



Pan Am Cup

Boys Youth U 19

March 18-26, 2017 • Monterrey, Nuevo León, Mexico

BULLETIN NO. 2

MARCH 20





Pan Am Cup

Boys Youth U 19

March 18-26, 2017 • Monterrey, Nuevo León, Mexico



Calendario y Formato de Competencia / Competition Format and Match Schedule

GROUP-A

No.	Date	Time	Teams	SCORES	Set	1	2	3	4	5	POINTS	TIME	FORMS
2	20-Mar	18:00	CHILE vs PERU	LIVE	3-0	25-14	25-13	25-18			75-45	1:13	P-2 P-3
6	21-Mar	20:00	DOMINICAN REPUBLIC vs CHILE										P-2 P-3
7	22-Mar	16:00	PERU vs DOMINICAN REPUBLIC										P-2 P-3

GROUP-B

No.	Date	Time	Teams	SCORE	Set	1	2	3	4	5	POINTS	TIME	STATS
1	20-Mar	16:00	JAMAICA vs PUERTO RICO	0-3		19-25	15-25	15-25			49-75	1:10	P-2 P-3
4	21-Mar	16:00	COLOMBIA vs JAMAICA										P-2 P-3
8	22-Mar	18:00	PUERTO RICO vs COLOMBIA										P-2 P-3

GROUP-C

No.	Date	Time	Teams	SCORE	Set	1	2	3	4	5	POINTS	TIME	STATS
3	20-Mar	20:00	MEXICO vs COSTA RICA	3-0		25-20	25-14	25-16			75-50	1:08	P-2 P-3
5	21-Mar	18:00	NICARAGUA vs COSTA RICA										P-2 P-3
9	22-Mar	20:00	MEXICO vs NICARAGUA										P-2 P-3

CLASSIFICATION 9

No.	Date	Time	Teams	SCORE	Set	1	2	3	4	5	POINTS	TIME	STATS
10	23-Mar	16:00	3rd HR2 vs 3rd HR3	0-0									P-2 P-3

QUATERFINALS

No.	Date	Time	Teams	SCORE	Set	1	2	3	4	5	POINTS	TIME	STATS
11	23-Mar	18:00	2nd HR1 vs 2nd HR2* (or 2nd HR3)	0-0									P-2 P-3
12	23-Mar	20:00	1st HR3 vs 2nd HR3* (or 2nd HR2)	0-0									P-2 P-3

FINAL CLASSIFICATION 7/8

No.	Date	Time	Teams	SCORE	Set	1	2	3	4	5	POINTS	TIME	STATS
13	24-Mar	16:00	3rd HR1 vs Winner of M10	0-0									P-2 P-3

SEMIFINALS

No.	Date	Time	Teams	SCORE	Set	1	2	3	4	5	POINTS	TIME	STATS
14	24-Mar	18:00	1st HR2 vs Winner of M12* (or M11)	0-0									P-2 P-3
15	24-Mar	20:00	1st HR1 vs Winner of M11* (or M12)	0-0									P-2 P-3

FINAL CLASSIFICATION 5/6

No.	Date	Time	Teams	SCORE	Set	1	2	3	4	5	POINTS	TIME	STATS
16	25-Mar	16:00	Loser of M11 vs Loser of M12	0-0									P-2 P-3

FINALS

No.	Date	Time	Teams	SCORE	Set	1	2	3	4	5	POINTS	TIME	STATS
17	25-Mar	18:00	Loser of M14 vs Loser of M15	0-0									P-2 P-3
18	25-Mar	20:00	Winner of M14 vs Winner of M15	0-0									P-2 P-3

*NOTE1: For the Classification, Quarterfinal and Semifinal Rounds, according to the FIVB General Competition Regulations, it must be avoided that teams from the same group play each other.

*NOTE2: According to the established competition format and the FIVB General Regulations, for the Classification, Quarterfinal and Semifinal Rounds, if three teams from the same group qualify, the match between highest ranked team and lowest ranked team of their Preliminary Round will be repeated.

*NOTE3: Highest Ranking (HR) followed by a number (1, 2 or 3) indicates the team's position among the teams from other pools with the same position (1st, 2nd or 3rd) in their group after the Group Preliminary Round based on the VIS point ratio result.

*NOTE4: Winner of M12 = Winner of Match #12, etc.

Día / Day	Hora / Time	Competition Venue - Gimnasio Nuevo León	Training Court 1 - <u>Gimnasio Nuevo León</u>	Training Court 2 - <u>Gimnasio Nuevo León Unido</u>
21-Mar-17	08:00	PUR	COL (16:00)	JAM (16:00)
	09:30	MEX	NCA (18:00)	CRC (18:00)
	11:00	PER	DOM (20:00)	CHI (20:00)
	12:30			
	16:00	COL vs JAM		
	18:00	NCA vs CRC		
	20:00	DOM vs CHI		
22-Mar-17	08:00	CHI	PER (16:00)	DOM (16:00)
	09:30	JAM	PUR (18:00)	COL (18:00)
	11:00	CRC	NCA (20:00)	MEX (20:00)
	12:30			
	16:00	PER vs DOM		
	18:00	PUR vs COL		
	20:00	MEX vs NCA		
23-Mar-17	08:00	3rd HR1	3rd HR2 (16:00)	3rd HR3 (16:00)
	09:30	1st HR2	2nd HR1 (18:00)	2nd HR2* (or 2nd HR3) (18:00)
	11:00	1st HR1	1st HR3 (20:00)	2nd HR3* (or 2nd HR2) (20:00)
	12:30			
	16:00	3rd HR2 vs 3rd HR3		
	18:00	2nd HR1 vs 2nd HR2* (or 2nd HR3)		
	20:00	1st HR3 vs 2nd HR3* (or 2nd HR2)		
24-Mar-17	08:00	Loser of M 11	3rd HR1 (16:00)	Winner of M10 (16:00)
	09:30	Loser of M12	1st HR2 (18:00)	Winner of M12* (or M11) (20:00)
	11:00		1st HR1 (20:00)	Winner of M11* (or M12) (20:00)
	12:30			
	16:00	3rd HR1 vs Winner of M10		
	18:00	1st HR2 vs Winner of M12* (or M11)		
	20:00	1st HR1 vs Winner of M11* (or M12)		
25-Mar-17	08:00		Loser of M11 (16:00)	Loser of M12 (16:00)
	09:30		Loser of M14 (18:00)	Loser of M15 (18:00)
	11:00		Winner of M14 (20:00)	Winner of M15 (20:00)
	12:30			
	16:00	Loser of M11 vs Loser of M12		
	18:00	Loser of M14 vs Loser of M15		
	20:00	Winner of M14 of Winner of M15		



2017 U-19 Boy's Pan American Cup

P-4 Collated results & ranking

Results as of 20 March 2017



MATCHES RESULTS

Pool A

No	Date	Teams	Set	Result per set (points)					Total Points	Duration	Spectators
				1	2	3	4	5			
2	20-Mar-2017	CHI - PER	3-0	25-14	25-13	25-18			75-45	19:19	500
6	21-Mar-2017	DOM - CHI									
7	22-Mar-2017	PER - DOM									

Pool B

No	Date	Teams	Set	Result per set (points)					Total Points	Duration	Spectators
				1	2	3	4	5			
1	20-Mar-2017	JAM - PUR	0-3	19-25	15-25	15-25			49-75	19:16	250
4	21-Mar-2017	COL - JAM									
8	22-Mar-2017	PUR - COL									

Pool C

No	Date	Teams	Set	Result per set (points)					Total Points	Duration	Spectators
				1	2	3	4	5			
3	20-Mar-2017	MEX - CRC	3-0	25-20	25-14	25-16			75-50	19:15	600
5	21-Mar-2017	NCA - CRC									
9	22-Mar-2017	MEX - NCA									

TEAM RANKING

Pool A

Rk	Code	Team	Matches				Pts	Results details							Sets			Points		
			W	L	T			3-0	3-1	3-2	2-3	1-3	0-3	W	L	Ratio	W	L	Ratio	
1	CHI	Chile	1	0	1	5	1	0	0	0	0	0	3	0	MAX	75	45	1.666		
2	PER	Peru	0	1	1	0	0	0	0	0	1	0	3	0.000	45	75	0.600			
3	DOM	Dominican Republic	0	0	0	0	0	0	0	0	0	0	0		0	0				

Pool B

Rk	Code	Team	Matches				Pts	Results details							Sets			Points		
			W	L	T			3-0	3-1	3-2	2-3	1-3	0-3	W	L	Ratio	W	L	Ratio	
1	PUR	Puerto Rico	1	0	1	5	1	0	0	0	0	0	3	0	MAX	75	49	1.530		
2	JAM	Jamaica	0	1	1	0	0	0	0	0	1	0	3	0.000	49	75	0.653			
3	COL	Colombia	0	0	0	0	0	0	0	0	0	0	0		0	0				

Pool C

Rk	Code	Team	Matches				Pts	Results details							Sets			Points		
			W	L	T			3-0	3-1	3-2	2-3	1-3	0-3	W	L	Ratio	W	L	Ratio	
1	MEX	Mexico	1	0	1	5	1	0	0	0	0	0	3	0	MAX	75	50	1.500		
2	CRC	Costa Rica	0	1	1	0	0	0	0	0	1	0	3	0.000	50	75	0.666			
3	NCA	Nicaragua	0	0	0	0	0	0	0	0	0	0	0		0	0				





P-2 VOLLEYBALL • Match result



2017 U19 Boy's Pan American Cup
Group B

Match: 1 Date: 3/20/2017 Spectators: 250
City: Monterrey
Hall: Gimnasio Nuevo Leon
Match duration: Start: 16:00 End: 17:16 Total: 1:16

Teams	Sets	1	2	3	4	5	Total
JAM	0	19	15	15			49
PUR	3	25	25	25			75
Set duration		0:26	0:21	0:23			1:10

Referees: Christian Carrillo (MEX) & James Alain (PER)

JAM • Jamaica		1	2	3	4	5	Pts
1	James Javarie (MB)	■	■	■			5
2	Smith Daunte (WS)						
3	Thompson Ngozi (MB)			□			1
4	Bennett Devounte (MB)	■	■	■			3
5	James Shavar (WS)	■	■	■			5
6	L Clarke Clifton (L)	L	L	L			
7	Thomas Jovan (OP)	■	■	■			3
8	Matthews Jermaine (WS)						
9	Daley Oneil (S)	■	■	■			1
10	Thomas Shamar (S)						
11	Jones Andrew (WS)	■	■	■			11
12	Manning Safon (WS)				□		

PUR • Puerto Rico		1	2	3	4	5	Pts
1	Garcia Gabriel (OP)	■	■	■			14
2	Molina Pedro (WS)	■	■	■			16
3	Hernandez Negron Christian (S)	■	■	■			2
4	Alvarado Rodriguez Sebastian (S)	□	□	□			
5	Negron Sebastian (WS)	■	■				6
6	L Hernandez Wilmer (L)	L	L	L			
7	Mercado Rivera Carlos (MB)				□		1
8	Elias Rodriguez Antonio (MB)	■	■	■			1
9	Pantoja Gutierrez Gabriel (WS)				□		1
10	Rosich Oliver Diego (WS)				□		
11	Marin Luna Juan (MB)	■	■	■			2
12	Mercado Tirado Carlos Adrian (WS)	□	■				5

Coach: DAVIS, STEVE (JAM)
Assistant: RAMDEEN, ADRIAN (JAM)

Coach: Juan Albarran (PUR)
Assistant: Carlos Rodriguez (PUR)

TEAMS AND PLAYERS PERFORMANCES

Won Pts	Total Atts	No Name
25	54	Total Team
10	14	11 Jones Andrew (WS)
5	11	5 James Shavar (WS)
4	10	1 James Javarie (MB)
3	45	Total Team
1	3	3 Thompson Ngozi (MB)
1	10	1 James Javarie (MB)
1	8	11 Jones Andrew (WS)
1	50	Total Team
1	9	4 Bennett Devounte (MB)
20		Total Team
49	149	Total Team
11	28	11 Jones Andrew (WS)

Scoring Skills	Won Pts	Total Atts	No Name
Spike	31	72	Total Team
	10	17	1 Garcia Gabriel (OP)
	10	21	2 Molina Pedro (WS)
	4	12	5 Negron Sebastian (WS)
Block	5	33	Total Team
	2	9	5 Negron Sebastian (WS)
	1	2	3 Hernandez Negron Christian
	1	3	12 Mercado Tirado Carlos
Serve	12	74	Total Team
	6	19	2 Molina Pedro (WS)
	3	12	1 Garcia Gabriel (OP)
	1	3	7 Mercado Rivera Carlos (MB)
Opp. error	27		Total Team
	75	179	Total Team
Best Scorer	16	41	2 Molina Pedro (WS)

■ Starting line-up Pts = Points scored [nn] = Captain
□ Substitute Atts = Attempts L = Libero
Opp = Opponent

Name game jury president:
Signature:



P-2 VOLLEYBALL • Match result



2017 U19 Boy's Pan American Cup
Group A

Match: 2 Date: 3/20/2017 Spectators: 500
City: Monterrey
Hall: Gimnasio Nuevo Leon
Match duration: Start: 18:00 End: 19:19 Total: 1:19

Teams	Sets	1	2	3	4	5	Total
CHI	3	25	25	25			75
PER	0	14	13	18			45
Set duration		0:22	0:24	0:27			1:13

Referees: Erick Holley (CRC) & Jaime Maldonado (PUR)

CHI • Chile		1	2	3	4	5	Pts
2	Ibarra Vicente (WS)	■	■	■			10
3	Mülchi Esteban (WS)	■	■	■			10
5	Leon Joaquin (S)	■	■	■			1
7	Julio Santiago (WS)						
8	Doña Francisco (MB)						
9	Rusch Alex (MB)	■	■	■			7
10	Mardones Vicente (OP)	■	■	■			14
11	Zambrano Hector (OP)	□					
12	Urzua Diego (S)						
13 L	Lavin Lucas (L)	L	L	L			
16	Zenteno Julian (MB)	■	■	■			4
19	Vergara Cristobal (WS)						

PER • Peru		1	2	3	4	5	Pts
1	LIRA JOSE (MB)	■	■	■			1
2	LINDER KONRAD (OP)	■	■	■			11
3	BARBIERI DANIEL (MB)	■	■	■			4
4	AGUILAR ORLANDO (S)	□	□	□			
5	SEMINARIO BRUNO (MB)						
6	JIMENEZ JEAN PIERRE (WS)	■	□				
8	GUTIERREZ MARCELO (S)	■	■	■			3
9	AGUIRRE EDILMAR (WS)	□	■	■			2
10	BOCANEGRA RODRIGO (WS)	■	■	■			1
11	VALLADARES ZEOMAR (OP)						
13 L	NAKAMATSU JONATHAN (L)	L	L	L			
14	RIVEIRO KEVIN (WS)	□	□				

Coach: Iván Villarreal (CHI)
Assistant: Rodrigo Urriola (CHI)

Coach: JIMENEZ EDWIN (PER)
Assistant: GUTIERREZ JULIO (PER)

TEAMS AND PLAYERS PERFORMANCES

Won Pts	Total Atts	No Name	Scoring Skills	Won Pts	Total Atts	No Name	
31	75	Total Team	Spike	20	81	Total Team	
9	18	3 Mülchi Esteban (WS)		10	31	2 LINDER KONRAD (OP)	
9	21	10 Mardones Vicente (OP)		4	11	3 BARBIERI DANIEL (MB)	
8	24	2 Ibarra Vicente (WS)	2	10	9 AGUIRRE EDILMAR (WS)		
11	50	Total Team	Block	2	38	Total Team	
5	16	9 Rusch Alex (MB)		1	6	2 LINDER KONRAD (OP)	
2	6	16 Zenteno Julian (MB)		1	11	8 GUTIERREZ MARCELO	
2	8	2 Ibarra Vicente (WS)	Serve	0	47	Total Team	
4	72	Total Team		Opp. error	23		Total Team
4	11	10 Mardones Vicente (OP)			Total	45	166
29		Total Team	14		37	10 Mardones Vicente (OP)	
75	197	Total Team	Best Scorer	11	48	2 LINDER KONRAD (OP)	

■ Starting line-up Pts = Points scored [nn] = Captain
□ Substitute Atts = Attempts L = Libero
Opp = Opponent

Name game jury president:

Signature:



P-2 VOLLEYBALL • Match result



2017 U19 Boy's Pan American Cup
Group C

Match: 3 Date: 3/20/2017 Spectators: 600
City: Monterrey
Hall: Gimnasio Nuevo Leon
Match duration: Start: 20:00 End: 21:15 Total: 1:15

Teams	Sets	1	2	3	4	5	Total
MEX	3	25	25	25			75
CRC	0	20	14	16			50
Set duration		0:27	0:21	0:20			1:08

Referees: Nestor Mateo (DOM) & Gonzalez Flores (CHI)

MEX • Mexico		1	2	3	4	5	Pts
1	Flores Espinoza Jesus Carlos (S)	<input type="checkbox"/>	<input type="checkbox"/>				
2	Stephens Zamora Raymond Gerald (WS)	■	■	■			15
4	Sarabia Delgado Miguel (WS)	■	■	■			13
5	Cabrera Bustamante Jonathan (S)	■	■	■			2
6	Hernandez Baca Luis David (MB)	■	■	■			2
7	González Castañeda Diego (OP)	■	■	■			8
8	Ramirez Salazar Sebastian (WS)		<input type="checkbox"/>				
9	Tellez Rodriguez Axel Manuel (MB)	■	■				8
11	L Gardea Aguilar Gabriel (L)		L	L	L		
12	Estrada Rodriguez Bryan Gustavo (OP)	<input type="checkbox"/>	<input type="checkbox"/>				2
13	Carrera Cervantes Jorge (WS)			<input type="checkbox"/>			2
16	Gonzalez Orozco David Levi (MB)			■			4

CRC • Costa Rica		1	2	3	4	5	Pts
2	L Gomez Lopez Saul (L)		L	L	L		
3	Caravaca Morales Randall (MB)		■	■			
5	Dyner Villa Daniel (S)		<input type="checkbox"/>	<input type="checkbox"/>			2
6	Dowshel Jekeal Mc Donald Smith (WS)	<input type="checkbox"/>	<input type="checkbox"/>				
7	Salas Nuñez Mariano (OP)	■	■	■			6
8	Anfer David Jiménez Sanchez (WS)	<input type="checkbox"/>	■	■			3
9	Monge Chacon David (S)	<input type="checkbox"/>	<input type="checkbox"/>	<input type="checkbox"/>			
10	Gómez Acuña Pablo Andres (OP)	■	<input type="checkbox"/>	<input type="checkbox"/>			2
11	Arrieta Arce Juan Diego (MB)	■					
12	Murillo Arguedas Luis Adolfo (S)	■	■	■			1
13	Ortiz Benavides Jose Andres (WS)	■	■	■			4
14	Gonzalez Zuñiga Francisco Daniel (MB)	■	■	■			1

Coach: Gabriela Isela Alarc (MEX)
Assistant: José Luis Herrera Or (MEX)

Coach: Juan Acuña Gamboa (CRC)
Assistant: Juan Leonardo Alvara (CRC)

TEAMS AND PLAYERS PERFORMANCES

Won Pts	Total Atts	No Name	Scoring Skills	Won Pts	Total Atts	No Name	
37	64	Total Team		17	39	Total Team	
8	17	4 Sarabia Delgado Miguel	Spike	6	10	7 Salas Nuñez Mariano (OP)	
8	14	2 Stephens Zamora Raymond		4	11	13 Ortiz Benavides Jose	
6	6	9 Tellez Rodriguez Axel		2	4	5 Dyner Villa Daniel (S)	
7	23	Total Team	Block	2	27	Total Team	
2	5	9 Tellez Rodriguez Axel		1	4	8 Anfer David Jiménez	
2	5	2 Stephens Zamora Raymond		1	8	14 Gonzalez Zuñiga Francisco	
1	1	16 Gonzalez Orozco David Levi	Serve	0	52	Total Team	
12	73	Total Team		Opp. error	31		Total Team
5	15	2 Stephens Zamora Raymond			Total	50	118
4	14	4 Sarabia Delgado Miguel	15			34	2 Stephens Zamora Raymond
1	2	13 Carrera Cervantes Jorge	Best Scorer	6		22	7 Salas Nuñez Mariano (OP)
19		Total Team					
75	160	Total Team					

■ Starting line-up Pts = Points scored [nn] = Captain
 Substitute Atts = Attempts L = Libero
 Opp = Opponent

Name game jury president:
 Signature:





P-5 VOLLEYBALL • Players ranking by skills

2017 U19 Boy's Pan American Cup



Best Scorers

Rk	No	Name	Team	Spike	Block	Serve	Total
1	2	Molina Pedro (WS)	PUR	10	0	6	16
2	2	Stephens Zamora Raymond Gerald (WS)	MEX	8	2	5	15
3	1	Garcia Gabriel (OP)	PUR	10	1	3	14
3	10	Mardones Vicente (OP)	CHI	9	1	4	14
5	4	Sarabia Delgado Miguel (WS)	MEX	8	1	4	13
6	2	LINDER KONRAD (OP)	PER	10	1	0	11
6	11	Jones Andrew (WS)	JAM	10	1	0	11
8	3	Mülchi Esteban (WS)	CHI	9	1	0	10
8	2	Ibarra Vicente (WS)	CHI	8	2	0	10
10	9	Tellez Rodriguez Axel Manuel (MB)	MEX	6	2	0	8
10	7	González Castañeda Diego (OP)	MEX	6	1	1	8
12	9	Rusch Alex (MB)	CHI	2	5	0	7
13	7	Salas Nuñez Mariano (OP)	CRC	6	0	0	6
13	5	Negron Sebastian (WS)	PUR	4	2	0	6
15	5	James Shavar (WS)	JAM	5	0	0	5
15	1	James Javarie (MB)	JAM	4	1	0	5
15	12	Mercado Tirado Carlos Adrian (WS)	PUR	3	1	1	5
18	3	BARBIERI DANIEL (MB)	PER	4	0	0	4
18	13	Ortiz Benavides Jose Andres (WS)	CRC	4	0	0	4
18	16	Gonzalez Orozco David Levi (MB)	MEX	3	1	0	4
18	16	Zenteno Julian (MB)	CHI	2	2	0	4
22	7	Thomas Jovan (OP)	JAM	3	0	0	3
22	8	GUTIERREZ MARCELO (S)	PER	2	1	0	3
22	8	Anfer David Jiménez Sanchez (WS)	CRC	2	1	0	3
22	4	Bennett Devounte (MB)	JAM	2	0	1	3
26	9	AGUIRRE EDILMAR (WS)	PER	2	0	0	2
26	11	Marin Luna Juan (MB)	PUR	2	0	0	2
26	6	Hernandez Baca Luis David (MB)	MEX	2	0	0	2
26	12	Estrada Rodriguez Bryan Gustavo (OP)	MEX	2	0	0	2
26	5	Dyner Villa Daniel (S)	CRC	2	0	0	2
26	10	Gómez Acuña Pablo Andres (OP)	CRC	2	0	0	2
26	3	Hernandez Negron Christian (S)	PUR	1	1	0	2
26	5	Cabrera Bustamante Jonathan (S)	MEX	1	0	1	2
26	13	Carrera Cervantes Jorge (WS)	MEX	1	0	1	2
35	5	Leon Joaquin (S)	CHI	1	0	0	1
35	1	LIRA JOSE (MB)	PER	1	0	0	1
35	10	BOCANEGRA RODRIGO (WS)	PER	1	0	0	1
35	9	Daley Oneil (S)	JAM	1	0	0	1
35	8	Elias Rodriguez Antonio (MB)	PUR	1	0	0	1
35	12	Murillo Arguedas Luis Adolfo (S)	CRC	1	0	0	1
35	3	Thompson Ngozi (MB)	JAM	0	1	0	1
35	14	Gonzalez Zuñiga Francisco Daniel (MB)	CRC	0	1	0	1
35	7	Mercado Rivera Carlos (MB)	PUR	0	0	1	1
35	9	Pantoja Gutierrez Gabriel (WS)	PUR	0	0	1	1
45	7	Julio Santiago (WS)	CHI	0	0	0	0
45	8	Doña Francisco (MB)	CHI	0	0	0	0
45	11	Zambrano Hector (OP)	CHI	0	0	0	0
45	12	Urzua Diego (S)	CHI	0	0	0	0
45	13	Lavin Lucas (L)	CHI	0	0	0	0
45	19	Vergara Cristobal (WS)	CHI	0	0	0	0
Total tournament				161	30	29	220





P-5 VOLLEYBALL • Players ranking by skills

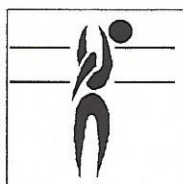
2017 U19 Boy's Pan American Cup



Best Spikers

Limit: 15.00%

Rk	No	Name	Team	Spikes	Faults	Shots	Total Attempts	Succ. %
1	11	Jones Andrew (WS)	JAM	10	2	2	14	71.43
2	7	Salas Nuñez Mariano (OP)	CRC	6	2	2	10	60.00
3	1	García Gabriel (OP)	PUR	10	1	6	17	58.82
4	2	Stephens Zamora Raymond Gerald (WS)	MEX	8	2	4	14	57.14
5	3	Mülchi Esteban (WS)	CHI	9	1	8	18	50.00
6	2	Molina Pedro (WS)	PUR	10	5	6	21	47.62
7	4	Sarabia Delgado Miguel (WS)	MEX	8	1	8	17	47.06
8	7	González Castañeda Diego (OP)	MEX	6	1	6	13	46.15
9	5	James Shavar (WS)	JAM	5	2	4	11	45.45
10	10	Mardones Vicente (OP)	CHI	9	3	9	21	42.86
Total Tournament				161	58	166	385	41.82



Best Blockers


Rk	No	Name	Team	Kill Blocks	Faults	Rebounds	Total Attempts	Avg. by set
1	9	Rusch Alex (MB)	CHI	5	3	8	16	1.67
2	16	Zenteno Julian (MB)	CHI	2	1	3	6	0.67
3	5	Negron Sebastian (WS)	PUR	2	3	4	9	0.67
4	9	Tellez Rodriguez Axel Manuel (MB)	MEX	2	2	1	5	0.67
5	2	Ibarra Vicente (WS)	CHI	2	4	2	8	0.67
6	2	Stephens Zamora Raymond Gerald (WS)	MEX	2	3	-	5	0.67
7	3	Mülchi Esteban (WS)	CHI	1	-	6	7	0.33
7	3	Thompson Ngozi (MB)	JAM	1	-	2	3	0.33
7	3	Hernandez Negron Christian (S)	PUR	1	-	1	2	0.33
7	16	Gonzalez Orozco David Levi (MB)	MEX	1	-	-	1	0.33
Total Tournament				30	77	109	216	3.33



Best Servers

Rk	No	Name	Team	Aces	Faults	Serve Hits	Total Attempts	Avg. by set
1	2	Molina Pedro (WS)	PUR	6	3	10	19	2.00
2	2	Stephens Zamora Raymond Gerald (WS)	MEX	5	5	5	15	1.67
3	10	Mardones Vicente (OP)	CHI	4	1	6	11	1.33
4	4	Sarabia Delgado Miguel (WS)	MEX	4	3	7	14	1.33
5	1	García Gabriel (OP)	PUR	3	3	6	12	1.00
6	7	Mercado Rivera Carlos (MB)	PUR	1	-	2	3	0.33
6	9	Pantoja Gutierrez Gabriel (WS)	PUR	1	-	5	6	0.33
6	12	Mercado Tirado Carlos Adrian (WS)	PUR	1	-	4	5	0.33
6	13	Carrera Cervantes Jorge (WS)	MEX	1	-	1	2	0.33
10	4	Bennett Devounte (MB)	JAM	1	1	7	9	0.33
Total Tournament				29	62	277	368	3.22



**Best Diggers**

Rk	No	Name	Team	Digs	Faults	Receptions	Total Attempts	Avg. by set
1	13	Lavin Lucas (L)	CHI	23	2	-	25	7.67
2	13	NAKAMATSU JONATHAN (L)	PER	19	7	3	29	6.33
3	6	Hernandez Wilmer (L)	PUR	13	3	1	17	4.33
4	11	Gardea Aguilar Gabriel (L)	MEX	12	-	-	12	4.00
5	9	AGUIRRE EDILMAR (WS)	PER	9	1	-	10	3.00
6	3	Mülchi Esteban (WS)	CHI	9	3	-	12	3.00
7	5	James Shavar (WS)	JAM	9	4	2	15	3.00
8	10	Mardones Vicente (OP)	CHI	8	2	1	11	2.67
9	6	Clarke Clifton (L)	JAM	7	3	5	15	2.33
10	2	Ibarra Vicente (WS)	CHI	7	2	-	9	2.33
Total Tournament				207	122	48	377	23.00

**Best Setters**

Rk	No	Name	Team	Running Sets	Faults	Still Sets	Total Attempts	Avg. by set
1	5	Leon Joaquin (S)	CHI	22	2	38	62	7.33
2	3	Hernandez Negron Christian (S)	PUR	19	-	39	58	6.33
3	5	Cabrera Bustamante Jonathan (S)	MEX	16	2	26	44	5.33
4	9	Daley Oneil (S)	JAM	13	2	30	45	4.33
5	8	GUTIERREZ MARCELO (S)	PER	6	3	48	57	2.00
6	1	Flores Espinoza Jesus Carlos (S)	MEX	5	2	4	11	1.67
7	12	Murillo Arguedas Luis Adolfo (S)	CRC	2	-	23	25	0.67
8	4	AGUILAR ORLANDO (S)	PER	1	-	8	9	0.33
8	4	Alvarado Rodriguez Sebastian (S)	PUR	1	-	1	2	0.33
8	10	Mardones Vicente (OP)	CHI	1	-	-	1	0.33
Total Tournament				88	17	241	346	9.78

**Best Receivers**

Limit: 20.00%

Rk	No	Name	Team	Excellents	Faults	Serve Receptions	Total Attempts	Eff. %
1	13	Lavin Lucas (L)	CHI	11	-	3	14	78.57
2	2	Stephens Zamora Raymond Gerald (WS)	MEX	10	-	5	15	66.67
3	6	Hernandez Wilmer (L)	PUR	12	1	4	17	64.71
4	4	Sarabia Delgado Miguel (WS)	MEX	7	-	4	11	63.64
5	2	Molina Pedro (WS)	PUR	8	-	5	13	61.54
6	11	Gardea Aguilar Gabriel (L)	MEX	7	-	6	13	53.85
7	3	Mülchi Esteban (WS)	CHI	5	-	5	10	50.00
8	13	NAKAMATSU JONATHAN (L)	PER	6	-	8	14	42.86
9	14	RIVEIRO KEVIN (WS)	PER	6	-	10	16	37.50
10	5	Negron Sebastian (WS)	PUR	4	-	7	11	36.36
Total Tournament				111	28	163	302	27.48



P-5 VOLLEYBALL • Players ranking by skills

2017 U19 Boy's Pan American Cup



Best Liberos

Rk	No	Name	Team	Excellents	Faults	In play	Total attempts	Avg. by set
1	13	Lavin Lucas (L)	CHI	34	2	3	39	11.33
2	6	Hernandez Wilmer (L)	PUR	25	4	5	34	8.33
3	13	NAKAMATSU JONATHAN (L)	PER	25	7	11	43	8.33
4	11	Gardea Aguilar Gabriel (L)	MEX	19		6	25	6.33
5	6	Clarke Clifton (L)	JAM	11	5	13	29	3.67
6	2	Gomez Lopez Saul (L)	CRC	8	12	13	33	2.67



P-6 VOLLEYBALL • Teams ranking by skills

2017 U19 Boy's Pan American Cup



Best Spikers


Limit: 15.00%

Rk	Team	Spikes	Faults	Shots	Total Attempts	Succ. %
1	MEX Mexico	37	6	21	64	57.81
2	JAM Jamaica	25	6	23	54	46.30
3	CRC Costa Rica	17	8	14	39	43.59
4	PUR Puerto Rico	31	10	31	72	43.06
5	CHI Chile	31	9	35	75	41.33
6	PER Peru	20	19	42	81	24.69
Total Tournament		161	58	166	385	41.82



Best Blockers

Rk	Team	Kill Blocks	Faults	Rebounds	Total Attempts	Avg. by set
1	CHI Chile	11	13	26	50	3.67
2	MEX Mexico	7	12	4	23	2.33
3	PUR Puerto Rico	5	11	17	33	1.67
4	JAM Jamaica	3	22	20	45	1.00
5	PER Peru	2	8	28	38	0.67
5	CRC Costa Rica	2	11	14	27	0.67
Total Tournament		30	77	109	216	3.33



Best Servers

Rk	Team	Aces	Faults	Serve Hits	Total Attempts	Avg. by set
1	PUR Puerto Rico	12	11	51	74	4.00
1	MEX Mexico	12	22	39	73	4.00
3	CHI Chile	4	8	60	72	1.33
4	JAM Jamaica	1	6	43	50	0.33
5	CRC Costa Rica	-	7	45	52	
5	PER Peru	-	8	39	47	
Total Tournament		29	62	277	368	3.22





Best Diggers

Rk	Team	Digs	Faults	Receptions	Total Attempts	Avg. by set
1	CHI Chile	60	13	1	74	20.00
2	PER Peru	49	30	9	88	16.33
3	PUR Puerto Rico	30	16	5	51	10.00
4	JAM Jamaica	29	27	19	75	9.67
5	MEX Mexico	23	6	2	31	7.67
6	CRC Costa Rica	16	30	12	58	5.33
Total Tournament		207	122	48	377	23.00



Best Setters

Rk	Team	Running Sets	Faults	Still Sets	Total Attempts	Avg. by set
1	CHI Chile	23	2	39	64	7.67
2	PUR Puerto Rico	21	-	44	65	7.00
2	MEX Mexico	21	4	31	56	7.00
4	JAM Jamaica	13	2	31	46	4.33
5	PER Peru	7	4	57	68	2.33
6	CRC Costa Rica	3	5	39	47	1.00
Total Tournament		88	17	241	346	9.78



Best Receivers

Limit: 20.00%

Rk	Team	Excellents	Faults	Serve Receptions	Total Attempts	Eff. %
1	MEX Mexico	26	-	18	44	59.09
2	PUR Puerto Rico	25	1	18	44	54.55
3	CHI Chile	21	-	18	39	53.85
4	PER Peru	21	5	38	64	25.00
5	JAM Jamaica	12	10	39	61	3.28
6	CRC Costa Rica	6	12	32	50	
Total Tournament		111	28	163	302	27.48



Inició la II Copa Panamericana Sub 19 de Voleibol Masculino

MONTERREY, México, March 20, 2017 – The Boys U19 Pan American Cup began at the “Nuevo Leon” Gymnasium. Hosts Mexico defeated Costa Rica in straight sets by scores of 25-20, 25-14 and 25-16. Raymond Stephens finished as top scorer for Mexico with 15 points (and five aces), while Miguel Sarabia scored 13 (four aces). Mariano Salas closed with 6 units for Costa Rica after one hour and eight minutes of game. Mexico served 12 aces against none by Costa Rica and led the match 7-2 in blocks .

Chile 3-0 Peru

Chile began its participation with the right foot at the U19 Boys’ Pan American Cup after defeating its South American neighbor Peru 3-0 (25-14, 25-13, 25-18) Vicente Mardones topped with 14 points for Chile. He also aced four times, while his teammates Vicente Ibarra and Esteban Mülchi scored 10 units apiece. For Peru, captain Konrad Linder, finished as best scorer with 11 points. Chile dominated in blocks 11-2 and 4-0 in services.

Puerto Rico 3-0 Jamaica

Puerto Rico opened its participation with a victory in straight sets against Jamaica by scores of 25-19, 25-15 and 25-15. The team coached by Steve Davis fought hard and almost got even in the third with a slight 11-14 deficit. Pedro Molina and Gabriel García finished as top scorers for Puerto Rico, after registering 16 and 14 points respectively. Molina aced six times while Garcia three. On the Jamaican side, Andrew Jones finished with 11 points.



The II U19 Boys Pan American Cup begins

MONTERREY, México, Marzo 20, 2017 – La Copa Panamericana Sub 19 dio inicio en el Gimnasio “Nuevo León”. México, país anfitrión, derrotó a Costa Rica en sets seguidos en el arranque de la Copa Panamericana de Voleibol categoría Sub 19 por parciales de 25-20, 25-14 y 25-16. Raymond Stephens terminó como líder anotador para México, con un total de 15 puntos y cinco ases, mientras que Miguel Sarabia cerró con 13 puntos y cuatro ases.

Mariano Salas cerró con 6 unidades para Costa Rica luego de una hora y ocho minutos de juego. México registró 12 ases colectivos contra ninguno de Costa Rica y lideró el encuentro 7-2 en bloqueos.

Chile 3-0 Peru

Chile inició su participación con el pie derecho al derrotar a su vecino sudamericano, Perú, por 3-0 (25-14, 25-13, 25-18). Vicente Mardones cerró como el líder anotador del encuentro con 14 puntos, cuatro de ellos por saque, mientras que Vicente Ibarra y Esteban Mülchi, cerraron con 10 unidades cada uno. Por Perú fue el capitán Konrad Linder, quien concluyó como el mejor anotador con un total de 11 unidades. Chile dominó en bloqueos 11-2 y 4-0 en servicios.

Puerto Rico 3-0 Jamaica

Puerto Rico abrió su participación con un triunfo en tres sets sobre Jamaica por parciales de 25-19, 25-15 y 25-15. Pedro Molina y Gabriel García lideraron el ataque del equipo de Puerto Rico, tras registrar un total de 16 y 14 puntos, respectivamente. Molina también registró un total de 6 ases, mientras que García sirvió para 3. Por el bando de Jamaica, Andrew Jones finalizó con 11 unidades para ubicarse como el mejor anotador.