



Pan Am Cup

Boys Youth U 19

March 18-26, 2017 • Monterrey, Nuevo León, Mexico

BULLETIN NO. 3

MARCH 21





Calendario y Formato de Competencia / Competition Format and Match Schedule

GROUP-A

No.	Date	Time	Teams	SCORES	Set	1	2	3	4	5	POINTS	TIME	FORMS
2	20-Mar	18:00	CHILE vs PERU	LIVE	3-0	25-14	25-13	25-18			75-45	1:13	P-2 P-3
6	21-Mar	20:00	DOMINICAN REPUBLIC vs CHILE		2-3	21-25	28-26	14-25	25-22	10-15	98-113	2:05	P-2 P-3
7	22-Mar	16:00	PERU vs DOMINICAN REPUBLIC										P-2 P-3

GROUP-B

No.	Date	Time	Teams	SCORE	Set	1	2	3	4	5	POINTS	TIME	STATS
1	20-Mar	16:00	JAMAICA vs PUERTO RICO	0-3		19-25	15-25	15-25			49-75	1:10	P-2 P-3
4	21-Mar	16:00	COLOMBIA vs JAMAICA	3-0		25-10	25-20	25-12			75-42	1:03	P-2 P-3
8	22-Mar	18:00	PUERTO RICO vs COLOMBIA										P-2 P-3

GROUP-C

No.	Date	Time	Teams	SCORE	Set	1	2	3	4	5	POINTS	TIME	STATS
3	20-Mar	20:00	MEXICO vs COSTA RICA	3-0		25-20	25-14	25-16			75-50	1:08	P-2 P-3
5	21-Mar	18:00	NICARAGUA vs COSTA RICA	2-3		25-22	26-28	25-18	17-25	10-15	103-108	2:02	P-2 P-3
9	22-Mar	20:00	MEXICO vs NICARAGUA										P-2 P-3

CLASSIFICATION 9

No.	Date	Time	Teams	SCORE	Set	1	2	3	4	5	POINTS	TIME	STATS
10	23-Mar	16:00	3rd HR2 vs 3rd HR3	0-0									P-2 P-3

QUARTERFINALS

No.	Date	Time	Teams	SCORE	Set	1	2	3	4	5	POINTS	TIME	STATS
11	23-Mar	18:00	2nd HR1 vs 2nd HR2* (or 2nd HR3)	0-0									P-2 P-3
12	23-Mar	20:00	1st HR3 vs 2nd HR3* (or 2nd HR2)	0-0									P-2 P-3

FINAL CLASSIFICATION 7/8

No.	Date	Time	Teams	SCORE	Set	1	2	3	4	5	POINTS	TIME	STATS
13	24-Mar	16:00	3rd HR1 vs Winner of M10	0-0									P-2 P-3

SEMIFINALS

No.	Date	Time	Teams	SCORE	Set	1	2	3	4	5	POINTS	TIME	STATS
14	24-Mar	18:00	1st HR2 vs Winner of M12* (or M11)	0-0									P-2 P-3
15	24-Mar	20:00	1st HR1 vs Winner of M11* (or M12)	0-0									P-2 P-3

FINAL CLASSIFICATION 5/6

No.	Date	Time	Teams	SCORE	Set	1	2	3	4	5	POINTS	TIME	STATS
16	25-Mar	16:00	Loser of M11 vs Loser of M12	0-0									P-2 P-3

FINALS

No.	Date	Time	Teams	SCORE	Set	1	2	3	4	5	POINTS	TIME	STATS
17	25-Mar	18:00	Loser of M14 vs Loser of M15	0-0									P-2 P-3
18	25-Mar	20:00	Winner of M14 vs Winner of M15	0-0									P-2 P-3

*NOTE1: For the Classification, Quarterfinal and Semifinal Rounds, according to the FIVB General Competition Regulations, it must be avoided that teams from the same group play each other.

*NOTE2: According to the established competition format and the FIVB General Regulations, for the Classification, Quarterfinal and Semifinal Rounds, if three teams from the same group qualify, the match between highest ranked team and lowest ranked team of their Preliminary Round will be repeated.

*NOTE3: Highest Ranking (HR) followed by a number (1, 2 or 3) indicates the team's position among the teams from other pools with the same position (1st, 2nd or 3rd) in their group after the Group Preliminary Round based on the VIS point ratio result.

*NOTE4: Winner of M12 = Winner of Match #12, etc.

Día / Day	Hora / Time	Competition Venue - Gimnasio Nuevo León	Training Court 1 - <i>Gimnasio Nuevo León</i>	Training Court 2 - <i>Gimnasio Nuevo León Unido</i>
22-Mar-17	08:00	CHI	PER (16:00)	DOM (16:00)
	09:30	JAM	PUR (18:00)	COL (18:00)
	11:00	CRC	NCA (20:00)	MEX (20:00)
	12:30			
	16:00	PER vs DOM		
	18:00	PUR vs COL		
	20:00	MEX vs NCA		
23-Mar-17	08:00	3rd HR1	3rd HR2 (16:00)	3rd HR3 (16:00)
	09:30	1st HR2	2nd HR1 (18:00)	2nd HR2* (or 2nd HR3) (18:00)
	11:00	1st HR1	1st HR3 (20:00)	2nd HR3* (or 2nd HR2) (20:00)
	12:30			
	16:00	3rd HR2 vs 3rd HR3		
	18:00	2nd HR1 vs 2nd HR2* (or 2nd HR3)		
	20:00	1st HR3 vs 2nd HR3* (or 2nd HR2)		
24-Mar-17	08:00	Loser of M 11	3rd HR1 (16:00)	Winner of M10 (16:00)
	09:30	Loser of M12	1st HR2 (18:00)	Winner of M12* (or M11) (20:00)
	11:00		1st HR1 (20:00)	Winner of M11* (or M12) (20:00)
	12:30			
	16:00	3rd HR1 vs Winner of M10		
	18:00	1st HR2 vs Winner of M12* (or M11)		
	20:00	1st HR1 vs Winner of M11* (or M12)		
25-Mar-17	08:00		Loser of M11 (16:00)	Loser of M12 (16:00)
	09:30		Loser of M14 (18:00)	Loser of M15 (18:00)
	11:00		Winner of M14 (20:00)	Winner of M15 (20:00)
	12:30			
	16:00	Loser of M11 vs Loser of M12		
	18:00	Loser of M14 vs Loser of M15		
	20:00	Winner of M14 of Winner of M15		



2017 U-19 Boy's Pan American Cup

P-4 Collated results & ranking

Results as of 22 March 2017



MATCHES RESULTS

Pool A

No	Date	Teams	Set	Result per set (points)					Total Points	Duration	Spectators
				1	2	3	4	5			
2	20-Mar-2017	CHI - PER	3-0	25-14	25-13	25-18			75-45	19:19	500
6	21-Mar-2017	DOM - CHI	2-3	21-25	28-26	14-25	25-22	10-15	98-113	21:14	100

Pool B

No	Date	Teams	Set	Result per set (points)					Total Points	Duration	Spectators
				1	2	3	4	5			
1	20-Mar-2017	JAM - PUR	0-3	19-25	15-25	15-25			49-75	19:16	250
4	21-Mar-2017	COL - JAM	3-0	25-10	25-20	25-12			75-42	19:09	150

Pool C

No	Date	Teams	Set	Result per set (points)					Total Points	Duration	Spectators
				1	2	3	4	5			
3	20-Mar-2017	MEX - CRC	3-0	25-20	25-14	25-16			75-50	19:15	600
5	21-Mar-2017	NCA - CRC	2-3	25-22	26-28	25-18	17-25	10-15	103-108	20:14	450

TEAM RANKING

Pool A

Rk	Code	Team	Matches				Pts	Results details						Sets			Points		
			W	L	T			3-0	3-1	3-2	2-3	1-3	0-3	W	L	Ratio	W	L	Ratio
1	CHI	Chile	2	0	2	8	1	0	1	0	0	0	6	2	3.000	188	143	1.314	
2	DOM	Dominican Republic	0	1	1	2	0	0	0	1	0	0	2	3	0.666	98	113	0.867	
3	PER	Peru	0	1	1	0	0	0	0	0	0	1	0	3	0.000	45	75	0.600	


Pool B

Rk	Code	Team	Matches				Pts	Results details						Sets			Points		
			W	L	T			3-0	3-1	3-2	2-3	1-3	0-3	W	L	Ratio	W	L	Ratio
1	COL	Colombia	1	0	1	5	1	0	0	0	0	0	3	0	MAX	75	42	1.785	
	PUR	Puerto Rico	1	0	1	5	1	0	0	0	0	0	3	0	MAX	75	49	1.530	
3	JAM	Jamaica	0	2	2	0	0	0	0	0	0	2	0	6	0.000	91	150	0.606	

Pool C

Rk	Code	Team	Matches				Pts	Results details						Sets			Points		
			W	L	T			3-0	3-1	3-2	2-3	1-3	0-3	W	L	Ratio	W	L	Ratio
1	MEX	Mexico	1	0	1	5	1	0	0	0	0	0	3	0	MAX	75	50	1.500	
2	CRC	Costa Rica	1	1	2	3	0	0	1	0	0	1	3	5	0.600	158	178	0.887	
3	NCA	Nicaragua	0	1	1	2	0	0	0	1	0	0	2	3	0.666	103	108	0.953	





P-2 VOLLEYBALL • Match result



2017 U19 Boy's Pan American Cup

Group B

Match: 4 **Date:** 3/21/2017 **Spectators:** 150
City: Monterrey
Hall: Gimnasio Nuevo Leon
Match duration: **Start:** 16:00 **End:** 17:09 **Total:** 1:09

Teams	Sets	1	2	3	4	5	Total
COL	3	25	25	25			75
JAM	0	10	20	12			42
Set duration		0:18	0:24	0:21			1:03

Referees: Norman Largaespada (NCA) & Roberto Luna (MEX)

COL • Colombia		1	2	3	4	5	Pts
1	Murillo Cristhian (S)						
4	Murillo Oliver (WS)						
5	Sanchez Jhonnier (MB)	■	■	■			6
6	Llanos Carlos (OP)	■	■	■			8
7	Colorado Henry (MB)	■	■	■			2
9	Torres Cristhian (MB)						
10	Valderrama Diego (WS)	■	■	■			12
11	Rivas Raul (WS)	■	■	■			11
14	Torres Jeyson (OP)						
15	L Rincon Luis (L)	L	L	L			
17	Caicedo Jharold (WS)						
19	Mesa Jorge (S)	■	■	■			2

Coach: OSORIO CARLOS
Assistant: HERRERA DIEGO

JAM • Jamaica		1	2	3	4	5	Pts
1	James Javarie (MB)		■	■	■		7
2	Smith Daunte (WS)		□				
3	Thompson Ngozi (MB)			■			
4	Bennett Devounte (MB)	■	□	■			3
5	James Shavar (WS)						
6	L Clarke Clifton (L)	L	L	L			
7	Thomas Jovan (OP)	■	■	■			3
8	Matthews Jermaine (WS)						
9	Daley Oneil (S)	■	□	■			1
10	Thomas Shamar (S)			■			
11	Jones Andrew (WS)	■	■	■			5
12	Manning Safon (WS)	■	■	■			9

Coach: DAVIS,STEVE (JAM)
Assistant: RAMDEEN, ADRIAN (JAM)

TEAMS AND PLAYERS PERFORMANCES

Won Pts	Total Atts	No Name	Scoring Skills	Won Pts	Total Atts	No Name
28	52	Total Team		21	73	Total Team
10	15	10 Valderrama Diego (WS)	Spike	8	18	12 Manning Safon (WS)
10	16	11 Rivas Raul (WS)		5	10	1 James Javarie (MB)
5	13	6 Llanos Carlos (OP)		4	21	11 Jones Andrew (WS)
8	30	Total Team	Block	3	29	Total Team
3	5	5 Sanchez Jhonnier (MB)		2	5	1 James Javarie (MB)
2	7	6 Llanos Carlos (OP)		1	7	4 Bennett Devounte (MB)
1	7	7 Colorado Henry (MB)	Serve	4	44	Total Team
5	73	Total Team		1	9	11 Jones Andrew (WS)
1	13	7 Colorado Henry (MB)		1	9	9 Daley Oneil (S)
1	18	19 Mesa Jorge (S)	1	7	4 Bennett Devounte (MB)	
1	13	11 Rivas Raul (WS)	Opp. error	14		Total Team
34		Total Team		Total	42	146
75	155	Total Team				
12	27	10 Valderrama Diego (WS)	Best Scorer	9	27	12 Manning Safon (WS)

■ Starting line-up Pts = Points scored [nn] = Captain
□ Substitute Atts = Attempts L = Libero
Opp = Opponent





P-2 VOLLEYBALL • Match result



2017 U19 Boy's Pan American Cup
Group C

Match: 5 **Date:** 21/03/2017 **Spectators:** 450
City: Monterrey
Hall: Gimnasio Nuevo Leon
Match duration: **Start:** 18:00 **End:** 20:14 **Total:** 2:14

Teams	Sets	1	2	3	4	5	Total
NCA	2	25	26	25	17	10	103
CRC	3	22	28	18	25	15	108
Set duration		0:24	0:33	0:24	0:25	0:16	2:02

Referees: Nestor Mateo (DOM) & Eduin López (COL)

NCA • Nicaragua		1	2	3	4	5	Pts
1	Cano Osorio Josue (WS)						
3	Núñez Muñoz Novelbis (WS)	□	□			□	
4	Cuadra Sandoval Diego (OP)	■	■	■	■	■	7
5	Sacasa Sacasa Milton (S)						
6	Rostran Moreno Jordy Enmanuel (MB)						
7	Reyes LArios Enmanuel (MB)	■	■	■	■	■	6
8	Cerda Ronny (S)	■	■	■	■	■	3
9	Hernández Byron (WS)	■	■	■	■	■	25
10	Sandoval Bravo Marcial (WS)						
11	Baquedano Ronnier (MB)	■	■	■	■	■	
13	Zeledón Jonny (WS)	■	■	■	■	■	29
21	L Sandoval Vivas Dowglas (L)	L	L	L	L	L	

Coach: Osman Hernandez (NCA)
Assistant: Bayardo Navarrete (NCA)

CRC • Costa Rica		1	2	3	4	5	Pts
2	L Gomez Lopez Saul (L)	L	L	L	L	L	
3	Caravaca Morales Randall (MB)	■	□	■	■	■	8
5	Dyner Villa Daniel (S)	□	■	□		□	
6	Dowshel Jekeal Mc Donald Smith (WS)						
7	Salas Nuñez Mariano (OP)	■	■	■	■	■	15
8	Anfer David Jiménez Sanchez (WS)				□		1
9	Monge Chacon David (S)	□		□			
10	Gómez Acuña Pablo Andres (OP)	■	■	■	■	■	17
11	Arrieta Arce Juan Diego (MB)						
12	Murillo Arguedas Luis Adolfo (S)	■	■	■	■	■	3
13	Ortiz Benavides Jose Andres (WS)	■	■	■	■	■	17
14	Gonzalez Zuñiga Francisco Daniel (MB)	■	■	■	■	■	

Coach: Juan Acuña Gamboa (CRC)
Assistant: Juan Leonardo Alvara (CRC)

TEAMS AND PLAYERS PERFORMANCES


Won Pts	Total Atts	No Name	Scoring Skills	Won Pts	Total Atts	No Name
61	160	Total Team		49	131	Total Team
29	66	13 Zeledón Jonny (WS)	Spike	17	36	10 Gómez Acuña Pablo Andres
25	57	9 Hernández Byron (WS)		15	42	13 Ortiz Benavides Jose
5	69	Total Team	Block	6	71	Total Team
3	17	7 Reyes LArios Enmanuel		4	13	3 Caravaca Morales Randall
2	15	8 Cerda Ronny (S)	Serve	1	15	13 Ortiz Benavides Jose
4	103	Total Team		6	107	Total Team
2	18	4 Cuadra Sandoval Diego	Opp. error	3	27	12 Murillo Arguedas Luis
1	19	7 Reyes LArios Enmanuel	Total	2	21	7 Salas Nuñez Mariano (OP)
33		Total Team		46		Total Team
103	332	Total Team		108	309	Total Team

29	89	13 Zeledón Jonny (WS)	Best Scorer	17	57	10 Gómez Acuña Pablo Andres
----	----	-----------------------	--------------------	----	----	-----------------------------

Excellent	Total Atts	No Name	Non scoring Skills	Excellent	Total Atts	No Name
95	144	Total Team		86	158	Total Team
31	44	13 Zeledón Jonny (WS)	Dig	31	51	2 Gomez Lopez Saul (L)
23	34	21 Sandoval Vivas Dowglas (L)		15	29	12 Murillo Arguedas Luis
15	132	Total Team	Set	24	119	Total Team
15	126	8 Cerda Ronny (S)		24	110	12 Murillo Arguedas Luis
37	93	Total Team	Reception	22	87	Total Team
11	22	9 Hernández Byron (WS)	Success - Faults	13	56	2 Gomez Lopez Saul (L)
19	43	13 Zeledón Jonny (WS)	# Attempts			

■ Starting line-up Pts = Points scored [nn] = Captain
□ Substitute Atts = Attempts L = Libero
Opp = Opponent





P-2 VOLLEYBALL • Match result



2017 U19 Boy's Pan American Cup
Group A

Match: 6 **Date:** 3/21/2017 **Spectators:** 100
City: Monterrey
Hall: Gimnasio Nuevo Leon
Match duration: **Start:** 20:50 **End:** 23:14 **Total:** 2:24

Teams	Sets	1	2	3	4	5	Total
DOM	2	21	28	14	25	10	98
CHI	3	25	26	25	22	15	113
Set duration		0:26	0:36	0:22	0:26	0:15	2:05

Referees: Jaime Maldonado (PUR) & Erich Holley (CRC)

DOM • Dominican Republic		1	2	3	4	5	Pts
1	Gonzalez Perez Adalberto (S)	☐	☐	☐	☐	■	1
2	Collado Ferrer Oliver Antonio (WS)	■	■	■	■	■	6
4	Valdez Peña Bayron (WS)	■	■	■	■	■	20
5	Segura Alcantara Frantony (WS)	■	■	■	■	■	19
7	Cruz Rodriguez Kevin Jesus (S)	■	■	■	■	■	6
8	Rodriguez Cruz Jose Anthony (WS)	☐	☐	☐	☐	☐	1
12	Peralta Angeles Dawry (OP)						
13	Mendez Jose Dawilin Ramill (MB)	■	■	■	■	■	4
14	Perez Bello Jairo Junior (MB)	■	■	■	■	■	10
15	L Gervacio Burgos Francisco Antonio (L)	L	L	L	L	L	
18	Reinoso Soto Luis David (MB)	☐					

CHI • Chile		1	2	3	4	5	Pts
2	Ibarra Vicente (WS)	■	■	■	■	■	20
3	Mülchi Esteban (WS)	■	■	■	■	■	20
5	Leon Joaquin (S)	■	■	■	■	■	4
7	Julio Santiago (WS)				☐		
8	Doña Francisco (MB)						
9	Rusch Alex (MB)	■	■	■	■	■	5
10	Mardones Vicente (OP)	■	■	■	■	■	16
11	Zambrano Hector (OP)						
12	Urzua Diego (S)						
13	L Lavin Lucas (L)	L	L	L	L	L	
16	Zenteno Julian (MB)	■	■	■	■	■	7
19	Vergara Cristobal (WS)						

Coach: Loren Ricardo Rodrig (DOM)
Assistant: Vicente Andrés Pania (DOM)


Coach: Iván Villarreal (CHI)
Assistant: Rodrigo Urriola (CHI)

TEAMS AND PLAYERS PERFORMANCES

Won Pts	Total Atts	No Name	Scoring Skills	Won Pts	Total Atts	No Name
54	139	Total Team		56	139	Total Team
19	39	5 Segura Alcantara Frantony	Spike	19	46	3 Mülchi Esteban (WS)
17	50	4 Valdez Peña Bayron (WS)		17	38	2 Ibarra Vicente (WS)
7	14	14 Perez Bello Jairo Junior		13	39	10 Mardones Vicente (OP)
11	80	Total Team	Block	11	53	Total Team
3	18	13 Mendez Jose Dawilin Ramill		4	17	9 Rusch Alex (MB)
3	19	4 Valdez Peña Bayron (WS)		3	7	10 Mardones Vicente (OP)
3	9	7 Cruz Rodriguez Kevin Jesus		2	10	16 Zenteno Julian (MB)
2	98	Total Team	Serve	5	112	Total Team
1	13	14 Perez Bello Jairo Junior		3	16	2 Ibarra Vicente (WS)
1	5	8 Rodriguez Cruz Jose		1	19	5 Leon Joaquin (S)
32		Total Team	Opp. error	1	15	16 Zenteno Julian (MB)
99	317	Total Team		40		Total Team
			Total	112	304	Total Team
20	88	4 Valdez Peña Bayron (WS)	Best Scorer	20	59	2 Ibarra Vicente (WS)

■ Starting line-up Pts = Points scored ☐nn = Captain
☐ Substitute Atts = Attempts L = Libero
Opp = Opponent





P-5 VOLLEYBALL • Players ranking by skills


2017 U19 Boy's Pan American Cup



Best Scorers

Rk	No	Name	Team	Spike	Block	Serve	Total
1	3	Mülchi Esteban (WS)	CHI	28	2	0	30
1	2	Ibarra Vicente (WS)	CHI	25	2	3	30
1	10	Mardones Vicente (OP)	CHI	22	4	4	30
4	13	Zeledón Jonny (WS)	NCA	29	0	0	29
5	9	Hernández Byron (WS)	NCA	25	0	0	25
6	13	Ortiz Benavides Jose Andres (WS)	CRC	19	1	1	21
6	7	Salas Nuñez Mariano (OP)	CRC	18	1	2	21
8	4	Valdez Peña Bayron (WS)	DOM	17	3	0	20
9	5	Segura Alcantara Frantony (WS)	DOM	19	0	0	19
9	10	Gómez Acuña Pablo Andres (OP)	CRC	19	0	0	19
11	2	Molina Pedro (WS)	PUR	10	0	6	16
11	11	Jones Andrew (WS)	JAM	14	1	1	16
13	2	Stephens Zamora Raymond Gerald (WS)	MEX	8	2	5	15
14	1	Garcia Gabriel (OP)	PUR	10	1	3	14
15	4	Sarabia Delgado Miguel (WS)	MEX	8	1	4	13
16	10	Valderrama Diego (WS)	COL	10	1	1	12
16	1	James Javarie (MB)	JAM	9	3	0	12
16	9	Rusch Alex (MB)	CHI	3	9	0	12
19	2	LINDER KONRAD (OP)	PER	10	1	0	11
19	11	Rivas Raul (WS)	COL	10	0	1	11
19	16	Zenteno Julian (MB)	CHI	6	4	1	11
22	14	Perez Bello Jairo Junior (MB)	DOM	7	2	1	10
23	12	Manning Safon (WS)	JAM	8	0	1	9
24	9	Tellez Rodriguez Axel Manuel (MB)	MEX	6	2	0	8
24	7	González Castañeda Diego (OP)	MEX	6	1	1	8
24	6	Llanos Carlos (OP)	COL	5	2	1	8
24	3	Caravaca Morales Randall (MB)	CRC	4	4	0	8
28	4	Cuadra Sandoval Diego (OP)	NCA	5	0	2	7
29	5	Negron Sebastian (WS)	PUR	4	2	0	6
29	5	Sanchez Jhonnier (MB)	COL	3	3	0	6
29	2	Collado Ferrer Oliver Antonio (WS)	DOM	6	0	0	6
29	7	Cruz Rodriguez Kevin Jesus (S)	DOM	3	3	0	6
29	7	Reyes LArios Enmanuel (MB)	NCA	2	3	1	6
29	7	Thomas Jovan (OP)	JAM	6	0	0	6
29	4	Bennett Devounte (MB)	JAM	3	1	2	6
36	12	Mercado Tirado Carlos Adrian (WS)	PUR	3	1	1	5
36	5	James Shavar (WS)	JAM	5	0	0	5
36	5	Leon Joaquin (S)	CHI	3	1	1	5
39	3	BARBIERI DANIEL (MB)	PER	4	0	0	4
39	16	Gonzalez Orozco David Levi (MB)	MEX	3	1	0	4
39	13	Mendez Jose Dawilin Ramill (MB)	DOM	1	3	0	4
39	8	Anfer David Jiménez Sanchez (WS)	CRC	3	1	0	4
39	12	Murillo Arguedas Luis Adolfo (S)	CRC	1	0	3	4
44	8	GUTIERREZ MARCELO (S)	PER	2	1	0	3
44	8	Cerda Ronny (S)	NCA	0	2	1	3
46	9	AGUIRRE EDILMAR (WS)	PER	2	0	0	2
46	11	Marin Luna Juan (MB)	PUR	2	0	0	2
46	6	Hernandez Baca Luis David (MB)	MEX	2	0	0	2
46	12	Estrada Rodriguez Bryan Gustavo (OP)	MEX	2	0	0	2
46	3	Hernandez Negron Christian (S)	PUR	1	1	0	2
Total tournament				430	74	55	559





P-5 VOLLEYBALL • Players ranking by skills

2017 U19 Boy's Pan American Cup



Best Spikers

Limit: 15.00%

Rk	No	Name	Team	Spikes	Faults	Shots	Total Attempts	Succ. %
1	10	Valderrama Diego (WS)	COL	10	-	5	15	66.67
2	11	Rivas Raul (WS)	COL	10	-	6	16	62.50
3	1	Garcia Gabriel (OP)	PUR	10	1	6	17	58.82
4	2	Stephens Zamora Raymond Gerald (WS)	MEX	8	2	4	14	57.14
5	5	Segura Alcantara Frantony (WS)	DOM	19	5	15	39	48.72
6	2	Molina Pedro (WS)	PUR	10	5	6	21	47.62
7	10	Gómez Acuña Pablo Andres (OP)	CRC	19	1	20	40	47.50
8	4	Sarabia Delgado Miguel (WS)	MEX	8	1	8	17	47.06
9	7	González Castañeda Diego (OP)	MEX	6	1	6	13	46.15
10	1	James Javarie (MB)	JAM	9	2	9	20	45.00
Total Tournament				430	162	487	1,079	39.85



Best Blockers


Rk	No	Name	Team	Kill Blocks	Faults	Rebounds	Total Attempts	Avg. by set
1	9	Rusch Alex (MB)	CHI	9	7	17	33	1.13
2	5	Sanchez Jhonnier (MB)	COL	3	1	1	5	1.00
3	6	Llanos Carlos (OP)	COL	2	2	3	7	0.67
4	5	Negron Sebastian (WS)	PUR	2	3	4	9	0.67
5	9	Tellez Rodriguez Axel Manuel (MB)	MEX	2	2	1	5	0.67
6	2	Stephens Zamora Raymond Gerald (WS)	MEX	2	3	-	5	0.67
7	13	Mendez Jose Dawilin Ramill (MB)	DOM	3	5	10	18	0.60
8	7	Reyes Larios Enmanuel (MB)	NCA	3	5	9	17	0.60
9	4	Valdez Peña Bayron (WS)	DOM	3	10	6	19	0.60
10	7	Cruz Rodriguez Kevin Jesus (S)	DOM	3	5	1	9	0.60
Total Tournament				74	193	281	548	3.36



Best Servers

Rk	No	Name	Team	Aces	Faults	Serve Hits	Total Attempts	Avg. by set
1	2	Molina Pedro (WS)	PUR	6	3	10	19	2.00
2	2	Stephens Zamora Raymond Gerald (WS)	MEX	5	5	5	15	1.67
3	4	Sarabia Delgado Miguel (WS)	MEX	4	3	7	14	1.33
4	1	Garcia Gabriel (OP)	PUR	3	3	6	12	1.00
5	10	Mardones Vicente (OP)	CHI	4	6	14	24	0.50
6	4	Cuadra Sandoval Diego (OP)	NCA	2	5	11	18	0.40
7	12	Murillo Arguedas Luis Adolfo (S)	CRC	3	1	36	40	0.38
8	2	Ibarra Vicente (WS)	CHI	3	1	21	25	0.38
9	7	Mercado Rivera Carlos (MB)	PUR	1	-	2	3	0.33
9	7	Colorado Henry (MB)	COL	1	-	12	13	0.33
Total Tournament				55	132	718	905	2.50





P-5 VOLLEYBALL • Players ranking by skills

2017 U19 Boy's Pan American Cup



Best Diggers

Rk	No	Name	Team	Digs	Faults	Receptions	Total Attempts	Avg. by set
1	13	Lavin Lucas (L)	CHI	56	10	8	74	7.00
2	13	NAKAMATSU JONATHAN (L)	PER	19	7	3	29	6.33
3	13	Zeledón Jonny (WS)	NCA	31	9	4	44	6.20
4	21	Sandoval Vivas Dowglas (L)	NCA	23	8	3	34	4.60
5	2	Gomez Lopez Saul (L)	CRC	35	23	7	65	4.38
6	6	Hernandez Wilmer (L)	PUR	13	3	1	17	4.33
7	11	Gardea Aguilar Gabriel (L)	MEX	12	-	-	12	4.00
8	19	Mesa Jorge (S)	COL	12	4	-	16	4.00
9	15	Gervacio Burgos Francisco Antonio (L)	DOM	19	4	9	32	3.80
10	15	Rincon Luis (L)	COL	11	4	-	15	3.67
Total Tournament				611	315	168	1,094	27.77



Best Setters

Rk	No	Name	Team	Running Sets	Faults	Still Sets	Total Attempts	Avg. by set
1	3	Hernandez Negron Christian (S)	PUR	19	-	39	58	6.33
2	5	Cabrera Bustamante Jonathan (S)	MEX	16	2	26	44	5.33
3	5	Leon Joaquin (S)	CHI	40	3	136	179	5.00
4	7	Cruz Rodriguez Kevin Jesus (S)	DOM	21	5	82	108	4.20
5	19	Mesa Jorge (S)	COL	11	2	29	42	3.67
6	12	Murillo Arguedas Luis Adolfo (S)	CRC	26	2	107	135	3.25
7	9	Daley Oneil (S)	JAM	19	3	80	102	3.17
8	8	Cerda Ronny (S)	NCA	15	1	110	126	3.00
9	8	GUTIERREZ MARCELO (S)	PER	6	3	48	57	2.00
10	1	Flores Espinoza Jesus Carlos (S)	MEX	5	2	4	11	1.67
Total Tournament				183	33	728	944	8.32




Best Receivers

Limit: 20.00%

Rk	No	Name	Team	Excellents	Faults	Serve Receptions	Total Attempts	Eff. %
1	13	Lavin Lucas (L)	CHI	34	1	12	47	70.21
2	2	Stephens Zamora Raymond Gerald (WS)	MEX	10	-	5	15	66.67
3	6	Hernandez Wilmer (L)	PUR	12	1	4	17	64.71
4	4	Sarabia Delgado Miguel (WS)	MEX	7	-	4	11	63.64
5	2	Molina Pedro (WS)	PUR	8	-	5	13	61.54
6	11	Gardea Aguilar Gabriel (L)	MEX	7	-	6	13	53.85
7	9	Hernández Byron (WS)	NCA	11	-	11	22	50.00
8	13	NAKAMATSU JONATHAN (L)	PER	6	-	8	14	42.86
9	13	Zeledón Jonny (WS)	NCA	19	1	23	43	41.86
10	14	RIVEIRO KEVIN (WS)	PER	6	-	10	16	37.50
Total Tournament				255	58	455	768	25.65





Best Liberos

Rk	No	Name	Team	Excellents	Faults	In play	Total attempts	Avg. by set
1	13	Lavin Lucas (L)	CHI	90	11	20	121	11.25
2	6	Hernandez Wilmer (L)	PUR	25	4	5	34	8.33
3	13	NAKAMATSU JONATHAN (L)	PER	25	7	11	43	8.33
4	2	Gomez Lopez Saul (L)	CRC	52	32	56	140	6.50
5	11	Gardea Aguilar Gabriel (L)	MEX	19		6	25	6.33
6	15	Gervacio Burgos Francisco Antonio (L)	DOM	30	6	37	73	6.00
7	15	Rincon Luis (L)	COL	18	6	8	32	6.00
8	21	Sandoval Vivas Dowglas (L)	NCA	28	9	10	47	5.60
9	6	Clarke Clifton (L)	JAM	28	11	27	66	4.67





P-6 VOLLEYBALL • Teams ranking by skills

2017 U19 Boy's Pan American Cup



Best Spikers

Limit: 15.00%

Rk	Team	Spikes	Faults	Shots	Total Attempts	Succ. %
1	MEX Mexico	37	6	21	64	57.81
2	JAM Jamaica	25	6	23	54	46.30
3	CRC Costa Rica	17	8	14	39	43.59
4	PUR Puerto Rico	31	10	31	72	43.06
5	CHI Chile	31	9	35	75	41.33
6	PER Peru	20	19	42	81	24.69
Total Tournament		161	58	166	385	41.82



Best Blockers

Rk	Team	Kill Blocks	Faults	Rebounds	Total Attempts	Avg. by set
1	CHI Chile	11	13	26	50	3.67
2	MEX Mexico	7	12	4	23	2.33
3	PUR Puerto Rico	5	11	17	33	1.67
4	JAM Jamaica	3	22	20	45	1.00
5	PER Peru	2	8	28	38	0.67
5	CRC Costa Rica	2	11	14	27	0.67
Total Tournament		30	77	109	216	3.33



Best Servers

Rk	Team	Aces	Faults	Serve Hits	Total Attempts	Avg. by set
1	PUR Puerto Rico	12	11	51	74	4.00
1	MEX Mexico	12	22	39	73	4.00
3	CHI Chile	4	8	60	72	1.33
4	JAM Jamaica	1	6	43	50	0.33
5	CRC Costa Rica	-	7	45	52	
5	PER Peru	-	8	39	47	
Total Tournament		29	62	277	368	3.22





P-6 VOLLEYBALL • Teams ranking by skills

2017 U19 Boy's Pan American Cup



Best Diggers

Rk	Team	Digs	Faults	Receptions	Total Attempts	Avg. by set
1	CHI Chile	60	13	1	74	20.00
2	PER Peru	49	30	9	88	16.33
3	PUR Puerto Rico	30	16	5	51	10.00
4	JAM Jamaica	29	27	19	75	9.67
5	MEX Mexico	23	6	2	31	7.67
6	CRC Costa Rica	16	30	12	58	5.33
Total Tournament		207	122	48	377	23.00



Best Setters

Rk	Team	Running Sets	Faults	Still Sets	Total Attempts	Avg. by set
1	CHI Chile	23	2	39	64	7.67
2	PUR Puerto Rico	21	-	44	65	7.00
2	MEX Mexico	21	4	31	56	7.00
4	JAM Jamaica	13	2	31	46	4.33
5	PER Peru	7	4	57	68	2.33
6	CRC Costa Rica	3	5	39	47	1.00
Total Tournament		88	17	241	346	9.78



Best Receivers

Limit: 20.00%

Rk	Team	Excellents	Faults	Serve Receptions	Total Attempts	Eff. %
1	MEX Mexico	26	-	18	44	59.09
2	PUR Puerto Rico	25	1	18	44	54.55
3	CHI Chile	21	-	18	39	53.85
4	PER Peru	21	5	38	64	25.00
5	JAM Jamaica	12	10	39	61	3.28
6	CRC Costa Rica	6	12	32	50	
Total Tournament		111	28	163	302	27.48



Chile claims second victory in U19 Boys' Pan Am Cup

MONTERREY, Mexico, March 21, 2017 - Chile claimed its second victory in U19 Boys' Pan American Cup after beating Dominican Republic in five sets (25-21, 26-28, 25-14, 22-25 and 15-10). Vicente Ibarra and Esteban Mülchi closed with 20 puntos apiece while Vicente Mardones registered 16 for Chile. On the Dominican side Bayron Valdez finished with 20 tallies, Frantony Segura scored 19 and Junior Perez 10.

Costa Rica 3-2 Nicaragua

Costa Rica defeated Nicaragua in five sets and kept its record in 1-1 as well as second round expectations. Scores were 22-25, 28-26, 18-25, 25-17 and 15-10. Jonny Zeledón tallied 29 points for Nicaragua, while his teammate Byron Hernández made 25. However Costa Ricans improved their service, to finish with a 6-4 ases advantages. Captain Jose Andres Ortiz and opposite Pablo Andres Gomez registered 17 points apiece while Mariano Salas closed with 15.

Colombia 3-0 Jamaica

Colombia opened its participation at the U19 Boys PanAmCup with a three setter victory over Jamaica. Scores were 25-10, 25-20 and 25-12 in one hour and three minutes of match time. Wing Spiker Diego Valderrama scored 12 points and Colombian captain Raul Rivas finished with 11. For Jamaica, Safon Manning closed with 9. Colombia overcame Jamaica in blocks 8-5.

Chile liga su segunda victoria en la Copa Panamericana Sub 19

MONTERREY, Mexico, Marzo 21, 2017 - Chile consiguió su segundo triunfo dentro de la Copa Panamericana Varonil Sub 19 tras derrotar a República Dominicana en cinco sets por parciales de 25-21, 26-28, 25-14, 22-25 y 15-10. Vicente Ibarra y Esteban Mülchi cerraron con 20 puntos cada uno, mientras que Vicente Mardones registró 16 para Chile. Por el bando dominicano Bayron Valdez registró 20 unidades, en tanto que Frantony Segura hizo 19 y Junior Pérez 10.

Costa Rica 3-2 Nicaragua

Costa Rica venció a Nicaragua en cinco sets para mantenerse con marca de 1-1 en la Copa y de paso mantener viva su aspiración de jugar la segunda ronda. Los parciales fueron 22-25, 28-26, 18-25, 25-17 y 15-10. Jonny Zeledón hizo 29 puntos para Nicaragua y Byron Hernández hizo 25. El capitán José Andrés Ortiz y el opuesto Pablo Andrés Gómez registraron 17 puntos cada uno, en tanto que Mariano Salas cerró con 15.

Colombia 3-0 Jamaica

Colombia abrió su participación en la Copa con una victoria en tres sets sobre Jamaica. Los parciales fueron 25-10, 25-20 y 25-12 en una hora y tres minutos de partido. El jugador de banda, Diego Valderrama anotó 12 puntos mientras que el capitán colombiano, Raúl Rivas, finalizó con 11. Por parte de Jamaica, Safon Manning cerró con 9 puntos. Colombia superó a los jamicanos en bloqueos 8-5.