



Pan Am Cup

Boys Youth U 19

March 18-26, 2017 • Monterrey, Nuevo León, Mexico

BULLETIN NO. 5

MARCH 23





AVISO / NOTICE

Reciban un cordial saludo en nombre del Comité de Control de la III Copa Copa Panamericana Sub 19 varonil, así como del Comité Organizador Local. Se les informa que por motivo de los Derechos de Television los horarios para los juegos del día 25 de Marzo de 2017, seran en el siguiente horario: / ***After a cordial sport greeting from the Control Committee of the III Pan American Volleyball Cup U19, as well as its Local Organizing Committee we must to inform you that due to the TV Rights the schedule for the matches to be developed on March 25 2017, will be at follows:***

Juego No. 16 a las 14:00 horas / ***Match No. 16 at 14:00 Hrs.***

Juego No. 17 a las 16:00 horas / ***Match No. 17 at 16:00 Hrs.***

Juego No. 18 a las 18:00 horas / ***Match No. 18 at 18:00 Hrs.***

Igualmente le informamos que los horarios de entrenamientos para el dia 25 de Marzo 2017 permaneceran como esta establecido en el Calendario de Entrenamiento Oficial circulado en el Boletin No.4. / ***Also be informed that the training schedule for March 25, 2017 will be as was stablished in official training schedule distributed at the Bulletin No.4.***

Sincerely / Atentamente
Control Committee / Comité de Control

Día / Day	Hora / Time	Competition Venue - Gimnasio Nuevo León	Training Court 1 - <u>Gimnasio Nuevo León</u>	Training Court 2 - <u>Gimnasio Nuevo León Unido</u>
24-Mar-17	08:00	Loser of M 11 (DOM)	3rd HR1 (16:00) (NCA)	Winner of M10 (16:00) (JAM)
	09:30	Loser of M12 (CRC)	1st HR2 (18:00) (CHI)	Winner of M12* (or M11) (20:00) (PUR)
	11:00		1st HR1 (20:00) (MEX)	Winner of M11* (or M12) (20:00) (COL)
	12:30			
	16:00	(NCA)3rd HR1 vs Winner of M10 (JAM)		
	18:00	(CHI) 1st HR2 vs Winner of M12* (or M11) (PUR)		
	20:00	(MEX) 1st HR1 vs Winner of M11* (or M12) (COL)		
	25-Mar-17	08:00		Loser of M11 (14:00) (DOM)
09:30			Loser of M14 (16:00)	Loser of M15 (16:00)
11:00			Winner of M14 (18:00)	Winner of M15 (18:00)
12:30				
14:00		(DOM) Loser of M11 vs Loser of M12 (CRC)		
16:00		Loser of M14 vs Loser of M15		
18:00		Winner of M14 of Winner of M15		



Pan Am Cup
Boys Youth U 19
March 18-26, 2017 • Monterrey, Nuevo León, Mexico



Calendario y Formato de Competencia / Competition Format and Match Schedule

GROUP-A

No.	Date	Time	Teams		SCORES	Set	1	2	3	4	5	POINTS	TIME	FORMS	
2	20-Mar	18:00	CHILE	vs	PERU	LIVE	3-0	25-14	25-13	25-18		75-45	1:13	P-2 P-3	
6	21-Mar	20:00	DOMINICAN REPUBLIC	vs	CHILE		2-3	21-25	28-26	14-25	25-22	10-15	98-113	2:05	P-2 P-3
7	22-Mar	16:00	PERU	vs	DOMINICAN REPUBLIC		0-3	21-25	21-25	17-25		59-75	1:20	P-2 P-3	

GROUP-B

No.	Date	Time	Teams		SCORE	Set	1	2	3	4	5	POINTS	TIME	STATS
1	20-Mar	16:00	JAMAICA	vs	PUERTO RICO	0-3	19-25	15-25	15-25			49-75	1:10	P-2 P-3
4	21-Mar	16:00	COLOMBIA	vs	JAMAICA	3-0	25-10	25-20	25-12			75-42	1:03	P-2 P-3
8	22-Mar	18:00	PUERTO RICO	vs	COLOMBIA	3-2	13-25	25-20	21-25	25-20	15-9	99-99	1:55	P-2 P-3

GROUP-C

No.	Date	Time	Teams		SCORE	Set	1	2	3	4	5	POINTS	TIME	STATS
3	20-Mar	20:00	MEXICO	vs	COSTA RICA	3-0	25-20	25-14	25-16			75-50	1:08	P-2 P-3
5	21-Mar	18:00	NICARAGUA	vs	COSTA RICA	2-3	25-22	26-28	25-18	17-25	10-15	103-108	2:02	P-2 P-3
9	22-Mar	20:00	MEXICO	vs	NICARAGUA	3-0	25-18	25-20	25-20			75-58	1:16	P-2 P-3

CLASSIFICATION 9

No.	Date	Time	Teams		SCORE	Set	1	2	3	4	5	POINTS	TIME	STATS
10	23-Mar	16:00	3rd HR2 (PER)	VS	3rd HR3 (JAM)	0-3	17-25	13-25	20-25			50-75	01:08	P-2 P-3

QUARTERFINALS

No.	Date	Time	Teams		SCORE	Set	1	2	3	4	5	POINTS	TIME	STATS
11	23-Mar	18:00	2nd HR1 (COL)	vs	2nd HR2 (DOM)	3-2	25-21	25-22	23-25	20-25	15-12	108-105	2:24	P-2 P-3
12	23-Mar	20:00	1st HR3 (PUR)	vs	2nd HR3 (CRC)	3-0	25-14	27-25	25-20			77-59	1:23	P-2 P-3

FINAL CLASSIFICATION 7/8

No.	Date	Time	Teams		SCORE	Set	1	2	3	4	5	POINTS	TIME	STATS
13	24-Mar	16:00	3rd HR1 (NCA)	vs	Winner of M10 (JAM)	0-0								P-2 P-3

SEMIFINALS

No.	Date	Time	Teams		SCORE	Set	1	2	3	4	5	POINTS	TIME	STATS
14	24-Mar	18:00	1st HR2 (CHI)	vs	Winner of M12* (or M11)(PUR)	0-0								P-2 P-3
15	24-Mar	20:00	1st HR1 (MEX)	vs	Winner of M11* (or M12)(COL)	0-0								P-2 P-3

FINAL CLASSIFICATION 5/6

No.	Date	Time	Teams		SCORE	Set	1	2	3	4	5	POINTS	TIME	STATS
16	25-Mar	14:00	Loser of M11 (DOM)	vs	Loser of M12 (CRC)	0-0								P-2 P-3

FINALS

No.	Date	Time	Teams		SCORE	Set	1	2	3	4	5	POINTS	TIME	STATS
17	25-Mar	16:00	Loser of M14	vs	Loser of M15	0-0								P-2 P-3
18	25-Mar	18:00	Winner of M14	vs	Winner of M15	0-0								P-2 P-3

*NOTE1: For the Classification, Quarterfinal and Semifinal Rounds, according to the FIVB General Competition Regulations, it must be avoided that teams from the same group play each other.

*NOTE2: According to the established competition format and the FIVB General Regulations, for the Classification, Quarterfinal and Semifinal Rounds, if three teams from the same group qualify, the match between highest ranked team and lowest ranked team of their Preliminary Round will be repeated.

*NOTE3: Highest Ranking (HR) followed by a number (1, 2 or 3) indicates the team's position among the teams from other pools with the same position (1st, 2nd or 3rd) in their group after the Group Preliminary Round based on the VIS point ratio result.

*NOTE4: Winner of M12 = Winner of Match #12, etc.



2017 U-19 Boy's Pan American Cup

P-4 Collated results & ranking

Results as of 23 March 2017



MATCHES RESULTS

Pool A

No	Date	Teams	Set	Result per set (points)					Total Points	Duration	Spectators
				1	2	3	4	5			
2	20-Mar-2017	CHI - PER	3-0	25-14	25-13	25-18			75-45	19:19	500
6	21-Mar-2017	DOM - CHI	2-3	21-25	28-26	14-25	25-22	10-15	98-113	21:14	100
7	22-Mar-2017	PER - DOM	0-3	21-25	21-25	17-25			59-75	19:26	200

Pool B

No	Date	Teams	Set	Result per set (points)					Total Points	Duration	Spectators
				1	2	3	4	5			
1	20-Mar-2017	JAM - PUR	0-3	19-25	15-25	15-25			49-75	19:16	250
4	21-Mar-2017	COL - JAM	3-0	25-10	25-20	25-12			75-42	19:09	150
8	22-Mar-2017	PUR - COL	3-2	13-25	25-20	21-25	25-20	15-9	99-99	20:07	300

Pool C

No	Date	Teams	Set	Result per set (points)					Total Points	Duration	Spectators
				1	2	3	4	5			
3	20-Mar-2017	MEX - CRC	3-0	25-20	25-14	25-16			75-50	19:15	600
5	21-Mar-2017	NCA - CRC	2-3	25-22	26-28	25-18	17-25	10-15	103-108	20:14	450
9	22-Mar-2017	MEX - NCA	3-0	25-18	25-20	25-14			75-52	19:56	700


Classification 9

No	Date	Teams	Set	Result per set (points)					Total Points	Duration	Spectators
				1	2	3	4	5			
10	23-Mar-2017	PER - JAM	0-3	17-25	13-25	20-25			50-75	19:14	100

Quarterfinals

No	Date	Teams	Set	Result per set (points)					Total Points	Duration	Spectators
				1	2	3	4	5			
11	23-Mar-2017	COL - DOM	3-2	25-21	25-22	23-25	20-25	15-12	108-105	20:36	400
12	23-Mar-2017	PUR - CRC	3-0	25-14	27-25	25-20			77-59	20:29	800





P-2 VOLLEYBALL • Match result

2017 U19 Boy's Pan American Cup
Classification 9



Match: 10 **Date:** 3/23/2017 **Spectators:** 100
City: Monterrey
Hall: Gimnasio Nuevo Leon
Match duration: **Start:** 16:00 **End:** 17:14 **Total:** 1:14

Teams	Sets	1	2	3	4	5	Total
PER	0	17	13	20			50
JAM	3	25	25	25			75
Set duration		0:22	0:21	0:25			1:08

Referees: Christian Carrillo (MEX) & Jaime Maldonado (PUR)

PER • Peru		1	2	3	4	5	Pts
1	LIRA JOSE (MB)	■	■	■			1
2	LINDER KONRAD (OP)	■	■	■			6
3	BARBIERI DANIEL (MB)	■	■	■			2
4	AGUILAR ORLANDO (S)	□		□			
5	SEMINARIO BRUNO (MB)						
6	JIMENEZ JEAN PIERRE (WS)	□	■				1
8	GUTIERREZ MARCELO (S)	■	■	■			3
9	AGUIRRE EDILMAR (WS)	■	■	■			9
10	BOCANEGRA RODRIGO (WS)	■	□	■			2
11	VALLADARES ZEOMAR (OP)						
13 L	NAKAMATSU JONATHAN (L)	L	L	L			
14	RIVEIRO KEVIN (WS)	□	□				

Coach: JIMENEZ EDWIN (PER)
Assistant: GUTIERREZ JULIO (PER)

JAM • Jamaica		1	2	3	4	5	Pts
1	James Javarie (MB)	■	■	■			6
2	Smith Daunte (WS)						
3	Thompson Ngozi (MB)						
4	Bennett Devounte (MB)	■	■	■			11
5	James Shavar (WS)	■	■	■			15
6 L	Clarke Clifton (L)	L	L	L			
7	Thomas Jovan (OP)						
8	Matthews Jermaine (WS)						
9	Daley Oneil (S)	■	■	■			1
10	Thomas Shamar (S)						
11	Jones Andrew (WS)	■	■	■			4
12	Manning Safon (WS)	■	■	■			4


Coach: DAVIS,STEVE (JAM)
Assistant: RAMDEEN, ADRIAN (JAM)

TEAMS AND PLAYERS PERFORMANCES

Won Pts	Total Atts	No Name	Scoring Skills	Won Pts	Total Atts	No Name
20	72	Total Team		32	71	Total Team
8	19	9 AGUIRRE EDILMAR (WS)	Spike	13	20	5 James Shavar (WS)
6	24	2 LINDER KONRAD (OP)		8	13	4 Bennett Devounte (MB)
2	7	3 BARBIERI DANIEL (MB)		4	11	12 Manning Safon (WS)
3	19	Total Team	Block	7	40	Total Team
2	4	8 GUTIERREZ MARCELO		3	15	4 Bennett Devounte (MB)
1	5	1 LIRA JOSE (MB)		2	11	1 James Javarie (MB)
1	52	Total Team	Serve	1	1	11 Jones Andrew (WS)
1	11	9 AGUIRRE EDILMAR (WS)		2	73	Total Team
				1	17	9 Daley Oneil (S)
26		Total Team	Opp. error	1	14	5 James Shavar (WS)
50	143	Total Team		34		Total Team
				Total	75	184
9	34	9 AGUIRRE EDILMAR (WS)	Best Scorer	15	40	5 James Shavar (WS)

■ Starting line-up Pts = Points scored [nn] = Captain
□ Substitute Atts = Attempts L = Libero
Opp = Opponent





P-2 VOLLEYBALL • Match result



2017 U19 Boy's Pan American Cup
Quarterfinals

Match: 11 **Date:** 3/23/2017 **Spectators:** 400
City: Monterrey
Hall: Gimnasio Nuevo Leon
Match duration: **Start:** 18:00 **End:** 20:36 **Total:** 2:36

Teams	Sets	1	2	3	4	5	Total
COL	3	25	25	23	20	15	108
DOM	2	21	22	25	25	12	105
Set duration		0:28	0:39	0:30	0:28	0:19	2:24

Referees: Erick Holley (CRC) & Norman Largaespada (NIC)

COL • Colombia		1	2	3	4	5	Pts
1	Murillo Cristhian (S)						
4	Murillo Oliver (WS)			■	■	■	11
5	Sanchez Jhonnier (MB)	■	■	■	■	■	9
6	Llanos Carlos (OP)	■	■	■	■	■	8
7	Colorado Henry (MB)	■	■	■	■	■	6
9	Torres Cristhian (MB)						
10	Valderrama Diego (WS)	■	■	■			4
11	Rivas Raul (WS)	■	■	■	■	■	15
14	Torres Jeyson (OP)			■	■	■	6
15	L Rincon Luis (L)	L	L	L	L	L	
17	Caicedo Jharold (WS)			■	■	■	
19	Mesa Jorge (S)	■	■	■	■	■	5

DOM • Dominican Republic		1	2	3	4	5	Pts
1	Gonzalez Perez Adalberto (S)	■	■	■	■	■	
2	Collado Ferrer Oliver Antonio (WS)	■	■	■	■	■	8
4	Valdez Peña Bayron (WS)	■	■	■	■	■	41
5	Segura Alcantara Frantony (WS)	■	■	■	■	■	18
7	Cruz Rodriguez Kevin Jesus (S)	■	■	■	■	■	3
8	Rodriguez Cruz Jose Anthony (WS)	■	■	■	■	■	
12	Peralta Angeles Dawry (OP)						
13	Mendez Jose Dawilin Ramill (MB)	■	■	■	■	■	5
14	Perez Bello Jairo Junior (MB)	■	■	■	■	■	6
15	L Gervacio Burgos Francisco Antonio (L)	L	L	L	L	L	
18	Reinoso Soto Luis David (MB)						

Coach: OSORIO CARLOS
Assistant: HERRERA DIEGO


Coach: Loren Ricardo Rodrig (DOM)
Assistant: Vicente Andrés Pania (DOM)

TEAMS AND PLAYERS PERFORMANCES

Won Pts	Total Atts	No Name	Scoring Skills	Won Pts	Total Atts	No Name
44	130	Total Team		69	154	Total Team
14	45	11 Rivas Raul (WS)	Spike	37	71	4 Valdez Peña Bayron (WS)
10	17	4 Murillo Oliver (WS)		16	47	5 Segura Alcantara Frantony
8	22	6 Llanos Carlos (OP)		8	16	2 Collado Ferrer Oliver
18	83	Total Team	Block	10	69	Total Team
5	17	5 Sanchez Jhonnier (MB)		3	8	4 Valdez Peña Bayron (WS)
4	20	7 Colorado Henry (MB)		3	10	13 Mendez Jose Dawilin Ramill
3	8	14 Torres Jeyson (OP)	2	6	7 Cruz Rodriguez Kevin Jesus	
2	108	Total Team	Serve	2	105	Total Team
1	21	19 Mesa Jorge (S)		1	15	4 Valdez Peña Bayron (WS)
1	11	10 Valderrama Diego (WS)		1	23	5 Segura Alcantara Frantony
44		Total Team	Opp. error	24		Total Team
108	321	Total Team		Total	105	328
15	78	11 Rivas Raul (WS)	Best Scorer	41	94	4 Valdez Peña Bayron (WS)

■ Starting line-up Pts = Points scored [nn] = Captain
 □ Substitute Atts = Attempts L = Libero
 Opp = Opponent





P-2 VOLLEYBALL • Match result



2017 U19 Boy's Pan American Cup
Quarterfinals

Match: 12 **Date:** 3/23/2017 **Spectators:** 800
City: Monterrey
Hall: Gimnasio Nuevo Leon
Match duration: **Start:** 21:00 **End:** 22:29 **Total:** 1:29

Teams	Sets	1	2	3	4	5	Total
PUR	3	25	27	25			77
CRC	0	14	25	20			59
Set duration		0:24	0:30	0:29			1:23

Referees: Roberto Luna (MEX) & James Castillo (PER)

PUR • Puerto Rico		1	2	3	4	5	Pts
1	Garcia Gabriel (OP)	■	■	■			16
2	Molina Pedro (WS)	■	■	■			20
3	Hernandez Negrón Christian (S)	■	■	■			2
4	Alvarado Rodríguez Sebastian (S)	□	□	□			
5	Negrón Sebastian (WS)	■	■	■			9
6 L	Hernandez Wilmer (L)	L	L	L			
7	Mercado Rivera Carlos (MB)				■		2
8	Elias Rodríguez Antonio (MB)	■	■	■			6
9	Pantoja Gutiérrez Gabriel (WS)	□	□	□			
10	Rosich Oliver Diego (WS)	□					2
11	Marín Luna Juan (MB)	■	■				3
12	Mercado Tirado Carlos Adrián (WS)				□		1

CRC • Costa Rica		1	2	3	4	5	Pts
2 L	Gomez Lopez Saul (L)		L	L	L		
3	Caravaca Morales Randall (MB)		■				2
5	Dyner Villa Daniel (S)	□	□	□			
6	Dowshel Jekeal Mc Donald Smith (WS)		□	□			1
7	Salas Nuñez Mariano (OP)	■	■	■			8
8	Anfer David Jiménez Sanchez (WS)	■	■	■			3
9	Monge Chacon David (S)				□		
10	Gómez Acuña Pablo Andres (OP)	□	□	□			1
11	Arrieta Arce Juan Diego (MB)		■	■			5
12	Murillo Arguedas Luis Adolfo (S)	■	■	■			2
13	Ortiz Benavides Jose Andres (WS)	■	■	■			9
14	Gonzalez Zufiiga Francisco Daniel (MB)	■	■	■			

Coach: Juan Albarran (PUR)
Assistant: Carlos Rodriguez (PUR)


Coach: Juan Acuña Gamboa (CRC)
Assistant: Juan Leonardo Alvares (CRC)

TEAMS AND PLAYERS PERFORMANCES

Won Pts	Total Atts	No Name	Scoring Skills	Won Pts	Total Atts	No Name
45	80	Total Team		22	65	Total Team
15	22	2 Molina Pedro (WS)	Spike	7	19	7 Salas Nuñez Mariano (OP)
12	23	1 Garcia Gabriel (OP)		7	16	13 Ortiz Benavides Jose
6	15	5 Negrón Sebastian (WS)		3	16	8 Anfer David Jiménez
9	33	Total Team	Block	6	45	Total Team
3	9	1 Garcia Gabriel (OP)		3	8	11 Arrieta Arce Juan Diego
2	4	5 Negrón Sebastian (WS)		1	8	7 Salas Nuñez Mariano (OP)
2	6	2 Molina Pedro (WS)	1	5	13 Ortiz Benavides Jose	
7	74	Total Team	Serve	3	60	Total Team
3	16	2 Molina Pedro (WS)		1	3	3 Caravaca Morales Randall
1	11	5 Negrón Sebastian (WS)		1	10	13 Ortiz Benavides Jose
1	9	8 Elias Rodríguez Antonio	1	14	12 Murillo Arguedas Luis	
16		Total Team	Opp. error	28		Total Team
77	187	Total Team		Total	59	170
20	44	2 Molina Pedro (WS)	Best Scorer	9	31	13 Ortiz Benavides Jose

■ Starting line-up Pts = Points scored [nn] = Captain
□ Substitute Atts = Attempts L = Libero
Opp = Opponent





P-5 VOLLEYBALL • Players ranking by skills


2017 U19 Boy's Pan American Cup



Best Scorers

Rk	No	Name	Team	Spike	Block	Serve	Total
1	4	Valdez Peña Bayron (WS)	DOM	74	10	3	87
2	1	Garcia Gabriel (OP)	PUR	63	5	5	73
3	2	Molina Pedro (WS)	PUR	36	6	10	52
4	5	Segura Alcantara Frantony (WS)	DOM	45	1	1	47
5	13	Zeledón Jonny (WS)	NCA	42	0	1	43
6	11	Rivas Raul (WS)	COL	34	1	1	36
7	2	LINDER KONRAD (OP)	PER	27	4	2	33
8	9	Hernández Byron (WS)	NCA	30	0	2	32
9	3	Mülchi Esteban (WS)	CHI	28	2	0	30
9	2	Ibarra Vicente (WS)	CHI	25	2	3	30
9	10	Mardones Vicente (OP)	CHI	22	4	4	30
9	13	Ortiz Benavides Jose Andres (WS)	CRC	26	2	2	30
9	6	Llanos Carlos (OP)	COL	25	4	1	30
14	7	Salas Nuñez Mariano (OP)	CRC	25	2	2	29
15	10	Valderrama Diego (WS)	COL	20	2	6	28
16	2	Stephens Zamora Raymond Gerald (WS)	MEX	15	2	9	26
17	4	Sarabia Delgado Miguel (WS)	MEX	14	1	8	23
18	5	Negron Sebastian (WS)	PUR	13	4	5	22
18	5	Sanchez Jhonnier (MB)	COL	10	12	0	22
20	14	Perez Bello Jairo Junior (MB)	DOM	15	4	2	21
21	5	James Shavar (WS)	JAM	18	1	1	20
21	11	Jones Andrew (WS)	JAM	17	2	1	20
21	10	Gómez Acuña Pablo Andres (OP)	CRC	20	0	0	20
21	2	Collado Ferrer Oliver Antonio (WS)	DOM	20	0	0	20
25	9	AGUIRRE EDILMAR (WS)	PER	16	1	2	19
26	9	Tellez Rodriguez Axel Manuel (MB)	MEX	11	5	2	18
26	1	James Javarie (MB)	JAM	13	5	0	18
28	4	Bennett Devounte (MB)	JAM	11	4	2	17
29	7	Colorado Henry (MB)	COL	8	6	2	16
30	7	González Castañeda Diego (OP)	MEX	11	2	2	15
30	13	Mendez Jose Dawilin Ramill (MB)	DOM	5	9	1	15
32	12	Manning Safon (WS)	JAM	12	0	1	13
32	4	Murillo Oliver (WS)	COL	12	1	0	13
34	9	Rusch Alex (MB)	CHI	3	9	0	12
35	16	Zenteno Julian (MB)	CHI	6	4	1	11
35	8	Elias Rodriguez Antonio (MB)	PUR	8	2	1	11
37	6	Hernandez Baca Luis David (MB)	MEX	7	1	2	10
37	10	BOCANEGRA RODRIGO (WS)	PER	9	0	1	10
37	3	Caravaca Morales Randall (MB)	CRC	4	5	1	10
37	7	Cruz Rodriguez Kevin Jesus (S)	DOM	4	5	1	10
37	19	Mesa Jorge (S)	COL	2	4	4	10
42	8	GUTIERREZ MARCELO (S)	PER	5	3	1	9
43	4	Cuadra Sandoval Diego (OP)	NCA	5	1	2	8
44	8	Anfer David Jiménez Sanchez (WS)	CRC	6	1	0	7
44	12	Mercado Tirado Carlos Adrian (WS)	PUR	5	1	1	7
44	3	Hernandez Negron Christian (S)	PUR	3	4	0	7
44	14	Torres Jeyson (OP)	COL	4	3	0	7
48	5	Cabrera Bustamante Jonathan (S)	MEX	2	2	2	6
48	7	Reyes Larios Enmanuel (MB)	NCA	2	3	1	6
48	3	BARBIERI DANIEL (MB)	PER	6	0	0	6
Total tournament				880	164	115	1,159





P-5 VOLLEYBALL • Players ranking by skills

2017 U19 Boy's Pan American Cup



Best Spikers

Limit: 15.00%

Rk	No	Name	Team	Spikes	Faults	Shots	Total Attempts	Succ. %
1	1	Garcia Gabriel (OP)	PUR	63	12	32	107	58.88
2	5	James Shavar (WS)	JAM	18	3	10	31	58.06
3	4	Valdez Peña Bayron (WS)	DOM	74	23	56	153	48.37
4	7	González Castañeda Diego (OP)	MEX	11	1	11	23	47.83
5	10	Gómez Acuña Pablo Andres (OP)	CRC	20	2	20	42	47.62
6	2	Stephens Zamora Raymond Gerald (WS)	MEX	15	3	15	33	45.45
7	3	Mülchi Esteban (WS)	CHI	28	7	29	64	43.75
8	2	Molina Pedro (WS)	PUR	36	17	30	83	43.37
9	5	Segura Alcantara Frantony (WS)	DOM	45	19	45	109	41.28
10	13	Zeledón Jonny (WS)	NCA	42	16	45	103	40.78
Total Tournament				880	341	978	2,199	40.02



Best Blockers


Rk	No	Name	Team	Kill Blocks	Faults	Rebounds	Total Attempts	Avg. by set
1	9	Rusch Alex (MB)	CHI	9	7	17	33	1.13
2	5	Sanchez Jhonnier (MB)	COL	12	18	11	41	0.92
3	9	Tellez Rodriguez Axel Manuel (MB)	MEX	5	4	7	16	0.83
4	4	Valdez Peña Bayron (WS)	DOM	10	11	14	35	0.77
5	13	Mendez Jose Dawilin Ramill (MB)	DOM	9	11	19	39	0.69
6	1	James Javarie (MB)	JAM	5	10	11	26	0.56
7	2	Molina Pedro (WS)	PUR	6	8	7	21	0.55
8	16	Zenteno Julian (MB)	CHI	4	5	7	16	0.50
9	10	Mardones Vicente (OP)	CHI	4	4	4	12	0.50
10	7	Colorado Henry (MB)	COL	6	10	18	34	0.46
Total Tournament				164	386	556	1,106	3.73



Best Servers


Rk	No	Name	Team	Aces	Faults	Serve Hits	Total Attempts	Avg. by set
1	2	Stephens Zamora Raymond Gerald (WS)	MEX	9	9	11	29	1.50
2	4	Sarabia Delgado Miguel (WS)	MEX	8	4	18	30	1.33
3	2	Molina Pedro (WS)	PUR	10	10	28	48	0.91
4	10	Mardones Vicente (OP)	CHI	4	6	14	24	0.50
5	10	Valderrama Diego (WS)	COL	6	5	23	34	0.46
6	5	Negron Sebastian (WS)	PUR	5	7	24	36	0.45
7	1	Garcia Gabriel (OP)	PUR	5	9	22	36	0.45
8	2	Ibarra Vicente (WS)	CHI	3	1	21	25	0.38
9	12	Murillo Arguedas Luis Adolfo (S)	CRC	4	2	48	54	0.36
10	5	Cabrera Bustamante Jonathan (S)	MEX	2	4	17	23	0.33
Total Tournament				115	247	1,474	1,836	2.61





P-5 VOLLEYBALL • Players ranking by skills

2017 U19 Boy's Pan American Cup



Best Diggers

Rk	No	Name	Team	Digs	Faults	Receptions	Total Attempts	Avg. by set
1	13	Lavin Lucas (L)	CHI	56	10	8	74	7.00
2	13	NAKAMATSU JONATHAN (L)	PER	53	18	6	77	5.89
3	11	Gardea Aguilar Gabriel (L)	MEX	33	5	2	40	5.50
4	13	Zeledón Jonny (WS)	NCA	40	11	7	58	5.00
5	6	Hernandez Wilmer (L)	PUR	54	10	1	65	4.91
6	2	Gomez Lopez Saul (L)	CRC	52	28	7	87	4.73
7	15	Gervacio Burgos Francisco Antonio (L)	DOM	58	17	14	89	4.46
8	21	Sandoval Vivas Dowglas (L)	NCA	35	16	4	55	4.38
9	15	Rincon Luis (L)	COL	55	17	2	74	4.23
10	6	Clarke Clifton (L)	JAM	33	9	6	48	3.67
Total Tournament				1,369	646	242	2,257	31.11



Best Setters

Rk	No	Name	Team	Running Sets	Faults	Still Sets	Total Attempts	Avg. by set
1	3	Hernandez Negron Christian (S)	PUR	63	2	165	230	5.73
2	5	Cabrera Bustamante Jonathan (S)	MEX	34	3	56	93	5.67
3	19	Mesa Jorge (S)	COL	66	8	169	243	5.08
4	5	Leon Joaquin (S)	CHI	40	3	136	179	5.00
5	7	Cruz Rodriguez Kevin Jesus (S)	DOM	50	10	190	250	3.85
6	9	Daley Oneil (S)	JAM	31	7	125	163	3.44
7	12	Murillo Arguedas Luis Adolfo (S)	CRC	34	5	148	187	3.09
8	8	Cerda Ronny (S)	NCA	18	3	156	177	2.25
9	8	GUTIERREZ MARCELO (S)	PER	20	8	158	186	2.22
10	1	Flores Espinoza Jesus Carlos (S)	MEX	11	2	10	23	1.83
Total Tournament				402	75	1,443	1,920	9.14




Best Receivers

Limit: 20.00%


Rk	No	Name	Team	Excellents	Faults	Serve Receptions	Total Attempts	Eff. %
1	13	Lavin Lucas (L)	CHI	34	1	12	47	70.21
2	2	Stephens Zamora Raymond Gerald (WS)	MEX	16	-	9	25	64.00
3	4	Sarabia Delgado Miguel (WS)	MEX	13	-	9	22	59.09
4	2	Molina Pedro (WS)	PUR	34	2	31	67	47.76
5	6	Hernandez Wilmer (L)	PUR	27	4	24	55	41.82
6	13	NAKAMATSU JONATHAN (L)	PER	28	2	34	64	40.63
7	13	Zeledón Jonny (WS)	NCA	24	3	32	59	35.59
8	2	Ibarra Vicente (WS)	CHI	12	1	21	34	32.35
9	15	Rincon Luis (L)	COL	33	8	44	85	29.41
10	3	Mülchi Esteban (WS)	CHI	14	2	27	43	27.91
Total Tournament				512	122	946	1,580	24.68





P-5 VOLLEYBALL • Players ranking by skills


2017 U19 Boy's Pan American Cup



Best Liberos

Rk	No	Name	Team	Excellents	Faults	In play	Total attempts	Avg. by set
1	13	Lavin Lucas (L)	CHI	90	11	20	121	11.25
2	13	NAKAMATSU JONATHAN (L)	PER	81	20	40	141	9.00
3	6	Hernandez Wilmer (L)	PUR	81	14	25	120	7.36
4	11	Gardea Aguilar Gabriel (L)	MEX	43	8	18	69	7.17
5	15	Rincon Luis (L)	COL	88	25	46	159	6.77
6	2	Gomez Lopez Saul (L)	CRC	74	39	75	188	6.73
7	15	Gervacio Burgos Francisco Antonio (L)	DOM	82	22	71	175	6.31
8	21	Sandoval Vivas Dowglas (L)	NCA	43	22	22	87	5.38
9	6	Clarke Clifton (L)	JAM	47	14	35	96	5.22





P-6 VOLLEYBALL • Teams ranking by skills

2017 U19 Boy's Pan American Cup



Best Spikers

Limit: 15.00%

Rk	Team	Spikes	Faults	Shots	Total Attempts	Succ. %
1	PUR Puerto Rico	135	41	101	277	48.74
2	MEX Mexico	67	17	59	143	46.85
3	DOM Dominican Republic	164	61	152	377	43.50
4	CHI Chile	87	27	100	214	40.65
5	COL Colombia	115	36	140	291	39.52
6	JAM Jamaica	78	37	83	198	39.39
7	CRC Costa Rica	88	32	115	235	37.45
8	NCA Nicaragua	80	41	102	223	35.87
9	PER Peru	66	49	126	241	27.39
Total Tournament		880	341	978	2,199	40.02



Best Blockers



Rk	Team	Kill Blocks	Faults	Rebounds	Total Attempts	Avg. by set
1	CHI Chile	22	32	49	103	2.75
2	COL Colombia	33	65	79	177	2.54
3	MEX Mexico	14	19	20	53	2.33
4	DOM Dominican Republic	29	61	103	193	2.23
5	PUR Puerto Rico	24	52	47	123	2.18
6	JAM Jamaica	13	48	53	114	1.44
7	CRC Costa Rica	14	49	80	143	1.27
8	PER Peru	9	30	55	94	1.00
9	NCA Nicaragua	6	30	70	106	0.75
Total Tournament		164	386	556	1,106	3.73



Best Servers

Rk	Team	Aces	Faults	Serve Hits	Total Attempts	Avg. by set
1	MEX Mexico	27	36	83	146	4.50
2	PUR Puerto Rico	26	38	183	247	2.36
3	CHI Chile	9	22	153	184	1.13
4	COL Colombia	14	23	243	280	1.08
5	NCA Nicaragua	7	27	123	157	0.88
6	CRC Costa Rica	9	23	187	219	0.82
7	JAM Jamaica	7	23	137	167	0.78
8	DOM Dominican Republic	10	33	234	277	0.77
9	PER Peru	6	22	131	159	0.67
Total Tournament		115	247	1,474	1,836	2.61





Best Diggers

Rk	Team	Digs	Faults	Receptions	Total Attempts	Avg. by set
1	NCA Nicaragua	151	58	32	241	18.88
2	COL Colombia	225	99	22	346	17.31
3	CHI Chile	134	53	42	229	16.75
4	PER Peru	149	96	17	262	16.56
5	DOM Dominican Republic	214	87	48	349	16.46
6	PUR Puerto Rico	155	60	10	225	14.09
7	CRC Costa Rica	149	109	36	294	13.55
8	MEX Mexico	80	21	5	106	13.33
9	JAM Jamaica	112	63	30	205	12.44
Total Tournament		1,369	646	242	2,257	31.11



Best Setters

Rk	Team	Running Sets	Faults	Still Sets	Total Attempts	Avg. by set
1	MEX Mexico	45	5	71	121	7.50
2	PUR Puerto Rico	68	2	174	244	6.18
3	DOM Dominican Republic	72	17	236	325	5.54
4	COL Colombia	67	8	177	252	5.15
5	CHI Chile	41	3	141	185	5.13
6	JAM Jamaica	32	9	132	173	3.56
7	CRC Costa Rica	36	14	179	229	3.27
8	PER Peru	23	13	170	206	2.56
9	NCA Nicaragua	18	4	163	185	2.25
Total Tournament		402	75	1,443	1,920	9.14



Best Receivers

Limit: 20.00%

Rk	Team	Excellents	Faults	Serve Receptions	Total Attempts	Eff. %
1	CHI Chile	60	4	61	125	44.80
2	MEX Mexico	42	4	41	87	43.68
3	PUR Puerto Rico	84	12	94	190	37.89
4	PER Peru	67	13	112	192	28.13
5	COL Colombia	64	14	135	213	23.47
6	NCA Nicaragua	48	19	85	152	19.08
7	DOM Dominican Republic	60	14	178	252	18.25
8	JAM Jamaica	39	18	114	171	12.28
9	CRC Costa Rica	48	24	126	198	12.12
Total Tournament		512	122	946	1,580	24.68



Puerto Rico and Colombia qualify to semis at U19 Boys' Pan American Cup

MONTERREY, Mexico, March 23, 2017 – Colombia defeated Dominican Republic and Puerto Rico beat Costa Rica and both teams advanced to the Semifinals of U19 Boys' Pan American Cup celebrated at the "Nuevo Leon Gymnasium". In the last match of Day 4, Puerto Rico won against Costa Rica in three sets by scores of 25-14, 27-25 and 25-20 in one hour and 23 minutes of game time. Pedro Molina scored 20 points for Puerto Rico, while Gabriel Garcia registered 16. For Costa Rica, captain Jose Andres Ortiz tallied 9. Puerto Rico overcame its Central American rivals 7-3 in aces and 9-6 in blocks.

Colombia 3-2 Dominican Republic

Colombia advanced to the semifinals after defeating Dominican Republic in five sets by scores of 25-21, 25-22, 23-25, 20-25 and 15-12 in 2 hours and 24 minutes of game time. Colombian captain Raul Rivas scored 15 points and Oliver Murillo 11. Bayron Valdez Pena scored 41 points and Frantony Segura registered 18 for Dominican Republic, that recovered after a 2-0 deficit to force a tie-breaker, however Colombian adjustments in the fifth gave the South Americans the chance to advance to next round and contend for a World Championship ticket.

Jamaica 3-0 Peru

The team of Jamaica got its first victory after beating Peru in straight sets in the classification round for 7th to 9th places. Jamaica won by scores of 25-17, 25-13 and 25-20 in one hour and eight minutes of game time. Shaver James scored 15 points, while Devounte Bennett registered 11. For Peru, Edilmar Aguirre scored 9 points. Jamaica dominated in blocks 7-3 and capitalized 34 points by error of their South American opponents.

Puerto Rico y Colombia califican a las semifinales en Copa Pan Am U19

MONTERREY, México, Marzo 23, 2017 – Colombia derrotó a República Dominicana y Puerto Rico venció a Costa Rica y ambos equipos avanzaron a las Semifinales de la Copa Panamericana Varonil Sub 19 que se celebra en el Gimnasio "Nuevo León". En el último duelo de la jornada, Puerto Rico venció a Costa Rica en tres sets por parciales de 25-14, 27-25 y 25-20 en una hora y 23 minutos de tiempo de juego. Pedro Molina anotó 20 puntos para Puerto Rico mientras que Gabriel García registró 16. Por Costa Rica, el capitán José Andrés Ortiz anotó 9. Puerto Rico superó a sus rivales centroamericanos 7-3 en saques as y 9-6 en bloqueos.

Colombia 3-2 República Dominicana

Colombia avanzó a las semifinales, luego de derrotar a República Dominicana en cinco sets por parciales de 25-22, 23-25, 20-25 y 15-12 en 2 horas y 24 minutos de tiempo de juego. El capitán colombiano Raúl Rivas anotó 15 unidades y Oliver Murillo 11. Bayron Valdez Peña anotó 41 puntos, mientras que Frantony Segura registró 18 para el cuadro dominicano, que se recuperó de una desventaja de 0-2 y forzó el juego a tie-breaker, en el que Colombia se levantó de nuevo para asegurar el pase a las semifinales y la posibilidad de contender por un boleto al mundial de la categoría.

Jamaica 3-0 Perú

El equipo de Jamaica obtuvo su primera tras derrotar en sets seguidos a Perú en la fase clasificatoria por los lugares 7 al 9. Jamaica ganó por parciales de 25-17, 25-13 y 25-20 en una hora y ocho minutos de juego. Shaver James anotó 15 puntos, mientras que Devounte Bennett registró 11. Por Perú, Edilmar Aguirre anotó 9. Jamaica dominó en bloqueos 7-3 and capitalizó 34 unidades por error de sus rivales sudamericanos.