



Pan Am Cup

Boys Youth U 19

March 18-26, 2017 • Monterrey, Nuevo León, Mexico

BULLETIN NO.7

MARCH 25





2017 U-19 Boy's Pan American Cup

P-4 Collated results & ranking
Results as of 25 March 2017



FINAL RANKING

- 1  **México**
- 2  **Chile**
- 3  **Puerto Rico**
- 4  **Colombia**
- 5  **Dominican Republic**
- 6  **Costa Rica**
- 7  **Nicaragua**
- 8  **Jamaica**
- 9  **Peru**




INDIVIDUAL AWARDS



JAMES SHAVAR
BEST SPIKER 1



VALDEZ BAYRON
BEST SPIKER 2




TELLEZ AXEL
BEST BLOCKER 1



RUSCH ALEX
BEST BLOCKER 2



STEPHENS RAYMOND
BEST RECEIVER



STEPHENS RAYMOND
BEST SERVER



LAVIN LUCAS
BEST DIGGER



CABRERA JONATHAN
BEST SETTER




LAVIN LUCAS
BEST LIBERO



G ARCI A GABRIEL
BEST SCORER



GARCIA GABRIEL
BEST OPPOSITE



STEPHENS RAYMON
MVP



Pan Am Cup
Boys Youth U 19
March 18-26, 2017 • Monterrey, Nuevo León, Mexico



Calendario y Formato de Competencia / Competition Format and Match Schedule

GROUP-A

No.	Date	Time	Teams		SCORES	Set	1	2	3	4	5	POINTS	TIME	FORMS	
2	20-Mar	18:00	CHILE	vs	PERU	LIVE	3-0	25-14	25-13	25-18		75-45	1:13	P-2 P-3	
6	21-Mar	20:00	DOMINICAN REPUBLIC	vs	CHILE		2-3	21-25	28-26	14-25	25-22	10-15	98-113	2:05	P-2 P-3
7	22-Mar	16:00	PERU	vs	DOMINICAN REPUBLIC		0-3	21-25	21-25	17-25		59-75	1:20	P-2 P-3	

GROUP-B

No.	Date	Time	Teams		SCORE	Set	1	2	3	4	5	POINTS	TIME	STATS
1	20-Mar	16:00	JAMAICA	vs	PUERTO RICO	0-3	19-25	15-25	15-25			49-75	1:10	P-2 P-3
4	21-Mar	16:00	COLOMBIA	vs	JAMAICA	3-0	25-10	25-20	25-12			75-42	1:03	P-2 P-3
8	22-Mar	18:00	PUERTO RICO	vs	COLOMBIA	3-2	13-25	25-20	21-25	25-20	15-9	99-99	1:55	P-2 P-3

GROUP-C

No.	Date	Time	Teams		SCORE	Set	1	2	3	4	5	POINTS	TIME	STATS
3	20-Mar	20:00	MEXICO	vs	COSTA RICA	3-0	25-20	25-14	25-16			75-50	1:08	P-2 P-3
5	21-Mar	18:00	NICARAGUA	vs	COSTA RICA	2-3	25-22	26-28	25-18	17-25	10-15	103-108	2:02	P-2 P-3
9	22-Mar	20:00	MEXICO	vs	NICARAGUA	3-0	25-18	25-20	25-20			75-58	1:16	P-2 P-3

CLASSIFICATION 9

No.	Date	Time	Teams		SCORE	Set	1	2	3	4	5	POINTS	TIME	STATS
10	23-Mar	16:00	3rd HR2 (PER)	VS	3rd HR3 (JAM)	0-3	17-25	13-25	20-25			50-75	01:08	P-2 P-3

QUARTERFINALS

No.	Date	Time	Teams		SCORE	Set	1	2	3	4	5	POINTS	TIME	STATS
11	23-Mar	18:00	2nd HR1 (COL)	vs	2nd HR2 (DOM)	3-2	25-21	25-22	23-25	20-25	15-12	108-105	2:24	P-2 P-3
12	23-Mar	20:00	1st HR3 (PUR)	vs	2nd HR3 (CRC)	3-0	25-14	27-25	25-20			77-59	1:23	P-2 P-3

FINAL CLASSIFICATION 7/8

No.	Date	Time	Teams		SCORE	Set	1	2	3	4	5	POINTS	TIME	STATS
13	24-Mar	16:00	3rd HR1 (NCA)	vs	Winner of M10 (JAM)	3-2	18-25	25-20	16-25	25-21	16-14	100-105	1:48	P-2 P-3

SEMIFINALS

No.	Date	Time	Teams		SCORE	Set	1	2	3	4	5	POINTS	TIME	STATS
14	24-Mar	18:00	1st HR2 (CHI)	vs	Winner of M12* (or M11)(PUR)	3-0	25-17	25-21	25-21			75-59	1:15	P-2 P-3
15	24-Mar	20:00	1st HR1 (MEX)	vs	Winner of M11* (or M12)(COL)	3-1	25-20	25-22	29-31	25-19		104-92	1:45	P-2 P-3

FINAL CLASSIFICATION 5/6

No.	Date	Time	Teams		SCORE	Set	1	2	3	4	5	POINTS	TIME	STATS
16	25-Mar	14:00	Loser of M11 (DOM)	vs	Loser of M12 (CRC)	3-0	25-21	25-22	25-18			75-61	1:16	P-2 P-3

FINALS

No.	Date	Time	Teams		SCORE	Set	1	2	3	4	5	POINTS	TIME	STATS
17	25-Mar	16:00	Loser of M14 (PUR)	vs	Loser of M15 (COL)	3-1	16-25	25-18	25-23	27-25		93-91	1:48	P-2 P-3
18	25-Mar	18:00	Winner of M14 (CHI)	vs	Winner of M15 (MEX)	0-3	20-25	9-25	20-25			49-75	1:08	P-2 P-3

*NOTE1: For the Classification, Quarterfinal and Semifinal Rounds, according to the FIVB General Competition Regulations, it must be avoided that teams from the same group play each other.

*NOTE2: According to the established competition format and the FIVB General Regulations, for the Classification, Quarterfinal and Semifinal Rounds, if three teams from the same group qualify, the match between highest ranked team and lowest ranked team of their Preliminary Round will be repeated.

*NOTE3: Highest Ranking (HR) followed by a number (1, 2 or 3) indicates the team's position among the teams from other pools with the same position (1st, 2nd or 3rd) in their group after the Group Preliminary Round based on the VIS point ratio result.

*NOTE4: Winner of M12 = Winner of Match #12, etc.



2017 U-19 Boy's Pan American Cup

P-4 Collated results & ranking

Results as of 25 March 2017



MATCHES RESULTS

Pool A

No	Date	Teams	Set	Result per set (points)					Total Points	Duration	Spectators
				1	2	3	4	5			
2	20-Mar-2017	CHI - PER	3-0	25-14	25-13	25-18			75-45	19:19	500
6	21-Mar-2017	DOM - CHI	2-3	21-25	28-26	14-25	25-22	10-15	98-113	21:14	100
7	22-Mar-2017	PER - DOM	0-3	21-25	21-25	17-25			59-75	19:26	200

Pool B

No	Date	Teams	Set	Result per set (points)					Total Points	Duration	Spectators
				1	2	3	4	5			
1	20-Mar-2017	JAM - PUR	0-3	19-25	15-25	15-25			49-75	19:16	250
4	21-Mar-2017	COL - JAM	3-0	25-10	25-20	25-12			75-42	19:09	150
8	22-Mar-2017	PUR - COL	3-2	13-25	25-20	21-25	25-20	15-9	99-99	20:07	300

Pool C

No	Date	Teams	Set	Result per set (points)					Total Points	Duration	Spectators
				1	2	3	4	5			
3	20-Mar-2017	MEX - CRC	3-0	25-20	25-14	25-16			75-50	19:15	600
5	21-Mar-2017	NCA - CRC	2-3	25-22	26-28	25-18	17-25	10-15	103-108	20:14	450
9	22-Mar-2017	MEX - NCA	3-0	25-18	25-20	25-14			75-52	19:56	700

Classification 9

No	Date	Teams	Set	Result per set (points)					Total Points	Duration	Spectators
				1	2	3	4	5			
10	23-Mar-2017	PER - JAM	0-3	17-25	13-25	20-25			50-75	19:14	100

Quarterfinals

No	Date	Teams	Set	Result per set (points)					Total Points	Duration	Spectators
				1	2	3	4	5			
11	23-Mar-2017	COL - DOM	3-2	25-21	25-22	23-25	20-25	15-12	108-105	20:36	400
12	23-Mar-2017	PUR - CRC	3-0	25-14	27-25	25-20			77-59	20:29	800

Classification 7-8

No	Date	Teams	Set	Result per set (points)					Total Points	Duration	Spectators
				1	2	3	4	5			
13	24-Mar-2017	NCA - JAM	3-2	18-25	25-20	16-25	25-21	16-14	100-105	20:00	100

Semifinals

No	Date	Teams	Set	Result per set (points)					Total Points	Duration	Spectators
				1	2	3	4	5			
14	24-Mar-2017	CHI - PUR	3-0	25-17	25-21	25-21			75-59	19:51	350
15	24-Mar-2017	MEX - COL	3-1	25-20	25-22	29-31	25-19		104-92	20:16	800

Classification 5-6

No	Date	Teams	Set	Result per set (points)					Total Points	Duration	Spectators
				1	2	3	4	5			
16	25-Mar-2017	DOM - CRC	3-0	25-21	25-22	25-18			75-61	19:22	150

Final 3/4

No	Date	Teams	Set	Result per set (points)					Total Points	Duration	Spectators
				1	2	3	4	5			
17	25-Mar-2017	PUR - COL	3-1	16-25	25-18	25-23	27-25		93-91	17:57	400





2017 U-19 Boy's Pan American Cup

P-4 Collated results & ranking

Results as of 25 March 2017



Final 1/2

No	Date	Teams	Set	Result per set (points)					Total Points	Duration	Spectators
				1	2	3	4	5			
18	25-Mar-2017	CHI - MEX	0-3	20-25	9-25	20-25			49-75	17:42	1000

TEAM RANKING

Pool A

Rk	Code	Team	Matches			Pts	Results details						Sets			Points		
			W	L	T		3-0	3-1	3-2	2-3	1-3	0-3	W	L	Ratio	W	L	Ratio
1	CHI	Chile	2	0	2	8	1	0	1	0	0	0	6	2	3.000	188	143	1.314
2	DOM	Dominican Republic	1	1	2	7	1	0	0	1	0	0	5	3	1.666	173	172	1.005
3	PER	Peru	0	2	2	0	0	0	0	0	0	2	0	6	0.000	104	150	0.693


Pool B

Rk	Code	Team	Matches			Pts	Results details						Sets			Points		
			W	L	T		3-0	3-1	3-2	2-3	1-3	0-3	W	L	Ratio	W	L	Ratio
1	PUR	Puerto Rico	2	0	2	8	1	0	1	0	0	0	6	2	3.000	174	148	1.175
2	COL	Colombia	1	1	2	7	1	0	0	1	0	0	5	3	1.666	174	141	1.234
3	JAM	Jamaica	0	2	2	0	0	0	0	0	0	2	0	6	0.000	91	150	0.606

Pool C

Rk	Code	Team	Matches			Pts	Results details						Sets			Points		
			W	L	T		3-0	3-1	3-2	2-3	1-3	0-3	W	L	Ratio	W	L	Ratio
1	MEX	Mexico	2	0	2	10	2	0	0	0	0	0	6	0	MAX	150	102	1.470
2	CRC	Costa Rica	1	1	2	3	0	0	1	0	0	1	3	5	0.600	158	178	0.887
3	NCA	Nicaragua	0	2	2	2	0	0	0	1	0	1	2	6	0.333	155	183	0.846





P-2 VOLLEYBALL • Match result



2017 U19 Boy's Pan American Cup
Finals (Places 5-6)

Match: 16 **Date:** 3/25/2017 **Spectators:** 150
City: Monterrey
Hall: Gimnasio Nuevo Leon
Match duration: Start: 14:00 End: 15:22 Total: 1:22

Teams	Sets	1	2	3	4	5	Total
DOM	3	25	25	25			75
CRC	0	21	22	18			61
Set duration		0:26	0:26	0:24			1:16

Referees: Gonzalo Flores (CHI) & Jaime Maldonado (PUR)

DOM • Dominican Republic		1	2	3	4	5	Pts
1	Gonzalez Perez Adalberto (S)	<input type="checkbox"/>	<input type="checkbox"/>	<input type="checkbox"/>			1
2	Collado Ferrer Oliver Antonio (WS)	<input checked="" type="checkbox"/>	<input checked="" type="checkbox"/>				3
4	Valdez Peña Bayron (WS)	<input checked="" type="checkbox"/>	<input checked="" type="checkbox"/>	<input checked="" type="checkbox"/>			20
5	Segura Alcantara Frantony (WS)	<input checked="" type="checkbox"/>	<input checked="" type="checkbox"/>	<input checked="" type="checkbox"/>			14
7	Cruz Rodriguez Kevin Jesus (S)	<input checked="" type="checkbox"/>	<input checked="" type="checkbox"/>	<input checked="" type="checkbox"/>			1
8	Rodriguez Cruz Jose Anthony (WS)	<input type="checkbox"/>	<input type="checkbox"/>	<input checked="" type="checkbox"/>			2
12	Peralta Angeles Dawry (OP)		<input type="checkbox"/>	<input type="checkbox"/>			2
13	Mendez Jose Dawilin Ramill (MB)	<input checked="" type="checkbox"/>	<input checked="" type="checkbox"/>	<input checked="" type="checkbox"/>			6
14	Perez Bello Jairo Junior (MB)	<input checked="" type="checkbox"/>	<input checked="" type="checkbox"/>	<input checked="" type="checkbox"/>			6
15	L Gervacio Burgos Francisco Antonio (L)	L	L	L			
18	Reinoso Soto Luis David (MB)			<input type="checkbox"/>			1

Coach: Loren Ricardo Rodrig (DOM)
Assistant: Vicente Andrés Pania (DOM)

CRC • Costa Rica		1	2	3	4	5	Pts
2	L Gomez Lopez Saul (L)	L	L	L			
3	Caravaca Morales Randall (MB)	<input type="checkbox"/>	<input checked="" type="checkbox"/>	<input type="checkbox"/>			1
5	Dyner Villa Daniel (S)	<input type="checkbox"/>		<input type="checkbox"/>			1
6	Dowshel Jekeal Mc Donald Smith (WS)		<input type="checkbox"/>	<input type="checkbox"/>			2
7	Salas Nuñez Mariano (OP)	<input checked="" type="checkbox"/>	<input checked="" type="checkbox"/>	<input checked="" type="checkbox"/>			13
8	Anfer David Jiménez Sanchez (WS)	<input type="checkbox"/>	<input checked="" type="checkbox"/>	<input checked="" type="checkbox"/>			3
9	Monge Chacon David (S)	<input type="checkbox"/>	<input type="checkbox"/>				
10	Gómez Acuña Pablo Andres (OP)	<input checked="" type="checkbox"/>	<input type="checkbox"/>	<input type="checkbox"/>			4
11	Arrieta Arce Juan Diego (MB)	<input checked="" type="checkbox"/>	<input type="checkbox"/>	<input checked="" type="checkbox"/>			3
12	Murillo Arguedas Luis Adolfo (S)	<input checked="" type="checkbox"/>	<input checked="" type="checkbox"/>	<input checked="" type="checkbox"/>			
13	Ortiz Benavides Jose Andres (WS)	<input checked="" type="checkbox"/>	<input checked="" type="checkbox"/>	<input checked="" type="checkbox"/>			9
14	Gonzalez Zuñiga Francisco Daniel (MB)	<input checked="" type="checkbox"/>	<input checked="" type="checkbox"/>	<input checked="" type="checkbox"/>			1


Coach: Juan Acuña Gamboa (CRC)
Assistant: Juan Leonardo Alvara (CRC)

TEAMS AND PLAYERS PERFORMANCES

Won Pts	Total Atts	No Name	Scoring Skills	Won Pts	Total Atts	No Name	
46	95	Total Team		34	84	Total Team	
18	37	4 Valdez Peña Bayron (WS)	Spike	12	27	7 Salas Nuñez Mariano (OP)	
11	28	5 Segura Alcantara Frantony		9	24	13 Ortiz Benavides Jose	
5	7	14 Perez Bello Jairo Junior		4	8	10 Gómez Acuña Pablo Andres	
7	37	Total Team	Block	1	47	Total Team	
2	5	5 Segura Alcantara Frantony		1	1	8 Anfer David Jiménez	
2	6	13 Mendez Jose Dawilin Ramill					
1	2	18 Reinoso Soto Luis David	Serve	2	63	Total Team	
3	72	Total Team		1	3	3 Caravaca Morales Randall	
1	12	5 Segura Alcantara Frantony		1	11	7 Salas Nuñez Mariano (OP)	
1	13	14 Perez Bello Jairo Junior	Opp. error	24		Total Team	
1	15	4 Valdez Peña Bayron (WS)		Total	61	194	Total Team
19		Total Team					
75	204	Total Team					
20	59	4 Valdez Peña Bayron (WS)	Best Scorer	13	49	7 Salas Nuñez Mariano (OP)	

Starting line-up Pts = Points scored [nn] = Captain
 Substitute Atts = Attempts L = Libero
 Opp = Opponent





P-2 VOLLEYBALL • Match result



2017 U19 Boy's Pan American Cup
Finals (Places 3-4)

Match: 17 **Date:** 3/25/2017 **Spectators:** 400
City: Monterrey
Hall: Gimnasio Nuevo Leon
Match duration: **Start:** 16:00 **End:** 17:57 **Total:** 1:57

Teams	Sets	1	2	3	4	5	Total
PUR	3	16	25	25	27		93
COL	1	25	18	23	25		91
Set duration		0:23	0:25	0:30	0:30		1:48

Referees: Roberto Luna (MEX) & Norman Largaespada (NCA)

PUR • Puerto Rico		1	2	3	4	5	Pts
1	Garcia Gabriel (OP)	■	■	■	■		37
2	Molina Pedro (WS)	■	■	■	■		22
3	Hernandez Negron Christian (S)	■	■	■	■		
4	Alvarado Rodriguez Sebastian (S)				□		
5	Negron Sebastian (WS)	■	□	■			2
6	L Hernandez Wilmer (L)	L	L	L	L		
7	Mercado Rivera Carlos (MB)						
8	Elias Rodriguez Antonio (MB)	■	■	■	■		7
9	Pantoja Gutierrez Gabriel (WS)	□	□	□	□		
10	Rosich Oliver Diego (WS)		■	■			
11	Marin Luna Juan (MB)	■	■	■	■		3
12	Mercado Tirado Carlos Adrian (WS)	□					

COL • Colombia		1	2	3	4	5	Pts
1	Murillo Cristhian (S)		□	□	□		
4	Murillo Oliver (WS)	■	■	■	■		13
5	Sanchez Jhonnier (MB)	■	■	■	■		7
6	Llanos Carlos (OP)	■	■	■	■		21
7	Colorado Henry (MB)	■	■				
9	Torres Cristhian (MB)		□	■	■		5
10	Valderrama Diego (WS)						
11	Rivas Raul (WS)	■	■	■	■		10
14	Torres Jeyson (OP)		□	□	□		1
15	L Rincon Luis (L)	L	L	L	L		
17	Caicedo Jharold (WS)			□	□		3
19	Mesa Jorge (S)	■	■	■	■		2

Coach: Juan Albarran (PUR)
Assistant: Carlos Rodriguez (PUR)


Coach: OSORIO CARLOS
Assistant: HERRERA DIEGO

TEAMS AND PLAYERS PERFORMANCES

Won Pts	Total Atts	No Name	Scoring Skills	Won Pts	Total Atts	No Name
52	122	Total Team	Spike	40	104	Total Team
32	62	1 Garcia Gabriel (OP)		14	31	6 Llanos Carlos (OP)
12	34	2 Molina Pedro (WS)		9	19	4 Murillo Oliver (WS)
4	6	8 Elias Rodriguez Antonio	9	34	11 Rivas Raul (WS)	
8	42	Total Team	Block	14	57	Total Team
3	9	2 Molina Pedro (WS)		5	10	6 Llanos Carlos (OP)
3	9	8 Elias Rodriguez Antonio		4	5	9 Torres Cristhian (MB)
2	7	1 Garcia Gabriel (OP)	2	10	5 Sanchez Jhonnier (MB)	
11	92	Total Team	Serve	8	92	Total Team
7	25	2 Molina Pedro (WS)		3	13	4 Murillo Oliver (WS)
3	13	1 Garcia Gabriel (OP)		2	26	19 Mesa Jorge (S)
1	8	5 Negron Sebastian (WS)	2	9	6 Llanos Carlos (OP)	
22		Total Team	Opp. error	29		Total Team
93	256	Total Team		Total	91	253
37	82	1 Garcia Gabriel (OP)	Best Scorer	21	50	6 Llanos Carlos (OP)

■ Starting line-up Pts = Points scored [nn] = Captain
□ Substitute Atts = Attempts L = Libero
Opp = Opponent





P-2 VOLLEYBALL • Match result



2017 U19 Boy's Pan American Cup Finals (Places 1-2)

Match: 18 **Date:** 25/03/2017 **Spectators:** 1,000
City: Monterrey
Hall: Gimnasio Nuevo Leon
Match duration: **Start:** 18:28 **End:** 19:42 **Total:** 1:14

Teams	Sets	1	2	3	4	5	Total
CHI	0	20	9	20			49
MEX	3	25	25	25			75
Set duration		0:24	0:19	0:25			1:08

Referees: James Castillo (PER) & Nestor Mateo (DOM)

CHI • Chile		1	2	3	4	5	Pts
2	Ibarra Vicente (WS)	■	■	■			9
3	Mülchi Esteban (WS)	■	■	■			3
5	Leon Joaquin (S)	■	■	■			1
7	Julio Santiago (WS)			□			
8	Doña Francisco (MB)						
9	Rusch Alex (MB)	■	■	■			3
10	Mardones Vicente (OP)	■	■	■			5
11	Zambrano Hector (OP)						
12	Urzua Diego (S)				□		
13	L Lavin Lucas (L)	L	L	L			
16	Zenteno Julian (MB)	■	■	■			
19	Vergara Cristobal (WS)				□		2

Coach: Iván Villarreal (CHI)
Assistant: Rodrigo Urriola (CHI)

MEX • Mexico		1	2	3	4	5	Pts
1	Flores Espinoza Jesus Carlos (S)						
2	Stephens Zamora Raymond Gerald (WS)	■	■	■			19
4	Sarabia Delgado Miguel (WS)	■	■	■			14
5	Cabrera Bustamante Jonathan (S)	■	■	■			
6	Hernandez Baca Luis David (MB)	■	■	■			5
7	González Castañeda Diego (OP)	■	■	■			10
8	Ramirez Salazar Sebastian (WS)					□	
9	Tellez Rodriguez Axel Manuel (MB)	■	■	■			10
11	L Gardea Aguilar Gabriel (L)	L	L	L			
12	Estrada Rodriguez Bryan Gustavo (OP)						
13	Carrera Cervantes Jorge (WS)					□	
16	Gonzalez Orozco David Levi (MB)						

Coach: Gabriela Isela Alarc (MEX)
Assistant: José Luis Herrera Or (MEX)

TEAMS AND PLAYERS PERFORMANCES

Won Pts	Total Atts	No Name
18	63	Total Team
7	16	2 Ibarra Vicente (WS)
5	16	10 Mardones Vicente (OP)
3	29	Total Team
1	4	3 Mülchi Esteban (WS)
1	3	2 Ibarra Vicente (WS)
2	50	Total Team
1	3	19 Vergara Cristobal (WS)
1	11	2 Ibarra Vicente (WS)
26		Total Team
49	142	Total Team

9	30	2 Ibarra Vicente (WS)
---	----	-----------------------

Excellent	Total Atts	No Name
45	80	Total Team
14	24	13 Lavin Lucas (L)
13	19	5 Leon Joaquin (S)
6	48	Total Team
5	44	5 Leon Joaquin (S)
14	61	Total Team
8	23	13 Lavin Lucas (L)

Scoring Skills
Spike
Block
Serve
Opp. error
Total

Best Scorer
19

Non scoring Skills
Dig
Set
Reception
Success - Faults
Attempts


Won Pts	Total Atts	No Name
37	80	Total Team
12	26	2 Stephens Zamora Raymond
11	18	4 Sarabia Delgado Miguel
8	37	Total Team
3	8	7 González Castañeda Diego
3	9	9 Tellez Rodriguez Axel
13	74	Total Team
7	21	2 Stephens Zamora Raymond
3	12	6 Hernandez Baca Luis David
17		Total Team
75	191	Total Team

19	50	2 Stephens Zamora Raymond
----	----	---------------------------

Excellent	Total Atts	No Name
53	64	Total Team
13	14	11 Gardea Aguilar Gabriel (L)
12	13	2 Stephens Zamora Raymond
30	62	Total Team
30	61	5 Cabrera Bustamante
21	45	Total Team
13	22	11 Gardea Aguilar Gabriel (L)
6	16	2 Stephens Zamora Raymond

■ Starting line-up Pts = Points scored [nn] = Captain
□ Substitute Atts = Attempts L = Libero
Opp = Opponent





P-5 VOLLEYBALL • Players ranking by skills


2017 U19 Boy's Pan American Cup



Best Scorers

Rk	No	Name	Team	Spike	Block	Serve	Total
1	1	Garcia Gabriel (OP)	PUR	111	10	9	130
2	4	Valdez Peña Bayron (WS)	DOM	92	11	4	107
3	2	Molina Pedro (WS)	PUR	60	10	17	87
4	13	Zeledón Jonny (WS)	NCA	67	0	2	69
5	2	Stephens Zamora Raymond Gerald (WS)	MEX	48	3	17	68
6	6	Llanos Carlos (OP)	COL	53	11	3	67
7	5	Segura Alcantara Frantony (WS)	DOM	56	3	2	61
8	11	Rivas Raul (WS)	COL	53	3	1	57
9	4	Sarabia Delgado Miguel (WS)	MEX	40	2	10	52
10	9	Hernández Byron (WS)	NCA	47	1	2	50
11	7	González Castañeda Diego (OP)	MEX	37	6	4	47
11	3	Mülchi Esteban (WS)	CHI	41	5	1	47
13	2	Ibarra Vicente (WS)	CHI	35	3	5	43
13	10	Mardones Vicente (OP)	CHI	33	5	5	43
15	7	Salas Nuñez Mariano (OP)	CRC	37	2	3	42
15	5	James Shavar (WS)	JAM	36	4	2	42
15	4	Murillo Oliver (WS)	COL	33	3	6	42
18	13	Ortiz Benavides Jose Andres (WS)	CRC	35	2	2	39
19	9	Tellez Rodriguez Axel Manuel (MB)	MEX	23	12	3	38
20	1	James Javarie (MB)	JAM	29	7	0	36
21	5	Sanchez Jhonniar (MB)	COL	16	18	0	34
22	2	LINDER KONRAD (OP)	PER	27	4	2	33
23	4	Bennett Devouante (MB)	JAM	20	7	3	30
24	11	Jones Andrew (WS)	JAM	25	2	1	28
24	5	Negron Sebastian (WS)	PUR	16	5	7	28
24	10	Valderrama Diego (WS)	COL	20	2	6	28
27	6	Hernandez Baca Luis David (MB)	MEX	15	5	7	27
27	14	Perez Bello Jairo Junior (MB)	DOM	20	4	3	27
29	10	Gómez Acuña Pablo Andres (OP)	CRC	24	0	0	24
30	9	Rusch Alex (MB)	CHI	11	12	0	23
30	2	Collado Ferrer Oliver Antonio (WS)	DOM	23	0	0	23
32	8	Elias Rodriguez Antonio (MB)	PUR	14	6	2	22
33	16	Zenteno Julian (MB)	CHI	11	7	3	21
33	13	Mendez Jose Dawilin Ramill (MB)	DOM	9	11	1	21
35	9	AGUIRRE EDILMAR (WS)	PER	16	1	2	19
36	12	Manning Safon (WS)	JAM	15	1	1	17
37	7	Colorado Henry (MB)	COL	8	6	2	16
38	19	Mesa Jorge (S)	COL	2	4	7	13
39	4	Cuadra Sandoval Diego (OP)	NCA	9	1	2	12
40	7	Reyes LArios Enmanuel (MB)	NCA	2	8	1	11
40	3	Caravaca Morales Randall (MB)	CRC	4	5	2	11
40	7	Cruz Rodriguez Kevin Jesus (S)	DOM	4	6	1	11
43	10	BOCANEGRA RODRIGO (WS)	PER	9	0	1	10
43	8	Anfer David Jiménez Sanchez (WS)	CRC	8	2	0	10
45	8	GUTIERREZ MARCELO (S)	PER	5	3	1	9
45	11	Marin Luna Juan (MB)	PUR	8	0	1	9
47	11	Arrieta Arce Juan Diego (MB)	CRC	5	3	0	8
47	12	Mercado Tirado Carlos Adrian (WS)	PUR	6	1	1	8
47	3	Hernandez Negron Christian (S)	PUR	3	4	1	8
47	14	Torres Jeyson (OP)	COL	5	3	0	8
Total tournament				1,389	258	185	1,832





P-5 VOLLEYBALL • Players ranking by skills

2017 U19 Boy's Pan American Cup



Best Spikers

Limit: 15.00%

Rk	No	Name	Team	Spikes	Faults	Shots	Total Attempts	Succ. %
1	5	James Shavar (WS)	JAM	36	9	18	63	57.14
2	1	Garcia Gabriel (OP)	PUR	111	33	61	205	54.15
3	7	González Castañeda Diego (OP)	MEX	37	13	22	72	51.39
4	1	James Javarie (MB)	JAM	29	7	23	59	49.15
5	4	Valdez Peña Bayron (WS)	DOM	92	28	70	190	48.42
6	10	Gómez Acuña Pablo Andres (OP)	CRC	24	5	21	50	48.00
7	2	Stephens Zamora Raymond Gerald (WS)	MEX	48	14	42	104	46.15
8	4	Sarabia Delgado Miguel (WS)	MEX	40	5	43	88	45.45
9	6	Llanos Carlos (OP)	COL	53	16	54	123	43.09
10	2	Molina Pedro (WS)	PUR	60	31	49	140	42.86
Total Tournament				1,389	540	1,475	3,404	40.80



Best Blockers


Rk	No	Name	Team	Kill Blocks	Faults	Rebounds	Total Attempts	Avg. by set
1	9	Tellez Rodriguez Axel Manuel (MB)	MEX	12	7	15	34	0.92
2	9	Rusch Alex (MB)	CHI	12	18	30	60	0.86
3	5	Sanchez Jhonnier (MB)	COL	18	26	24	68	0.86
4	13	Mendez Jose Dawilin Ramill (MB)	DOM	11	13	21	45	0.69
5	4	Valdez Peña Bayron (WS)	DOM	11	14	17	42	0.69
6	7	Reyes Larios Enmanuel (MB)	NCA	8	9	20	37	0.62
7	2	Molina Pedro (WS)	PUR	10	10	14	34	0.56
8	1	Garcia Gabriel (OP)	PUR	10	14	14	38	0.56
9	6	Llanos Carlos (OP)	COL	11	14	19	44	0.52
10	16	Zenteno Julian (MB)	CHI	7	9	21	37	0.50
Total Tournament				258	579	884	1,721	3.91



Best Servers

Rk	No	Name	Team	Aces	Faults	Serve Hits	Total Attempts	Avg. by set
1	2	Stephens Zamora Raymond Gerald (WS)	MEX	17	19	31	67	1.31
2	2	Molina Pedro (WS)	PUR	17	11	53	81	0.94
3	4	Sarabia Delgado Miguel (WS)	MEX	10	7	42	59	0.77
4	6	Hernandez Baca Luis David (MB)	MEX	7	12	22	41	0.54
5	1	Garcia Gabriel (OP)	PUR	9	16	35	60	0.50
6	5	Negron Sebastian (WS)	PUR	7	10	38	55	0.39
7	2	Ibarra Vicente (WS)	CHI	5	3	39	47	0.36
8	10	Mardones Vicente (OP)	CHI	5	11	30	46	0.36
9	19	Mesa Jorge (S)	COL	7	7	83	97	0.33
10	7	González Castañeda Diego (OP)	MEX	4	8	25	37	0.31
Total Tournament				185	359	2,268	2,812	2.80





P-5 VOLLEYBALL • Players ranking by skills

2017 U19 Boy's Pan American Cup



Best Diggers

Rk	No	Name	Team	Digs	Faults	Receptions	Total Attempts	Avg. by set
1	13	Lavin Lucas (L)	CHI	87	22	10	119	6.21
2	13	NAKAMATSU JONATHAN (L)	PER	53	18	6	77	5.89
3	11	Gardea Aguilar Gabriel (L)	MEX	67	14	2	83	5.15
4	21	Sandoval Vivas Dowglas (L)	NCA	66	27	4	97	5.08
5	2	Gomez Lopez Saul (L)	CRC	71	33	8	112	5.07
6	6	Hernandez Wilmer (L)	PUR	89	19	1	109	4.94
7	6	Clarke Clifton (L)	JAM	65	16	6	87	4.64
8	15	Gervacio Burgos Francisco Antonio (L)	DOM	69	21	14	104	4.31
9	13	Zeledón Jonny (WS)	NCA	55	21	8	84	4.23
10	15	Rincon Luis (L)	COL	86	36	2	124	4.10
Total Tournament				2,198	1,017	271	3,486	33.30



Best Setters

Rk	No	Name	Team	Running Sets	Faults	Still Sets	Total Attempts	Avg. by set
1	5	Cabrera Bustamante Jonathan (S)	MEX	73	3	93	169	5.62
2	5	Leon Joaquin (S)	CHI	72	7	206	285	5.14
3	19	Mesa Jorge (S)	COL	95	11	254	360	4.52
4	3	Hernandez Negron Christian (S)	PUR	79	5	313	397	4.39
5	7	Cruz Rodriguez Kevin Jesus (S)	DOM	62	10	244	316	3.88
6	12	Murillo Arguedas Luis Adolfo (S)	CRC	47	7	195	249	3.36
7	9	Daley Oneil (S)	JAM	41	10	229	280	2.93
8	1	Flores Espinoza Jesus Carlos (S)	MEX	35	3	86	124	2.69
9	8	GUTIERREZ MARCELO (S)	PER	20	8	158	186	2.22
10	8	Cerda Ronny (S)	NCA	25	6	267	298	1.92
Total Tournament				603	100	2,257	2,960	9.14




Best Receivers

Limit: 20.00%


Rk	No	Name	Team	Excellents	Faults	Serve Receptions	Total Attempts	Eff. %
1	2	Stephens Zamora Raymond Gerald (WS)	MEX	31	-	24	55	56.36
2	13	Lavin Lucas (L)	CHI	57	6	31	94	54.26
3	2	Molina Pedro (WS)	PUR	49	6	49	104	41.35
4	13	NAKAMATSU JONATHAN (L)	PER	28	2	34	64	40.63
5	4	Sarabia Delgado Miguel (WS)	MEX	21	2	25	48	39.58
6	6	Hernandez Wilmer (L)	PUR	48	11	55	114	32.46
7	5	Negron Sebastian (WS)	PUR	33	7	47	87	29.89
8	9	Hernández Byron (WS)	NCA	20	5	29	54	27.78
9	11	Gardea Aguilar Gabriel (L)	MEX	37	10	54	101	26.73
10	13	Zeledón Jonny (WS)	NCA	28	4	59	91	26.37
Total Tournament				775	194	1,475	2,444	23.77





P-5 VOLLEYBALL • Players ranking by skills


2017 U19 Boy's Pan American Cup



Best Liberos

Rk	No	Name	Team	Excellents	Faults	In play	Total attempts	Avg. by set
1	13	Lavin Lucas (L)	CHI	144	28	41	213	10.29
2	13	NAKAMATSU JONATHAN (L)	PER	81	20	40	141	9.00
3	11	Gardea Aguilar Gabriel (L)	MEX	104	24	56	184	8.00
4	6	Hernandez Wilmer (L)	PUR	137	30	56	223	7.61
5	2	Gomez Lopez Saul (L)	CRC	99	45	89	233	7.07
6	15	Rincon Luis (L)	COL	139	55	82	276	6.62
7	6	Clarke Clifton (L)	JAM	89	21	56	166	6.36
8	21	Sandoval Vivas Dowglas (L)	NCA	82	35	54	171	6.31
9	15	Gervacio Burgos Francisco Antonio (L)	DOM	96	28	85	209	6.00





P-6 VOLLEYBALL • Teams ranking by skills

2017 U19 Boy's Pan American Cup



Best Spikers

Limit: 15.00%

Rk	Team	Spikes	Faults	Shots	Total Attempts	Succ. %
1	MEX Mexico	174	48	143	365	47.67
2	PUR Puerto Rico	221	86	172	479	46.14
3	DOM Dominican Republic	210	74	188	472	44.49
4	JAM Jamaica	133	61	134	328	40.55
5	CHI Chile	138	49	163	350	39.43
6	COL Colombia	193	62	236	491	39.31
7	CRC Costa Rica	122	48	149	319	38.24
8	NCA Nicaragua	132	63	164	359	36.77
9	PER Peru	66	49	126	241	27.39
Total Tournament		1,389	540	1,475	3,404	40.80



Best Blockers


Rk	Team	Kill Blocks	Faults	Rebounds	Total Attempts	Avg. by set
1	COL Colombia	58	110	134	302	2.76
2	MEX Mexico	32	45	58	135	2.46
3	CHI Chile	33	58	96	187	2.36
4	DOM Dominican Republic	36	76	118	230	2.25
5	PUR Puerto Rico	38	73	99	210	2.11
6	JAM Jamaica	22	74	111	207	1.57
7	NCA Nicaragua	15	48	103	166	1.15
8	CRC Costa Rica	15	65	110	190	1.07
9	PER Peru	9	30	55	94	1.00
Total Tournament		258	579	884	1,721	3.91



Best Servers


Rk	Team	Aces	Faults	Serve Hits	Total Attempts	Avg. by set
1	MEX Mexico	47	72	204	323	3.62
2	PUR Puerto Rico	41	56	301	398	2.28
3	COL Colombia	28	36	401	465	1.33
4	CHI Chile	17	32	259	308	1.21
5	NCA Nicaragua	11	41	204	256	0.85
6	DOM Dominican Republic	13	41	295	349	0.81
7	CRC Costa Rica	11	27	244	282	0.79
7	JAM Jamaica	11	32	229	272	0.79
9	PER Peru	6	22	131	159	0.67
Total Tournament		185	359	2,268	2,812	2.80





P-6 VOLLEYBALL • Teams ranking by skills

2017 U19 Boy's Pan American Cup



Best Diggers

Rk	Team	Digs	Faults	Receptions	Total Attempts	Avg. by set
1	NCA Nicaragua	252	99	37	388	19.38
2	COL Colombia	381	186	30	597	18.14
3	DOM Dominican Republic	278	109	49	436	17.38
4	CHI Chile	238	108	45	391	17.00
5	MEX Mexico	217	58	8	283	16.69
6	PER Peru	149	96	17	262	16.56
7	PUR Puerto Rico	285	123	13	421	15.83
8	CRC Costa Rica	201	141	38	380	14.36
9	JAM Jamaica	197	97	34	328	14.07
Total Tournament		2,198	1,017	271	3,486	33.30



Best Setters

Rk	Team	Running Sets	Faults	Still Sets	Total Attempts	Avg. by set
1	MEX Mexico	108	7	188	303	8.31
2	DOM Dominican Republic	85	18	297	400	5.31
3	CHI Chile	74	7	215	296	5.29
4	COL Colombia	107	14	306	427	5.10
5	PUR Puerto Rico	87	5	326	418	4.83
6	CRC Costa Rica	50	16	238	304	3.57
7	JAM Jamaica	43	12	239	294	3.07
8	PER Peru	23	13	170	206	2.56
9	NCA Nicaragua	26	8	278	312	2.00
Total Tournament		603	100	2,257	2,960	9.14



Best Receivers

Limit: 20.00%

Rk	Team	Excellents	Faults	Serve Receptions	Total Attempts	Eff. %
1	MEX Mexico	96	13	111	220	37.73
2	PUR Puerto Rico	145	27	171	343	34.40
3	CHI Chile	95	20	123	238	31.51
4	PER Peru	67	13	112	192	28.13
5	COL Colombia	105	33	235	373	19.30
6	NCA Nicaragua	68	23	157	248	18.15
7	DOM Dominican Republic	71	16	224	311	17.68
8	JAM Jamaica	63	22	172	257	15.95
9	CRC Costa Rica	65	27	170	262	14.50
Total Tournament		775	194	1,475	2,444	23.77





Mexico win the U19 Boys' Pan American Cup

MONTERREY, Mexico, March 25, 2017 – Mexico conquered the II U19 Boys' Pan American Cup title after beating Chile in straight sets by scores of 25-20, 25-9 and 25-20 in one hour and 8 minutes.

Raymond Stephens scored 19 points for Mexico and also claimed the MVP Honors as well as Best Receiver and Best Server distinctions and Miguel Sarabia recorded 14 while Diego Gonzalez and Axel Tellez finished with 10 apiece. For Chile Vicente Ibarra closed with 9 points. Only in the final, Stephens aced seven times of the 13 registered by Mexico against merely 2 by Chile. Mexico also overcame its South American opponent in blocks 9-3 to claim its first Crown in this Age-Group.

Bronze Medal Match: Puerto Rico 3-1 Colombia

Puerto Rico won the Bronze Medal after a four setter victory against Colombia by scores of 16-25, 25-18, 25-23 and 27-25. Gabriel Garcia scored 37 points, while Pedro Molina finished with 22 for Puerto Rico. On the Colombian side, Carlos Llanos topped with 21, while Oliver Murillo scored 13 and captain Raul Rivas finished with 10. Colombia led in blocks 14-8 with 10 by Llanos, but Puerto Rico overcame the South Americans in services with 11 aces (including 7 by Pedro Molina) against 8 by Colombia (3 by Murillo).

Fifth place match: Dominican Republic 3-0 Costa Rica

The Dominican team won 3-0 (25-21, 25-22, 25-18) against Costa Rica with a solid performance by Bayron Valdez who had another double-digit day with 20 points and Frantony Segura scored 14. For Costa Rica, Mariano Salas Nuñez concluded with 13 units and captain Jose Andres Ortiz Benavides with 9. Dominican Republic was superior in blocks 7-1, a factor that made a difference after two tight sets and a match that lasted 1 hour and 16 minutes.



México gana la Copa Panamericana Sub 19 Varonil

MONTERREY, México, Marzo 25, 2017 – México conquistó la Segunda Edición de la Copa Panamericana tras derrotar a Chile en sets seguidos por parciales de 25-20, 25-9 y 25-20 en una hora y ocho minutos de juego.

Raymond Stephens anotó 19 puntos por México además de que se acreditó los honores como Jugador Más Valioso al igual que el de Mejor Receptor y Mejor Servicio, mientras que Miguel Sarabia registró 14, en tanto que Diego González y Axel Tellez cerraron con 10 cada uno. Por Chile Vicente Ibarra cerró con 9 puntos.

Tan solo en la final Stephens marcó siete ases de los 13 que hizo México contra solo 2 de Chile. México también superó a su rival sudamericano en bloqueos 9-3 para obtener su primer título en la categoría.

Partido por el bronce: Puerto Rico 3-1 Colombia

Puerto Rico ganó la Medalla de Bronce luego de imponerse en tres sets a Colombia por parciales de 16-25, 25-18, 25-23 y 27-25. Gabriel García anotó 37 puntos, mientras que Pedro Molina cerró con 22 para Puerto Rico. Por el bando de Colombia, Carlos Llanos lideró con 21, mientras que Oliver Murillo anotó 13 y el capitán Raúl Rivas cerró con 10. Colombia lideró en bloqueos 14-8, 10 de ellos por parte de Llanos, pero Puerto Rico superó a los sudamericanos en servicios con 11 saques as, incluidos 7 de Pedro Molina, contra 8 de Colombia (3 de Murillo).

Quinto lugar: República Dominicana 3-0 Costa Rica

República Dominicana finalizó en la quinta posición tras derrotar a Costa Rica 3-0 (25-21, 25-22, 25-18). Bayron Valdez tuvo otra jornada de dobles dígitos al anotar 20 puntos y Frantony Segura terminó con 14. Por Costa Rica, Mariano Salas Núñez se despidió con 13 unidades y el capitán José Andrés Ortiz Benavides con nueve. Dominicana fue superior en bloqueos 7-1, factor que marcó la diferencia luego de dos primeros sets muy cerrados y un encuentro que se definió en 1 hora y 16 minutos.