



Daily Bulletin #2 * Boletin Dairio #2 | September 26, 2017 * 26 de septiembre de 2017





TRAINING CALENDAR

| Dia / Day | Hora / Time | (MCH) MAIN COMPETITION HALL | (OTC) OLYMPIC TRAINING CENTER COMPETITION HALL | TRAINING COURT | Hora / Time | TRAINING COURT |
|--------------|---------------------------------|----------------------------------|--|----------------|-------------|----------------|
| | | COURT-1 | COURT-2 | COURT-3 | | COURT-4 |
| 27 September | 8:00 | CAN | VIN | LCA | 8:00 | CRC |
| | 9:30 | DOM | MQE | GUA | 9:30 | MEX |
| | 11:00 | | USA | TTO | 11:00 | |
| | | | | | | |
| | 17:00 | CAN VS LCA | CRC VS VIN | | | |
| 19:00 | DOM VS GUA | MEX VS MQE | | | | |
| 28 September | 8:00 | CAN | MQE | TTO | 8:00 | VIN |
| | 9:30 | USA | MEX | DOM | 9:30 | CRC |
| | 11:00 | | GUA | LCA | 11:00 | |
| | | | | | | |
| | 17:00 | CAN VS TOT | MQE VS VIN | | | |
| 19:00 | USA VS DOM | MEX VS CRC | | | | |
| 29 September | 8:00 | 3rd (HR-1) | 2nd (HR-1) | 4th | 8:00 | 2nd (HR-2) |
| | 9:30 | 1st (HR-3) | 3rd (HR-2) | 2nd (HR-3) | 9:30 | 3rd (HR-3) |
| | 11:00 | | 1st (HR-1) | 1st (HR-2) | 11:00 | |
| | 12:30 | | | | | |
| | 17:00 | 2nd (HR-1) VS 2nd (HR-2) | 3rd (HR-1) VS 4th | | | |
| 19:00 | 1st (HR-3) VS 2nd (HR-3) | 3rd (HR-2) VS 3rd (HR-3) | | | | |
| 30 September | 8:00 | Winner M14 | Loser M13 | Loser M15/M16 | 8:00 | Loser M14 |
| | 9:30 | 1st (HR-2) | Winner M13 | Winner M15/16 | 9:30 | Loser M16/M15 |
| | 11:00 | 1st (HR-1) | Winner M16/M15 | | 11:00 | |
| | | | | | | |
| | 15:00 | Winner M14 vs Loser M15/M16 | Loser M13 vs Loser M14 | | | |
| 17:00 | 1st (HR-2) VS Winner M15 or M16 | Winner M13 vs Loser M16/M15 | | | | |
| 19:00 | 1st (HR-1) VS Winner M16 or M15 | | | | | |
| 1 October | 8:00 | Loser M20 | Loser M18 | Loser M21 | 8:00 | Loser M19 |
| | 9:30 | Winner M20 | Winner M18 | Winner M21 | 9:30 | Winner M19 |
| | 11:00 | | | | 11:00 | |
| | | | | | | |
| | 15:00 | Loser M20 VS Loser M21 | (14:00) Loser M18 VS Loser M19 | | | |
| 17:00 | Winner M20 VS Winner M21 | (16:00) Winner M18 VS Winner M19 | | | | |



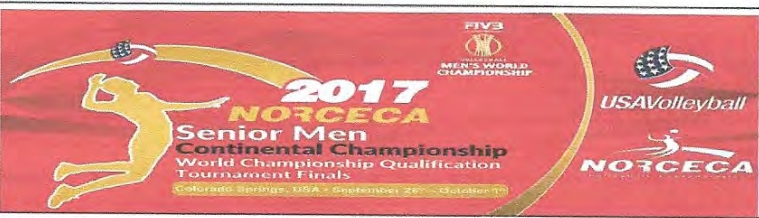
TO: ALL MEDICAL STAFF OF PARTICIPATING NATIONAL TEAMS IN THE NORCECA CONTINENTAL MEN'S CHAMPIONSHIP.

REFERENCE: USE OF THE MEDICAL FACILITIES AT THE UNITED STATES OLYMPIC COMMITTEE TRAINING CENTER

DATE: SEPTEMBER 26, 2017

PLEASE BE INFORMED THAT ALL MEDICAL TREATMENT, REHABILITATION THERAPY OR RECOVERY PHYSICAL THERAPY, MUST BE CARRIED OUT , ONLY, AT THE USOC MEDICAL FACILITIES BY FIVB OR NORCECA REGISTERED MEDICAL TEAM PERSONNEL UNDER THE FOLLOWING CONDITIONS;

1. **All team medical staff must provide proof of training (usually a license or certificate) that they are certified health care providers to us prior to being able to provide any care on campus.**
2. **Meet with USOC Sports Medicine Staff to be orientated to the USOC Sports Medicine clinic and be provided a copy of the Emergency Action Plan (EAP)**
3. **All medical treatments performed at the US Olympic Training Center must occur either in the competition/practice gym or in the Sports Medicine Clinic**
4. **Treatments are not to occur in common rooms or individual dorm rooms.**



FEDERATION INTERNATIONALE DE VOLLEYBALL



0-1

UNIFORM COLOURS
Couleur de l'uniforme

CITY :

REGISTERED COLOURS / Couleurs enregistrées :
(ONLY SHIRT COLOUR - seulement la couleur du maillot)

DATE : TIME:

TEAMS :

POOL/PHASE :

| | | | | | | |
|---|-------|---------|-------|--|--|--|
| 1 | Blue | White | Red | | | |
| 2 | Red | N. Blue | White | | | |
| | White | S. Blue | Blue | | | |

MATCH SCHEDULE - Calendrier des matches

TEAMS CHOICE - Choix des équipes (1 - 2 OR/ou 3)

FIVB DECISION
Décision de la FIVB

| DATE : | No. | Team Equipe | | 1st CHOICE 1er Choix | | | Libero CHOICE Libero Choix | | | FIVB DECISION | |
|------------|-----|-------------|-----|-------------------------|--|---|-------------------------------|--|---------|---------------|---------|
| | | A | B | A | | B | A | | B | A | B |
| 09/26/2017 | 3 | USA | GUA | | | | White | | N. Blue | Red | White |
| 09/27/2017 | 7 | DOM | GUA | | | | White | | White | Red | S. Blue |
| 09/28/2017 | 11 | USA | DOM | | | | White | | White | Red | Blue |
| | | | | | | | | | | | |
| | | | | | | | | | | | |
| | | | | | | | | | | | |
| | | | | | | | | | | | |
| | | | | | | | | | | | |
| | | | | | | | | | | | |
| | | | | | | | | | | | |
| | | | | | | | | | | | |
| | | | | | | | | | | | |
| | | | | | | | | | | | |
| | | | | | | | | | | | |
| | | | | | | | | | | | |
| | | | | | | | | | | | |
| | | | | | | | | | | | |
| | | | | | | | | | | | |
| | | | | | | | | | | | |
| | | | | | | | | | | | |
| | | | | | | | | | | | |
| | | | | | | | | | | | |
| | | | | | | | | | | | |



[Handwritten Signature]

APPROVAL - Approbation : FIVB Technical Delegate :
Délégué technique FIVB :



FEDERATION INTERNATIONALE DE VOLLEYBALL **FIVB**

0-1 UNIFORM COLOURS
Couleur de l'uniforme

CITY : Colorado Springs, CO
Ville :

REGISTERED COLOURS / Couleurs enregistrées :
(ONLY SHIRT COLOUR - seulement la couleur du maillot)


DATE : 25/09/17 TIME: 17:00
Heure: 17 00

TEAMS : CAN LCA TTO
Equipes :

POOL/PHASE : Group B
Groupe/Phase :

| | | | | | |
|---|-------|--------|-------|--|--|
| 1 | Black | Yellow | Red | | |
| 2 | Red | Blue | White | | |
| | White | White | Black | | |

| MATCH SCHEDULE - Calendrier des matches | | | | TEAMS CHOICE - Choix des équipes (1 - 2 OR/ou 3) | | | | FIVB DECISION Décision de la FIVB | |
|---|-----|--------|--------|--|---|-------------------------------|-------|--------------------------------------|--------|
| DATE : | No. | Team | Team | 1st CHOICE 1er Choix | | Libero CHOICE Libero Choix | | A | B |
| | | Equipe | Equipe | A | B | A | B | | |
| | | A | B | A | B | A | B | A | B |
| 09/26/2017 | 1 | TTO | LCA | | | White | White | Red | Yellow |
| 09/27/2017 | 5 | CAN | LCA | | | White | Blue | Black | White |
| 09/28/2017 | 9 | CAN | TTO | | | White | Red | Red | White |
| | | | | | | | | | |
| | | | | | | | | | |
| | | | | | | | | | |
| | | | | | | | | | |
| | | | | | | | | | |
| | | | | | | | | | |
| | | | | | | | | | |
| | | | | | | | | | |
| | | | | | | | | | |
| | | | | | | | | | |
| | | | | | | | | | |
| | | | | | | | | | |
| | | | | | | | | | |
| | | | | | | | | | |
| | | | | | | | | | |
| | | | | | | | | | |
| | | | | | | | | | |
| | | | | | | | | | |
| | | | | | | | | | |



APPROVAL - Approbation : FIVB Technical Delegate :
Délégué technique FIVB :



FEDERATION INTERNATIONALE DE VOLLEYBALL

FIVB

0-1

UNIFORM COLOURS
Couleur de l'uniforme

CITY : Colorado Springs, CO
Ville :

REGISTERED COLOURS / Couleurs enregistrées :
(ONLY SHIRT COLOUR - seulement la couleur du maillot)

DATE : 25 09 17
TIME: 17 00
Heure: 17 00

TEAMS : CRC MEX MQE VIN

POOL/PHASE : Group C
Groupe/Phase :

| | | | | |
|---|-------|-------|-------|-------|
| 1 | Red | Red | Blue | Blue |
| 2 | Blue | White | White | White |
| | White | Green | Red | Grey |

MATCH SCHEDULE - Calendrier des matches

TEAMS CHOICE - Choix des équipes (1 - 2 OR/ou 3)

FIVB DECISION
Décision de la FIVB

| DATE : | No. | Team Equipe | | 1st CHOICE 1er Choix | | Libero CHOICE Libero Choix | | FIVB DECISION | |
|------------|-----|-------------|-----|----------------------|---|----------------------------|-------|---------------|-------|
| | | A | B | A | B | A | B | A | B |
| 09/26/2017 | 2 | CRC | MQE | | | White | White | Red | Blue |
| 09/26/2017 | 4 | MEX | VIN | | | Green | Grey | Red | Blue |
| 09/27/2017 | 6 | CRC | VIN | | | Red | Blue | Blue | White |
| 09/27/2017 | 8 | MEX | MQE | | | Red | White | White | Red |
| 09/28/2017 | 10 | MQE | VIN | | | Blue | Blue | White | Grey |
| 09/28/2017 | 12 | MEX | CRC | | | Red | Red | Green | White |

NORCECA
Volleyball Confederation
Presidency

APPROVAL - Approbation : FIVB Technical Delegate :
Délégué technique FIVB :



Calendario y Formato de Competencia Competition Format and Match Schedule

| GROUP-A | | MAIN COMPETITION HALL (MCH) | | | | | | | | | |
|---------|--------|-----------------------------|--------------------|----|--------------------|-------------------------|-------|-------|-------|---|--|
| No. | Date | Time | Teams | | Set | Result per set (points) | | | | | |
| | | | | | | 1 | 2 | 3 | 4 | 5 | |
| 3 | 26-Sep | 19:00 | UNITED STATES | vs | GUATEMALA | 3-0 | 25-12 | 25-14 | 25-10 | | |
| 7 | 27-Sep | 19:00 | DOMINICAN REPUBLIC | vs | GUATEMALA | | | | | | |
| 11 | 28-Sep | 19:00 | UNITED STATES | vs | DOMINICAN REPUBLIC | | | | | | |

| GROUP-B | | MAIN COMPETITION HALL (MCH) | | | | | | | | | |
|---------|--------|-----------------------------|-------------------|----|-------------------|-------------------------|-------|-------|-------|---|--|
| No. | Date | Time | Teams | | Set | Result per set (points) | | | | | |
| | | | | | | 1 | 2 | 3 | 4 | 5 | |
| 1 | 26-Sep | 17:00 | TRINIDAD & TOBAGO | vs | ST. LUCIA | 3-0 | 25-15 | 25-16 | 25-17 | | |
| 5 | 27-Sep | 17:00 | CANADA | vs | ST. LUCIA | | | | | | |
| 9 | 28-Sep | 17:00 | CANADA | vs | TRINIDAD & TOBAGO | | | | | | |

| GROUP-C | | OLYMPIC TRAINING CENTER (OTC) | | | | | | | | | |
|---------|--------|-------------------------------|-------|------------|----|-------------|-------------------------|-------|-------|-------|-------|
| No. | Date | Time | VENUE | Teams | | Set | Result per set (points) | | | | |
| | | | | | | | 1 | 2 | 3 | 4 | 5 |
| 2 | 26-Sep | 17:00 | OTC | COSTA RICA | vs | MARTINIQUE | 3-1 | 25-19 | 25-16 | 23-25 | 25-21 |
| 4 | 26-Sep | 19:00 | OTC | MEXICO | vs | ST. VINCENT | 3-0 | 25-7 | 25-16 | 25-10 | |
| 6 | 27-Sep | 17:00 | OTC | COSTA RICA | vs | ST. VINCENT | | | | | |
| 8 | 27-Sep | 19:00 | OTC | MEXICO | vs | MARTINIQUE | | | | | |
| 10 | 28-Sep | 17:00 | OTC | MARTINIQUE | vs | ST. VINCENT | | | | | |
| 12 | 28-Sep | 19:00 | OTC | MEXICO | vs | COSTA RICA | | | | | |

| CLASSIFICATIONS 7/10 | | OLYMPIC TRAINING CENTER (OTC) | | | | | | | | | |
|----------------------|--------|-------------------------------|------------|----|------------|-------------------------|---|---|---|---|--|
| No. | Date | Time | Teams | | Set | Result per set (points) | | | | | |
| | | | | | | 1 | 2 | 3 | 4 | 5 | |
| 13 | 29-Sep | 17:00 | 3rd (HR-1) | vs | 4th (HR-1) | 0-0 | | | | | |
| 14 | 29-Sep | 19:00 | 3rd (HR-2) | vs | 3rd (HR-3) | | | | | | |

| QUARTERFINALS | | MAIN COMPETITION HALL (MCH) | | | | | | | | | |
|---------------|--------|-----------------------------|------------|----|------------|-------------------------|---|---|---|---|--|
| No. | Date | Time | Teams | | Set | Result per set (points) | | | | | |
| | | | | | | 1 | 2 | 3 | 4 | 5 | |
| 15 | 29-Sep | 17:00 | 2nd (HR-1) | vs | 2nd (HR-2) | 0-0 | | | | | |
| 16 | 29-Sep | 19:00 | 1st (HR-3) | vs | 2nd (HR-3) | | | | | | |

| CLASSIFICATIONS 9/10 | | OLYMPIC TRAINING CENTER (OTC) | | | | | | | | | |
|----------------------|--------|-------------------------------|--------------|----|--------------|-------------------------|---|---|---|---|--|
| No. | Date | Time | Teams | | Set | Result per set (points) | | | | | |
| | | | | | | 1 | 2 | 3 | 4 | 5 | |
| 17 | 30-Sep | 15:00 | Loser of M13 | vs | Loser of M14 | | | | | | |

| CLASSIFICATIONS 5/8 | | OLYMPIC TRAINING CENTER (OTC) | | | | | | | | | |
|---------------------|--------|-------------------------------|---------------|----|---------------------|-------------------------|---|---|---|---|--|
| No. | Date | Time | Teams | | Set | Result per set (points) | | | | | |
| | | | | | | 1 | 2 | 3 | 4 | 5 | |
| 18 | 30-Sep | 17:00 | Winner of M13 | vs | Loser of M16 or M15 | | | | | | |

CLASSIFICATIONS 5/8**MAIN COMPETITION HALL (MCH)**

| No. | Date | Time | Teams | Set | Result per set (points) | | | | |
|-----|--------|-------|--------------------------------------|-----|-------------------------|---|---|---|---|
| | | | | | 1 | 2 | 3 | 4 | 5 |
| 19 | 30-Sep | 15:00 | Winner of M14 vs Loser of M15 or M16 | | | | | | |

SEMI FINALS**MAIN COMPETITION HALL (MCH)**

| No. | Date | Time | Teams | Set | Result per set (points) | | | | |
|-----|--------|-------|------------------------------------|-----|-------------------------|---|---|---|---|
| | | | | | 1 | 2 | 3 | 4 | 5 |
| 20 | 30-Sep | 17:00 | 1st (HR-2) vs Winner of M15 or M16 | | | | | | |
| 21 | 30-Sep | 19:00 | 1st (HR-1) vs Winner of M16 or M15 | | | | | | |

CLASSIFICATIONS 7/8**OLYMPIC TRAINING CENTER (OTC)**

| No. | Date | Time | Teams | Set | Result per set (points) | | | | |
|-----|-------|-------|------------------------------|-----|-------------------------|---|---|---|---|
| | | | | | 1 | 2 | 3 | 4 | 5 |
| 22 | 1-Oct | 14:00 | Loser of M18 vs Loser of M19 | | | | | | |

FINAL CLASSIFICATIONS 5/6**OLYMPIC TRAINING CENTER (OTC)**

| No. | Date | Time | Teams | Set | Result per set (points) | | | | |
|-----|-------|-------|--------------------------------|-----|-------------------------|---|---|---|---|
| | | | | | 1 | 2 | 3 | 4 | 5 |
| 23 | 1-Oct | 16:00 | Winner of M18 vs Winner of M19 | | | | | | |

FINAL 3/4**MAIN COMPETITION HALL (MCH)**

| No. | Date | Time | Teams | Set | Result per set (points) | | | | |
|-----|-------|-------|------------------------------|-----|-------------------------|---|---|---|---|
| | | | | | 1 | 2 | 3 | 4 | 5 |
| 24 | 1-Oct | 15:00 | Loser of M20 vs Loser of M21 | | | | | | |

FINAL**MAIN COMPETITION HALL (MCH)**

| No. | Date | Time | Teams | Set | Result per set (points) | | | | |
|-----|-------|-------|--------------------------------|-----|-------------------------|---|---|---|---|
| | | | | | 1 | 2 | 3 | 4 | 5 |
| 25 | 1-Oct | 17:00 | Winner of M20 vs Winner of M21 | | | | | | |



P-4 VOLLEYBALL • Collated results & ranking



2017 NORCECA Senior Men's Continental Championship
Results of Tuesday, September 26, 2017

MATCH RESULTS

Preliminary Round Group A

| No | Date | Teams | Set | Result per set (points) | | | | | Total Points | Time | Spectators |
|----|-----------|-----------|-----|-------------------------|-------|-------|---|---|--------------|------|------------|
| | | | | 1 | 2 | 3 | 4 | 5 | | | |
| 3 | 9/26/2017 | USA - GUA | 3-0 | 25-12 | 25-14 | 25-10 | | | 75- 36 | 1:07 | 300 |
| 7 | 9/27/2017 | DOM - GUA | | | | | | | | | |
| 11 | 9/28/2017 | USA - DOM | | | | | | | | | |

Preliminary Round Group B

| No | Date | Teams | Set | Result per set (points) | | | | | Total Points | Time | Spectators |
|----|-----------|-----------|-----|-------------------------|-------|-------|---|---|--------------|------|------------|
| | | | | 1 | 2 | 3 | 4 | 5 | | | |
| 1 | 9/26/2017 | TTO - LCA | 3-0 | 25-15 | 25-16 | 25-17 | | | 75- 48 | 1:06 | 200 |
| 5 | 9/27/2017 | CAN - LCA | | | | | | | | | |
| 9 | 9/28/2017 | CAN - TTO | | | | | | | | | |

Preliminary Round Group C

| No | Date | Teams | Set | Result per set (points) | | | | | Total Points | Time | Spectators |
|----|-----------|-----------|-----|-------------------------|-------|-------|-------|---|--------------|------|------------|
| | | | | 1 | 2 | 3 | 4 | 5 | | | |
| 2 | 9/26/2017 | CRC - MQE | 3-1 | 25-19 | 25-16 | 23-25 | 25-21 | | 98- 81 | 1:43 | 100 |
| 4 | 9/26/2017 | MEX - VIN | 3-0 | 25- 7 | 25-16 | 25-10 | | | 75- 33 | 0:58 | 100 |
| 6 | 9/27/2017 | CRC - VIN | | | | | | | | | |
| 8 | 9/27/2017 | MEX - MQE | | | | | | | | | |
| 10 | 9/28/2017 | MQE - VIN | | | | | | | | | |
| 12 | 9/28/2017 | MEX - CRC | | | | | | | | | |

TEAM RANKING

Preliminary Round Group A

| Rk | Code | Team | Matches | | | | Results Details | | | | | | Sets | | | Points | | |
|----|------|--------------------|---------|---|---|---|-----------------|-----|-----|-----|-----|-----|------|---|-------|--------|----|-------|
| | | | Pts | T | W | L | 3-0 | 3-1 | 3-2 | 2-3 | 1-3 | 0-3 | W | L | Ratio | W | L | Ratio |
| 1 | USA | United States | 5 | 1 | 1 | 0 | 1 | 0 | 0 | 0 | 0 | 0 | 3 | 0 | MAX | 75 | 36 | 2.083 |
| 2 | GUA | Guatemala | 0 | 1 | 0 | 1 | 0 | 0 | 0 | 0 | 0 | 1 | 0 | 3 | | 36 | 75 | 0.480 |
| 3 | DOM | Dominican Republic | 0 | 0 | 0 | 0 | 0 | 0 | 0 | 0 | 0 | 0 | 0 | 0 | | 0 | 0 | |

Preliminary Round Group B

| Rk | Code | Team | Matches | | | | Results Details | | | | | | Sets | | | Points | | |
|----|------|-------------------|---------|---|---|---|-----------------|-----|-----|-----|-----|-----|------|---|-------|--------|----|-------|
| | | | Pts | T | W | L | 3-0 | 3-1 | 3-2 | 2-3 | 1-3 | 0-3 | W | L | Ratio | W | L | Ratio |
| 1 | TTO | Trinidad & Tobago | 5 | 1 | 1 | 0 | 1 | 0 | 0 | 0 | 0 | 0 | 3 | 0 | MAX | 75 | 48 | 1.563 |
| 2 | LCA | St. Lucia | 0 | 1 | 0 | 1 | 0 | 0 | 0 | 0 | 0 | 1 | 0 | 3 | | 48 | 75 | 0.640 |
| 3 | CAN | Canada | 0 | 0 | 0 | 0 | 0 | 0 | 0 | 0 | 0 | 0 | 0 | 0 | | 0 | 0 | |

Preliminary Round Group C

| Rk | Code | Team | Matches | | | | Results Details | | | | | | Sets | | | Points | | |
|----|------|-------------|---------|---|---|---|-----------------|-----|-----|-----|-----|-----|------|---|-------|--------|----|-------|
| | | | Pts | T | W | L | 3-0 | 3-1 | 3-2 | 2-3 | 1-3 | 0-3 | W | L | Ratio | W | L | Ratio |
| 1 | MEX | Mexico | 5 | 1 | 1 | 0 | 1 | 0 | 0 | 0 | 0 | 0 | 3 | 0 | MAX | 75 | 33 | 2.273 |
| 2 | CRC | Costa Rica | 4 | 1 | 1 | 0 | 0 | 1 | 0 | 0 | 0 | 0 | 3 | 1 | 3.000 | 98 | 81 | 1.210 |
| 3 | MQE | Martinique | 1 | 1 | 0 | 1 | 0 | 0 | 0 | 0 | 1 | 0 | 1 | 3 | 0.333 | 81 | 98 | 0.827 |
| 4 | VIN | St. Vincent | 0 | 1 | 0 | 1 | 0 | 0 | 0 | 0 | 0 | 1 | 0 | 3 | | 33 | 75 | 0.440 |





P-2 VOLLEYBALL • Match result



2017 NORCECA Senior Men's Continental Championship Preliminary Round Group B

Match: 1 **Date:** 9/26/2017 **Spectators:** 200
City: Colorado Springs CO
Hall: Main Competition Hall
Match duration: Start: 17:00 End: 18:06 Total: 1:06

| Teams | Sets | 1 | 2 | 3 | 4 | 5 | Total |
|---------------------|------|------|------|------|---|---|-------|
| TTO | 3 | 25 | 25 | 25 | | | 75 |
| LCA | 0 | 15 | 16 | 17 | | | 48 |
| Set duration | | 0:21 | 0:19 | 0:20 | | | 1:00 |

Referees: Josmer Perez (PUR) & Azad Hosein (CAN)

| TTO • Trinidad & Tobago | | 1 | 2 | 3 | 4 | 5 | Pts |
|-------------------------|-----------------------|---|---|---|---|---|-----|
| 2 | Nimrod Kevin (MB) | ■ | ■ | | | | 6 |
| 4 | L Grant Newton (L) | L | L | L | | | |
| 5 | Bushe Akim (OH) | | | □ | | | |
| 6 | Roberts Adriel (MB) | | | □ | | | |
| 7 | Phillip Marlon (OH) | ■ | ■ | ■ | | | 6 |
| 8 | Donald Kameron (S) | ■ | ■ | ■ | | | 3 |
| 9 | Williams Daniel (OH) | | | | □ | | 2 |
| 10 | Hoyte Mikheil (MB) | | | | | ■ | 5 |
| 11 | Stewart Ryan (OP) | ■ | ■ | ■ | | | 10 |
| 14 | Honore Marc (MB) | ■ | ■ | ■ | | | 6 |
| 15 | L Mohammed Joshua (L) | L | L | L | | | |
| 18 | Legall Brandon (OH) | ■ | ■ | ■ | | | 7 |
| 19 | Harry Enrique (OP) | | | | | □ | |

Coach: Morrison, Sean (TTO)
Assistant: Ottley, Tobias (TTO)

| LCA • St. Lucia | | 1 | 2 | 3 | 4 | 5 | Pts |
|-----------------|-------------------------|---|---|---|---|---|-----|
| 1 | Clercent Joseph (OH) | ■ | ■ | ■ | | | 14 |
| 2 | Louis Scott (OH) | | | | □ | | |
| 3 | Cesar Ocen (MB) | □ | ■ | ■ | | | 1 |
| 4 | Octave Gillan (OH) | □ | ■ | | | | |
| 5 | Eudoxie Darnel (OP) | ■ | ■ | ■ | | | 7 |
| 7 | Edmund Keson (OP) | | | | ■ | | 2 |
| 8 | Descartes Sheldon (MB) | ■ | | | | | 2 |
| 9 | Ferdinand Anfernee (MB) | ■ | ■ | ■ | | | 1 |
| 11 | Mongroo Servin (S) | ■ | ■ | ■ | | | |
| 12 | Leonce Levi (OH) | ■ | | | | | |
| 16 | L Leonce Mattheus (L) | L | L | L | | | |

Coach: Verdant, Terry (LCA)
Assistant: Morille, Jean (LCA)

TEAMS AND PLAYERS PERFORMANCES

| Won Pts | Total Atts | No Name | Scoring Skills | Won Pts | Total Atts | No Name |
|---------|------------|-----------------------|-------------------|---------|------------|------------------------|
| 34 | 59 | Total Team | | 19 | 58 | Total Team |
| 7 | 12 | 11 Stewart Ryan (OP) | Spike | 11 | 20 | 1 Clercent Joseph (OH) |
| 6 | 9 | 7 Phillip Marlon (OH) | | 4 | 16 | 5 Eudoxie Darnel (OP) |
| 6 | 21 | Total Team | Block | 6 | 23 | Total Team |
| 2 | 2 | 10 Hoyte Mikheil (MB) | | 3 | 4 | 5 Eudoxie Darnel (OP) |
| 1 | 2 | 2 Nimrod Kevin (MB) | | 1 | 2 | 7 Edmund Keson (OP) |
| 5 | 74 | Total Team | Serve | 2 | 50 | Total Team |
| 2 | 12 | 8 Donald Kameron (S) | | 2 | 13 | 1 Clercent Joseph (OH) |
| 2 | 15 | 11 Stewart Ryan (OP) | | | | |
| 30 | | Total Team | Opp. error | 21 | | Total Team |
| 75 | 154 | Total Team | Total | 48 | 131 | Total Team |

| | | | | | | |
|----|----|----------------------|--------------------|----|----|------------------------|
| 10 | 30 | 11 Stewart Ryan (OP) | Best Scorer | 14 | 37 | 1 Clercent Joseph (OH) |
|----|----|----------------------|--------------------|----|----|------------------------|

| Excellent | Total Atts | No Name | Non scoring Skills | Excellent | Total Atts | No Name |
|-----------|------------|-----------------------|-------------------------|-----------|------------|---------------------------|
| 11 | 14 | Total Team | | 8 | 15 | Total Team |
| 3 | 3 | 4 Grant Newton (L) | Dig | 2 | 3 | 9 Ferdinand Anfernee (MB) |
| 2 | 2 | 11 Stewart Ryan (OP) | | 2 | 5 | 16 Leonce Mattheus (L) |
| 20 | 50 | Total Team | Set | 5 | 57 | Total Team |
| 18 | 44 | 8 Donald Kameron (S) | | 5 | 51 | 11 Mongroo Servin (S) |
| 27 | 39 | Total Team | Reception | 30 | 63 | Total Team |
| 1 | 1 | 5 Bushe Akim (OH) | Success - Faults | 1 | 1 | 2 Louis Scott (OH) |
| 8 | 11 | 7 Phillip Marlon (OH) | # Attempts | 16 | 27 | 16 Leonce Mattheus (L) |

■ Starting line-up Pts = Points scored [nn] = Captain
□ Substitute Atts = Attempts L = Libero
Opp = Opponent





P-2 VOLLEYBALL • Match result



2017 NORCECA Senior Men's Continental Championship Preliminary Round Group C

Match: 2 **Date:** 9/26/2017 **Spectators:** 100
City: Colorado Springs, CO
Hall: Olympic Training Center
Match duration: Start: 17:00 End: 18:43 Total: 1:43

| Teams | Sets | 1 | 2 | 3 | 4 | 5 | Total |
|---------------------|----------|------|------|------|------|---|-------|
| CRC | 3 | 25 | 25 | 23 | 25 | | 98 |
| MQE | 1 | 19 | 16 | 25 | 21 | | 81 |
| Set duration | | 0:20 | 0:23 | 0:28 | 0:23 | | 1:34 |

Referees: Brian Charles (TTO) & Sherry Yearwood (BAR)

| CRC • Costa Rica | | 1 | 2 | 3 | 4 | 5 | Pts |
|------------------|--------------------------------|---|---|---|---|---|-----|
| 1 | L Chaves Rodriguez Luis (L) | L | L | L | L | | |
| 2 | Brown Jason (MB) | ■ | ■ | ■ | ■ | | 12 |
| 3 | Alvarez Julio (OH) | ■ | ■ | ■ | ■ | | 10 |
| 4 | Blanco Alberto (OH) | ■ | ■ | ■ | ■ | | 23 |
| 5 | Arroyo Valle Emanuel (OP) | | □ | | | | 2 |
| 7 | Araya Esteban (OP) | ■ | ■ | ■ | ■ | | 10 |
| 8 | Araya Andres (S) | ■ | ■ | ■ | ■ | | 5 |
| 9 | Estrada Duran Fabian A. (MB) | | | | | | |
| 10 | Gutierrez Luis Felipe (S) | | | □ | | □ | |
| 12 | Arias Obregon Christopher (OH) | | | | | □ | |
| 13 | Lopez Luis A. (MB) | ■ | ■ | ■ | ■ | | 5 |
| 15 | Chan Gamboa Luis Ricardo (OH) | | | □ | □ | | |

Coach: Acuna, Juan (CRC)
Assistant: Araya, Ignacio (CRC)

| MQE • Martinique | | 1 | 2 | 3 | 4 | 5 | Pts |
|------------------|-------------------------|---|---|---|---|---|-----|
| 1 | Alpha Gregory (OP) | ■ | ■ | ■ | ■ | | 9 |
| 2 | Christine Loris (S) | ■ | ■ | □ | | | 1 |
| 3 | Breleur Joann (OH) | | □ | ■ | ■ | | 12 |
| 4 | Toussay Raymond (MB) | | | | | | |
| 5 | Lefavre David (OH) | ■ | ■ | □ | □ | | 1 |
| 6 | L Eniona Tommy (L) | L | | | | | |
| 7 | Larcher Rodrigue (OH) | ■ | ■ | ■ | ■ | | 16 |
| 9 | Brigitte Jahel (MB) | ■ | ■ | | | | 1 |
| 10 | Tramis Mickael (S) | | | □ | ■ | ■ | |
| 12 | Eniona Bruno (MB) | | | □ | ■ | ■ | 5 |
| 13 | L Christine Aymeric (L) | L | L | L | L | | |
| 14 | Desert Nicolas (MB) | ■ | ■ | ■ | ■ | | 8 |

Coach: Erialc, Eddy (MQE)
Assistant: Rookuah, Dominique (MQE)

TEAMS AND PLAYERS PERFORMANCES

| Won Pts | Total Atts | No Name | Scoring Skills | Won Pts | Total Atts | No Name |
|-----------|------------|-----------------------------|--------------------|-----------|------------|--------------------------|
| 57 | 108 | Total Team | | 41 | 103 | Total Team |
| 19 | 32 | 4 Blanco Alberto (OH) | Spike | 14 | 29 | 7 Larcher Rodrigue (OH) |
| 10 | 21 | 3 Alvarez Julio (OH) | | 10 | 18 | 3 Breleur Joann (OH) |
| 5 | 24 | Total Team | Block | 8 | 21 | Total Team |
| 3 | 6 | 8 Araya Andres (S) | | 3 | 4 | 14 Desert Nicolas (MB) |
| 1 | 4 | 4 Blanco Alberto (OH) | | 2 | 3 | 7 Larcher Rodrigue (OH) |
| 5 | 97 | Total Team | Serve | 4 | 82 | Total Team |
| 3 | 18 | 4 Blanco Alberto (OH) | | 2 | 17 | 14 Desert Nicolas (MB) |
| 2 | 13 | 2 Brown Jason (MB) | | 2 | 12 | 3 Breleur Joann (OH) |
| 31 | | Total Team | Opp. error | 28 | | Total Team |
| 98 | 229 | Total Team | Total | 81 | 206 | Total Team |
| 23 | 54 | 4 Blanco Alberto (OH) | Best Scorer | 16 | 45 | 7 Larcher Rodrigue (OH) |
| Excellent | Total Atts | No Name | Non scoring Skills | Excellent | Total Atts | No Name |
| 32 | 39 | Total Team | | 25 | 46 | Total Team |
| 10 | 12 | 1 Chaves Rodriguez Luis (L) | Dig | 7 | 10 | 13 Christine Aymeric (L) |
| 8 | 10 | 7 Araya Esteban (OP) | | 6 | 6 | 3 Breleur Joann (OH) |
| 30 | 86 | Total Team | Set | 23 | 86 | Total Team |
| 29 | 78 | 8 Araya Andres (S) | | 17 | 57 | 10 Tramis Mickael (S) |
| 58 | 68 | Total Team | Reception | 67 | 83 | Total Team |
| 21 | 23 | 1 Chaves Rodriguez Luis (L) | Success - Faults | 17 | 19 | 3 Breleur Joann (OH) |
| 23 | 28 | 4 Blanco Alberto (OH) | # Attempts | 4 | 5 | 5 Lefavre David (OH) |

■ Starting line-up Pts = Points scored [nn] = Captain
□ Substitute Atts = Attempts L = Libero
Opp = Opponent





P-2 VOLLEYBALL • Match result



2017 NORCECA Senior Men's Continental Championship Preliminary Round Group A

Match: 3 **Date:** 9/26/2017 **Spectators:** 300
City: Colorado Springs, CO
Hall: Main Competition Hall
Match duration: Start: 19:00 End: 20:07 Total: 1:07

| Teams | Sets | 1 | 2 | 3 | 4 | 5 | Total |
|---------------------|----------|------|------|------|---|---|-------|
| USA | 3 | 25 | 25 | 25 | | | 75 |
| GUA | 0 | 12 | 14 | 10 | | | 36 |
| Set duration | | 0:20 | 0:22 | 0:19 | | | 1:01 |

Referees: Josmer Perez (PUR) & Azad Hosein (CAN)

| USA • United States | | 1 | 2 | 3 | 4 | 5 | Pts |
|---------------------|-----------------------|---|---|---|---|---|-----|
| 1 | Anderson Matthew (OP) | ■ | ■ | ■ | | | 16 |
| 2 | Russell Aaron (OH) | ■ | ■ | ■ | | | 14 |
| 3 | Sander Taylor (OH) | ■ | ■ | ■ | | | 10 |
| 4 | Stahl Mitchell (MB) | □ | | □ | | | 1 |
| 7 | Shoji Kawika (S) | | | | □ | | |
| 10 | Jaeschke Thomas (OH) | | | | | | |
| 11 | Christenson Micah (S) | ■ | ■ | ■ | | | |
| 13 | McDonnell Daniel (MB) | ■ | ■ | ■ | | | 4 |
| 14 | Patch Benjamin (OP) | | | | | | |
| 15 | Clark Carson (OP) | | | | | | |
| 17 | Holt Maxwell (MB) | | | | | | |
| 20 | Smith David (MB) | ■ | ■ | ■ | | | 8 |
| 21 | L Watten Dustin (L) | | | | | | |
| 22 | L Shoji Erik (L) | | L | L | L | | |

Coach: Speraw, John (USA)
Assistant: Neilson, Robert (USA)

| GUA • Guatemala | | 1 | 2 | 3 | 4 | 5 | Pts |
|-----------------|--|---|---|---|---|---|-----|
| 2 | Lopez Santiago Carlos Fernando (OH) | | □ | ■ | | | 1 |
| 3 | Chacon Pelaez Wagner Arnulfo (OH) | ■ | ■ | ■ | | | 1 |
| 5 | Flores Diaz Erik Gerardo (OP) | ■ | ■ | ■ | | | 5 |
| 6 | Pineda Fuentes Edras Amed (MB) | | | □ | | | |
| 7 | Ruano Poron Adan Andree (S) | | □ | | □ | | |
| 8 | L Santa Cruz Molina Luis Fernando (L) | | | | L | | |
| 11 | Leonardo Blanco Andy Alexis (MB) | ■ | ■ | ■ | | | 5 |
| 12 | L Pineda Lopez Tirso Ivan (L) | | L | L | L | | |
| 13 | Colindres Ipina Erick Noel (MB) | | | | | □ | |
| 14 | Chinchilla Franco Brandon Arnoldo (OH) | ■ | ■ | | | | |
| 15 | Aragon Lopez Leonel Antonio (MB) | ■ | ■ | ■ | | | 5 |
| 16 | Gonzalez Paz Gerardo Antonio (S) | ■ | ■ | ■ | | | 1 |

Coach: Dominguez, Julio (GUA)
Assistant: Grant, Kenneth (GUA)

TEAMS AND PLAYERS PERFORMANCES

| Won Pts | Total Atts | No Name |
|-----------|------------|-------------------------|
| 35 | 46 | Total Team |
| 12 | 14 | 1 Anderson Matthew (OP) |
| 8 | 10 | 2 Russell Aaron (OH) |
| 5 | 13 | Total Team |
| 1 | 1 | 3 Sander Taylor (OH) |
| 1 | 3 | 1 Anderson Matthew (OP) |
| 13 | 73 | Total Team |
| 5 | 16 | 2 Russell Aaron (OH) |
| 3 | 10 | 1 Anderson Matthew (OP) |
| 22 | | Total Team |
| 75 | 132 | Total Team |

| Scoring Skills |
|-------------------|
| Spike |
| Block |
| Serve |
| Opp. error |
| Total |

| Won Pts | Total Atts | No Name |
|-----------|------------|----------------------------|
| 16 | 50 | Total Team |
| 5 | 7 | 5 Flores Diaz Erik Gerardo |
| 5 | 15 | 11 Leonardo Blanco Andy |
| 2 | 13 | Total Team |
| 2 | 6 | 15 Aragon Lopez Leonel |
| 0 | 38 | Total Team |
| 18 | | Total Team |
| 36 | 101 | Total Team |

| Excellent | Total Atts | No Name |
|-----------|------------|--------------------------|
| 16 | 21 | Total Team |
| 4 | 6 | 1 Anderson Matthew (OP) |
| 3 | 5 | 11 Christenson Micah (S) |
| 21 | 40 | Total Team |
| 21 | 34 | 11 Christenson Micah (S) |
| 21 | 28 | Total Team |
| 14 | 15 | 22 Shoji Erik (L) |
| 4 | 6 | 2 Russell Aaron (OH) |

| Non scoring Skills |
|--------------------|
| Dig |
| Set |
| Reception |
| Success - Faults |
| # Attempts |

| Excellent | Total Atts | No Name |
|-----------|------------|--------------------------------|
| 5 | 16 | Total Team |
| 2 | 6 | 16 Gonzalez Paz Gerardo |
| 1 | 1 | 3 Chacon Pelaez Wagner |
| 8 | 47 | Total Team |
| 7 | 29 | 16 Gonzalez Paz Gerardo |
| 21 | 58 | Total Team |
| 7 | 13 | 3 Chacon Pelaez Wagner |
| 8 | 19 | 12 Pineda Lopez Tirso Ivan (L) |

■ Starting line-up Pts = Points scored [nn] = Captain
□ Substitute Atts = Attempts L = Libero
Opp = Opponent

Name game jury president:

Signature:





P-2 VOLLEYBALL • Match result



2017 NORCECA Senior Men's Continental Championship Preliminary Round Group C

Match: 4 **Date:** 9/26/2017 **Spectators:** 100
City: Colorado Springs, CO
Hall: Olympic Training Center
Match duration: Start: 19:17 End: 20:15 Total: 0:58

| Teams | Sets | 1 | 2 | 3 | 4 | 5 | Total |
|---------------------|----------|------|------|------|---|---|-------|
| MEX | 3 | 25 | 25 | 25 | | | 75 |
| VIN | 0 | 7 | 16 | 10 | | | 33 |
| Set duration | | 0:16 | 0:19 | 0:17 | | | 0:52 |

Referees: Yury Ramirez (DOM) & Gerardo Cifuentes (GUA)

| MEX • Mexico | | 1 | 2 | 3 | 4 | 5 | Pts |
|--------------|-------------------------------|---|---|---|---|---|-----|
| 1 | Vargas Daniel (OP) | ■ | | | | ■ | 5 |
| 2 | Ceballos Pedro (S) | □ | □ | □ | | | |
| 3 | Garay Nava Ridl Alexis (OP) | □ | ■ | | | | 4 |
| 4 | Ruiz De la Cruz Gonzalo (OH) | ■ | ■ | ■ | | | 10 |
| 5 | L Rangel Jesus (L) | L | L | | | | |
| 7 | Quinones Jazo Jorge (OH) | | □ | | | | 2 |
| 8 | Cruz Mendoza Gabriel (MB) | ■ | ■ | | | | 2 |
| 10 | Rangel Pedro (S) | ■ | ■ | ■ | | | 4 |
| 11 | Barajas Jorge (OH) | ■ | ■ | ■ | | | 14 |
| 12 | Martinez Jose (MB) | ■ | ■ | ■ | | | 4 |
| 14 | Martinez Garcia Jonathan (MB) | □ | | ■ | | | 5 |
| 17 | Orellana Nestor (OP) | | | □ | □ | | |
| 18 | L Martinez Alan Gabriel (L) | L | L | L | | | |
| 20 | Duarte Juan (OH) | □ | □ | | | | 2 |

Coach: Azair, Jorge Miguel (MEX)
Assistant: Delgado, Adrian (MEX)

| VIN • St. Vincent | | 1 | 2 | 3 | 4 | 5 | Pts |
|-------------------|--------------------------|---|---|---|---|---|-----|
| 1 | L Martin Jad (L) | L | L | L | | | |
| 2 | Lee Kemaul (OH) | ■ | ■ | ■ | | | 5 |
| 3 | Welcome Delshun (OP) | | | | | | |
| 4 | Small Jahmal (S) | ■ | ■ | ■ | | | 1 |
| 5 | Thomas Marcus (MB) | ■ | ■ | ■ | | | 2 |
| 6 | Franklyn Asmond (OH) | ■ | ■ | ■ | | | 2 |
| 9 | Quashie Deandre (MB) | | | | | | |
| 10 | Franklyn Ronaldo (OP) | ■ | ■ | ■ | | | 5 |
| 11 | Cumberbatch Cluewan (MB) | ■ | ■ | ■ | | | 1 |

Coach: Burke, Brian (VIN)
Assistant:

TEAMS AND PLAYERS PERFORMANCES

| Won Pts | Total Atts | No Name | Scoring Skills | Won Pts | Total Atts | No Name |
|-----------|------------|---------------------------|-------------------|-----------|------------|--------------------------|
| 32 | 44 | Total Team | | 14 | 39 | Total Team |
| 8 | 11 | 11 Barajas Jorge (OH) | Spike | 5 | 13 | 10 Franklyn Ronaldo (OP) |
| 5 | 5 | 4 Ruiz De la Cruz Gonzalo | | 4 | 9 | 2 Lee Kemaul (OH) |
| 4 | 8 | Total Team | Block | 1 | 13 | Total Team |
| 2 | 2 | 12 Martinez Jose (MB) | | 1 | 5 | 2 Lee Kemaul (OH) |
| 1 | 1 | 11 Barajas Jorge (OH) | Serve | 1 | 35 | Total Team |
| 16 | 73 | Total Team | | 1 | 5 | 6 Franklyn Asmond (OH) |
| 5 | 17 | 11 Barajas Jorge (OH) | Opp. error | 17 | | Total Team |
| 5 | 8 | 4 Ruiz De la Cruz Gonzalo | Total | 33 | 87 | Total Team |
| 23 | | Total Team | | | | |
| 75 | 125 | Total Team | | | | |

| | | | | | | |
|----|----|-----------------------|--------------------|---|----|-------------------|
| 14 | 29 | 11 Barajas Jorge (OH) | Best Scorer | 5 | 19 | 2 Lee Kemaul (OH) |
|----|----|-----------------------|--------------------|---|----|-------------------|

| Excellent | Total Atts | No Name | Non scoring Skills | Excellent | Total Atts | No Name |
|-----------|------------|------------------------------|-------------------------|-----------|------------|------------------------|
| 10 | 12 | Total Team | | 4 | 9 | Total Team |
| 3 | 3 | 12 Martinez Jose (MB) | Dig | 2 | 4 | 4 Small Jahmal (S) |
| 2 | 2 | 18 Martinez Alan Gabriel (L) | | 1 | 1 | 1 Martin Jad (L) |
| 11 | 36 | Total Team | Set | 5 | 31 | Total Team |
| 8 | 30 | 10 Rangel Pedro (S) | | 4 | 30 | 4 Small Jahmal (S) |
| 23 | 27 | Total Team | Reception | 27 | 57 | Total Team |
| 5 | 5 | 4 Ruiz De la Cruz Gonzalo | <u>Success - Faults</u> | 3 | 6 | 6 Franklyn Asmond (OH) |
| 2 | 2 | 7 Quinones Jazo Jorge (OH) | <u># Attempts</u> | 13 | 25 | 1 Martin Jad (L) |

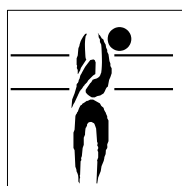

■ Starting line-up Pts = Points scored [nn] = Captain
□ Substitute Atts = Attempts L = Libero
Opp = Opponent





P-5 VOLLEYBALL • Players ranking by skills

2017 NORCECA Senior Men's Continental Championship



Best Scorers

| Rk | No | Name | Team | Spike | Block | Serve | Total |
|-------------------------|----|----------------------------------|------|------------|-----------|-----------|------------|
| 1 | 4 | Blanco Alberto (OH) | CRC | 19 | 1 | 3 | 23 |
| 2 | 1 | Anderson Matthew (OP) | USA | 12 | 1 | 3 | 16 |
| 2 | 7 | Larcher Rodrigue (OH) | MQE | 14 | 2 | 0 | 16 |
| 4 | 1 | Clercent Joseph (OH) | LCA | 11 | 1 | 2 | 14 |
| 4 | 2 | Russell Aaron (OH) | USA | 8 | 1 | 5 | 14 |
| 4 | 11 | Barajas Jorge (OH) | MEX | 8 | 1 | 5 | 14 |
| 7 | 2 | Brown Jason (MB) | CRC | 10 | 0 | 2 | 12 |
| 7 | 3 | Breleur Joann (OH) | MQE | 10 | 0 | 2 | 12 |
| 9 | 11 | Stewart Ryan (OP) | TTO | 7 | 1 | 2 | 10 |
| 9 | 3 | Sander Taylor (OH) | USA | 7 | 1 | 2 | 10 |
| 9 | 4 | Ruiz De la Cruz Gonzalo (OH) | MEX | 5 | 0 | 5 | 10 |
| 9 | 3 | Alvarez Julio (OH) | CRC | 10 | 0 | 0 | 10 |
| 9 | 7 | Araya Esteban (OP) | CRC | 10 | 0 | 0 | 10 |
| 14 | 1 | Alpha Gregory (OP) | MQE | 8 | 1 | 0 | 9 |
| 15 | 20 | Smith David (MB) | USA | 6 | 1 | 1 | 8 |
| 15 | 14 | Desert Nicolas (MB) | MQE | 3 | 3 | 2 | 8 |
| 17 | 18 | Legall Brandon (OH) | TTO | 6 | 0 | 1 | 7 |
| 17 | 5 | Eudoxie Darnel (OP) | LCA | 4 | 3 | 0 | 7 |
| 19 | 7 | Phillip Marlon (OH) | TTO | 6 | 0 | 0 | 6 |
| 19 | 2 | Nimrod Kevin (MB) | TTO | 5 | 1 | 0 | 6 |
| 19 | 14 | Honore Marc (MB) | TTO | 5 | 1 | 0 | 6 |
| 22 | 10 | Franklyn Ronaldo (OP) | VIN | 5 | 0 | 0 | 5 |
| 22 | 14 | Martinez Garcia Jonathan (MB) | MEX | 5 | 0 | 0 | 5 |
| 22 | 5 | Flores Diaz Erik Gerardo (OP) | GUA | 5 | 0 | 0 | 5 |
| 22 | 11 | Leonardo Blanco Andy Alexis (MB) | GUA | 5 | 0 | 0 | 5 |
| 22 | 2 | Lee Kemaul (OH) | VIN | 4 | 1 | 0 | 5 |
| 22 | 1 | Vargas Daniel (OP) | MEX | 4 | 0 | 1 | 5 |
| 22 | 10 | Hoyte Mikheil (MB) | TTO | 3 | 2 | 0 | 5 |
| 22 | 15 | Aragon Lopez Leonel Antonio (MB) | GUA | 3 | 2 | 0 | 5 |
| 22 | 13 | Lopez Luis A. (MB) | CRC | 4 | 1 | 0 | 5 |
| 22 | 12 | Eniona Bruno (MB) | MQE | 4 | 1 | 0 | 5 |
| 22 | 8 | Araya Andres (S) | CRC | 2 | 3 | 0 | 5 |
| 33 | 3 | Garay Nava Ridl Alexis (OP) | MEX | 3 | 0 | 1 | 4 |
| 33 | 12 | Martinez Jose (MB) | MEX | 2 | 2 | 0 | 4 |
| 33 | 13 | McDonnell Daniel (MB) | USA | 2 | 1 | 1 | 4 |
| 33 | 10 | Rangel Pedro (S) | MEX | 0 | 0 | 4 | 4 |
| 37 | 8 | Donald Kameron (S) | TTO | 0 | 1 | 2 | 3 |
| 38 | 9 | Williams Daniel (OH) | TTO | 2 | 0 | 0 | 2 |
| 38 | 5 | Thomas Marcus (MB) | VIN | 2 | 0 | 0 | 2 |
| 38 | 7 | Quinones Jazo Jorge (OH) | MEX | 2 | 0 | 0 | 2 |
| 38 | 20 | Duarte Juan (OH) | MEX | 2 | 0 | 0 | 2 |
| 38 | 8 | Cruz Mendoza Gabriel (MB) | MEX | 1 | 1 | 0 | 2 |
| 38 | 7 | Edmund Keson (OP) | LCA | 1 | 1 | 0 | 2 |
| 38 | 8 | Descartes Sheldon (MB) | LCA | 1 | 1 | 0 | 2 |
| 38 | 6 | Franklyn Asmond (OH) | VIN | 1 | 0 | 1 | 2 |
| 38 | 5 | Arroyo Valle Emanuel (OP) | CRC | 2 | 0 | 0 | 2 |
| 47 | 4 | Small Jahmal (S) | VIN | 1 | 0 | 0 | 1 |
| 47 | 11 | Cumberbatch Cluevvan (MB) | VIN | 1 | 0 | 0 | 1 |
| 47 | 3 | Cesar Ocen (MB) | LCA | 1 | 0 | 0 | 1 |
| 47 | 9 | Ferdinand Anfernee (MB) | LCA | 1 | 0 | 0 | 1 |
| Total tournament | | | | 248 | 37 | 46 | 331 |





P-5 VOLLEYBALL • Players ranking by skills

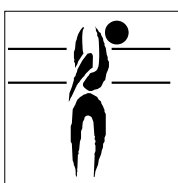
2017 NORCECA Senior Men's Continental Championship



Best Spikers

Limit: 15.00%

| Rk | No | Name | Team | Spikes | Faults | Shots | Total Attempts | Succ. % |
|-------------------------|----|-----------------------|------|--------|--------|-------|----------------|---------|
| 1 | 1 | Anderson Matthew (OP) | USA | 12 | 1 | 1 | 14 | 85.71 |
| 2 | 2 | Russell Aaron (OH) | USA | 8 | - | 2 | 10 | 80.00 |
| 3 | 11 | Barajas Jorge (OH) | MEX | 8 | 2 | 1 | 11 | 72.73 |
| 4 | 3 | Sander Taylor (OH) | USA | 7 | 2 | 1 | 10 | 70.00 |
| 5 | 7 | Phillip Marlon (OH) | TTO | 6 | 2 | 1 | 9 | 66.67 |
| 6 | 4 | Blanco Alberto (OH) | CRC | 19 | 6 | 7 | 32 | 59.38 |
| 7 | 7 | Araya Esteban (OP) | CRC | 10 | 3 | 4 | 17 | 58.82 |
| 8 | 11 | Stewart Ryan (OP) | TTO | 7 | 2 | 3 | 12 | 58.33 |
| 9 | 2 | Brown Jason (MB) | CRC | 10 | 4 | 4 | 18 | 55.56 |
| 9 | 3 | Breleur Joann (OH) | MQE | 10 | 4 | 4 | 18 | 55.56 |
| Total Tournament | | | | 248 | 104 | 155 | 507 | 48.92 |



Best Blockers

| Rk | No | Name | Team | Kill Blocks | Faults | Rebounds | Total Attempts | Avg. by set |
|-------------------------|----|----------------------------------|------|-------------|--------|----------|----------------|-------------|
| 1 | 5 | Eudoxie Darnel (OP) | LCA | 3 | - | 1 | 4 | 1.00 |
| 2 | 14 | Desert Nicolas (MB) | MQE | 3 | - | 1 | 4 | 0.75 |
| 3 | 8 | Araya Andres (S) | CRC | 3 | 3 | - | 6 | 0.75 |
| 4 | 10 | Hoyte Mikheil (MB) | TTO | 2 | - | - | 2 | 0.67 |
| 4 | 12 | Martinez Jose (MB) | MEX | 2 | - | - | 2 | 0.67 |
| 6 | 15 | Aragon Lopez Leonel Antonio (MB) | GUA | 2 | 3 | 1 | 6 | 0.67 |
| 7 | 7 | Larcher Rodrigue (OH) | MQE | 2 | 1 | - | 3 | 0.50 |
| 8 | 3 | Sander Taylor (OH) | USA | 1 | - | - | 1 | 0.33 |
| 8 | 11 | Barajas Jorge (OH) | MEX | 1 | - | - | 1 | 0.33 |
| 10 | 1 | Anderson Matthew (OP) | USA | 1 | 1 | 1 | 3 | 0.33 |
| Total Tournament | | | | 37 | 87 | 12 | 136 | 2.85 |



Best Servers


| Rk | No | Name | Team | Aces | Faults | Serve Hits | Total Attempts | Avg. by set |
|-------------------------|----|------------------------------|------|------|--------|------------|----------------|-------------|
| 1 | 11 | Barajas Jorge (OH) | MEX | 5 | 2 | 10 | 17 | 1.67 |
| 2 | 4 | Ruiz De la Cruz Gonzalo (OH) | MEX | 5 | 1 | 2 | 8 | 1.67 |
| 3 | 2 | Russell Aaron (OH) | USA | 5 | 3 | 8 | 16 | 1.67 |
| 4 | 10 | Rangel Pedro (S) | MEX | 4 | 4 | 10 | 18 | 1.33 |
| 5 | 1 | Anderson Matthew (OP) | USA | 3 | 2 | 5 | 10 | 1.00 |
| 6 | 4 | Blanco Alberto (OH) | CRC | 3 | 4 | 11 | 18 | 0.75 |
| 7 | 8 | Donald Kameron (S) | TTO | 2 | 1 | 9 | 12 | 0.67 |
| 8 | 3 | Sander Taylor (OH) | USA | 2 | 3 | 11 | 16 | 0.67 |
| 9 | 1 | Clercent Joseph (OH) | LCA | 2 | 3 | 8 | 13 | 0.67 |
| 10 | 11 | Stewart Ryan (OP) | TTO | 2 | 4 | 9 | 15 | 0.67 |
| Total Tournament | | | | 46 | 98 | 378 | 522 | 3.54 |






P-5 VOLLEYBALL • Players ranking by skills

2017 NORCECA Senior Men's Continental Championship



Best Diggers

| Rk | No | Name | Team | Digs | Faults | Receptions | Total Attempts | Avg. by set |
|-------------------------|----|---------------------------|------|------|--------|------------|----------------|-------------|
| 1 | 1 | Chaves Rodriguez Luis (L) | CRC | 10 | 2 | - | 12 | 2.50 |
| 2 | 7 | Araya Esteban (OP) | CRC | 8 | 1 | 1 | 10 | 2.00 |
| 3 | 13 | Christine Aymeric (L) | MQE | 7 | 2 | 1 | 10 | 1.75 |
| 4 | 3 | Breleur Joann (OH) | MQE | 6 | - | - | 6 | 1.50 |
| 5 | 1 | Anderson Matthew (OP) | USA | 4 | 2 | - | 6 | 1.33 |
| 6 | 3 | Alvarez Julio (OH) | CRC | 4 | - | - | 4 | 1.00 |
| 6 | 4 | Grant Newton (L) | TTO | 3 | - | - | 3 | 1.00 |
| 6 | 12 | Martinez Jose (MB) | MEX | 3 | - | - | 3 | 1.00 |
| 9 | 8 | Araya Andres (S) | CRC | 4 | 1 | - | 5 | 1.00 |
| 10 | 11 | Christenson Micah (S) | USA | 3 | 2 | - | 5 | 1.00 |
| Total Tournament | | | | 111 | 58 | 3 | 172 | 8.54 |



Best Setters

| Rk | No | Name | Team | Running Sets | Faults | Still Sets | Total Attempts | Avg. by set |
|-------------------------|----|----------------------------------|------|--------------|--------|------------|----------------|-------------|
| 1 | 8 | Araya Andres (S) | CRC | 29 | 2 | 47 | 78 | 7.25 |
| 2 | 11 | Christenson Micah (S) | USA | 21 | - | 13 | 34 | 7.00 |
| 3 | 8 | Donald Kameron (S) | TTO | 18 | 1 | 25 | 44 | 6.00 |
| 4 | 10 | Tramis Mickael (S) | MQE | 17 | 1 | 39 | 57 | 4.25 |
| 5 | 10 | Rangel Pedro (S) | MEX | 8 | - | 22 | 30 | 2.67 |
| 6 | 16 | Gonzalez Paz Gerardo Antonio (S) | GUA | 7 | 2 | 20 | 29 | 2.33 |
| 7 | 11 | Mongroo Servin (S) | LCA | 5 | 3 | 43 | 51 | 1.67 |
| 8 | 2 | Christine Loris (S) | MQE | 6 | - | 18 | 24 | 1.50 |
| 9 | 4 | Small Jahmal (S) | VIN | 4 | 5 | 21 | 30 | 1.33 |
| 10 | 2 | Ceballos Pedro (S) | MEX | 3 | - | 3 | 6 | 1.00 |
| Total Tournament | | | | 123 | 21 | 289 | 433 | 9.46 |



Best Receivers

Limit: 20.00%


| Rk | No | Name | Team | Excellents | Faults | Serve Receptions | Total Attempts | Eff. % |
|-------------------------|----|---------------------------|------|------------|--------|------------------|----------------|--------|
| 1 | 22 | Shoji Erik (L) | USA | 14 | - | 1 | 15 | 93.33 |
| 2 | 1 | Chaves Rodriguez Luis (L) | CRC | 21 | - | 2 | 23 | 91.30 |
| 3 | 3 | Breleur Joann (OH) | MQE | 17 | - | 2 | 19 | 89.47 |
| 4 | 18 | Martinez Alan Gabriel (L) | MEX | 6 | - | 1 | 7 | 85.71 |
| 5 | 13 | Christine Aymeric (L) | MQE | 31 | 3 | 3 | 37 | 75.68 |
| 6 | 7 | Phillip Marlon (OH) | TTO | 8 | - | 3 | 11 | 72.73 |
| 7 | 4 | Blanco Alberto (OH) | CRC | 23 | 3 | 2 | 28 | 71.43 |
| 8 | 3 | Alvarez Julio (OH) | CRC | 14 | 2 | 1 | 17 | 70.59 |
| 9 | 15 | Mohammed Joshua (L) | TTO | 8 | 1 | 2 | 11 | 63.64 |
| 10 | 5 | Rangel Jesus (L) | MEX | 6 | 1 | 1 | 8 | 62.50 |
| Total Tournament | | | | 274 | 55 | 94 | 423 | 51.77 |





P-5 VOLLEYBALL • Players ranking by skills

2017 NORCECA Senior Men's Continental Championship



Best Liberos

| Rk | No | Name | Team | Excellents | Faults | In play | Total attempts | Avg. by set |
|----|----|-----------------------------|------|------------|--------|---------|----------------|-------------|
| 1 | 13 | Christine Aymeric (L) | MQE | 38 | 5 | 4 | 47 | 9.50 |
| 2 | 1 | Chaves Rodriguez Luis (L) | CRC | 31 | 2 | 2 | 35 | 7.75 |
| 3 | 16 | Leonce Mattheus (L) | LCA | 18 | 5 | 9 | 32 | 6.00 |
| 4 | 22 | Shoji Erik (L) | USA | 16 | | 1 | 17 | 5.33 |
| 5 | 1 | Martin Jad (L) | VIN | 14 | 7 | 5 | 26 | 4.67 |
| 6 | 12 | Pineda Lopez Tirso Ivan (L) | GUA | 9 | 4 | 9 | 22 | 3.00 |
| 7 | 18 | Martinez Alan Gabriel (L) | MEX | 8 | | 1 | 9 | 2.67 |
| 8 | 15 | Mohammed Joshua (L) | TTO | 8 | 2 | 2 | 12 | 2.67 |
| 9 | 6 | Eniona Tommy (L) | MQE | 9 | 3 | 2 | 14 | 2.25 |
| 10 | 5 | Rangel Jesus (L) | MEX | 6 | 1 | 1 | 8 | 2.00 |





P-6 VOLLEYBALL • Teams ranking by skills

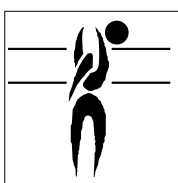
2017 NORCECA Senior Men's Continental Championship



Best Spikers

Limit: 15.00%

| Rk | Team | Spikes | Faults | Shots | Total Attempts | Succ. % |
|-------------------------|-----------------------|--------|--------|-------|----------------|---------|
| 1 | USA United States | 35 | 4 | 7 | 46 | 76.09 |
| 2 | MEX Mexico | 32 | 3 | 9 | 44 | 72.73 |
| 3 | TTO Trinidad & Tobago | 34 | 11 | 14 | 59 | 57.63 |
| 4 | CRC Costa Rica | 57 | 18 | 33 | 108 | 52.78 |
| 5 | MQE Martinique | 41 | 20 | 42 | 103 | 39.81 |
| 6 | VIN St. Vincent | 14 | 13 | 12 | 39 | 35.90 |
| 7 | LCA St. Lucia | 19 | 21 | 18 | 58 | 32.76 |
| 8 | GUA Guatemala | 16 | 14 | 20 | 50 | 32.00 |
| Total Tournament | | 248 | 104 | 155 | 507 | 48.92 |



Best Blockers

| Rk | Team | Kill Blocks | Faults | Rebounds | Total Attempts | Avg. by set |
|-------------------------|-----------------------|-------------|--------|----------|----------------|-------------|
| 1 | MQE Martinique | 8 | 12 | 1 | 21 | 2.00 |
| 1 | TTO Trinidad & Tobago | 6 | 14 | 1 | 21 | 2.00 |
| 1 | LCA St. Lucia | 6 | 16 | 1 | 23 | 2.00 |
| 4 | USA United States | 5 | 6 | 2 | 13 | 1.67 |
| 5 | MEX Mexico | 4 | 3 | 1 | 8 | 1.33 |
| 6 | CRC Costa Rica | 5 | 16 | 3 | 24 | 1.25 |
| 7 | GUA Guatemala | 2 | 10 | 1 | 13 | 0.67 |
| 8 | VIN St. Vincent | 1 | 10 | 2 | 13 | 0.33 |
| Total Tournament | | 37 | 87 | 12 | 136 | 2.85 |



Best Servers


| Rk | Team | Aces | Faults | Serve Hits | Total Attempts | Avg. by set |
|-------------------------|-----------------------|------|--------|------------|----------------|-------------|
| 1 | MEX Mexico | 16 | 16 | 41 | 73 | 5.33 |
| 2 | USA United States | 13 | 15 | 45 | 73 | 4.33 |
| 3 | TTO Trinidad & Tobago | 5 | 11 | 58 | 74 | 1.67 |
| 4 | CRC Costa Rica | 5 | 14 | 78 | 97 | 1.25 |
| 5 | MQE Martinique | 4 | 14 | 64 | 82 | 1.00 |
| 6 | LCA St. Lucia | 2 | 10 | 38 | 50 | 0.67 |
| 7 | VIN St. Vincent | 1 | 8 | 26 | 35 | 0.33 |
| 8 | GUA Guatemala | - | 10 | 28 | 38 | |
| Total Tournament | | 46 | 98 | 378 | 522 | 3.54 |






P-6 VOLLEYBALL • Teams ranking by skills

2017 NORCECA Senior Men's Continental Championship



Best Diggers

| Rk | Team | Digs | Faults | Receptions | Total Attempts | Avg. by set |
|-------------------------|-----------------------|------|--------|------------|----------------|-------------|
| 1 | CRC Costa Rica | 32 | 6 | 1 | 39 | 8.00 |
| 2 | MQE Martinique | 25 | 20 | 1 | 46 | 6.25 |
| 3 | USA United States | 16 | 5 | - | 21 | 5.33 |
| 4 | TTO Trinidad & Tobago | 11 | 3 | - | 14 | 3.67 |
| 5 | MEX Mexico | 10 | 2 | - | 12 | 3.33 |
| 6 | LCA St. Lucia | 8 | 7 | - | 15 | 2.67 |
| 7 | GUA Guatemala | 5 | 11 | - | 16 | 1.67 |
| 8 | VIN St. Vincent | 4 | 4 | 1 | 9 | 1.33 |
| Total Tournament | | 111 | 58 | 3 | 172 | 8.54 |



Best Setters

| Rk | Team | Running Sets | Faults | Still Sets | Total Attempts | Avg. by set |
|-------------------------|-----------------------|--------------|--------|------------|----------------|-------------|
| 1 | CRC Costa Rica | 30 | 2 | 54 | 86 | 7.50 |
| 2 | USA United States | 21 | 2 | 17 | 40 | 7.00 |
| 3 | TTO Trinidad & Tobago | 20 | 2 | 28 | 50 | 6.67 |
| 4 | MQE Martinique | 23 | 3 | 60 | 86 | 5.75 |
| 5 | MEX Mexico | 11 | - | 25 | 36 | 3.67 |
| 6 | GUA Guatemala | 8 | 3 | 36 | 47 | 2.67 |
| 7 | LCA St. Lucia | 5 | 4 | 48 | 57 | 1.67 |
| 7 | VIN St. Vincent | 5 | 5 | 21 | 31 | 1.67 |
| Total Tournament | | 123 | 21 | 289 | 433 | 9.46 |



Best Receivers

Limit: 20.00%

| Rk | Team | Excellents | Faults | Serve Receptions | Total Attempts | Eff. % |
|-------------------------|-----------------------|------------|--------|------------------|----------------|--------|
| 1 | MEX Mexico | 23 | 1 | 3 | 27 | 81.48 |
| 2 | CRC Costa Rica | 58 | 5 | 5 | 68 | 77.94 |
| 3 | MQE Martinique | 67 | 5 | 11 | 83 | 74.70 |
| 4 | USA United States | 21 | 3 | 4 | 28 | 64.29 |
| 5 | TTO Trinidad & Tobago | 27 | 3 | 9 | 39 | 61.54 |
| 6 | LCA St. Lucia | 30 | 6 | 27 | 63 | 38.10 |
| 7 | VIN St. Vincent | 27 | 18 | 12 | 57 | 15.79 |
| 8 | GUA Guatemala | 21 | 14 | 23 | 58 | 12.07 |
| Total Tournament | | 274 | 55 | 94 | 423 | 51.77 |





NORCECA Men's Continental Championship Opens Without Upsets on Day 1

Colorado Springs, Colorado, USA (September 26, 2017) – The NORCECA Men's Continental Championship opened Tuesday at the U.S. Olympic Training Center in Colorado Springs with host United States, Mexico, Costa Rica and Trinidad & Tobago earning victories in the 2018 FIVB World Championship qualification tournament.

The top three teams in the 10-team field earn berths into the World Championship, while the top two teams in a second NORCECA qualifier held later this fall round out NORCECA's five vacancies into the world event.

Match #1: Trinidad & Tobago 3, St. Lucia 0

Trinidad & Tobago used strong serving to defeat St. Lucia 25-15, 25-16, 25-17 on Tuesday in the opening pool play match of the NORCECA Men's Continental Championship at the U.S. Olympic Training Center.

Trinidad & Tobago was led by opposite Ryan Stewart, who had 10 points on seven kills, one block and two aces. Trinidad & Tobago put together several strong serving runs to pull ahead in each set. Middle blocker Marc Honore was a particularly consistent server.

St. Lucia was led by outside hitter Joseph Clercent who scored 14 points on 11 kills, one block and two aces.

Trinidad & Tobago led St. Lucia in kills (34-19) and aces (5-2) while the teams tied in blocks (6-6). Trinidad & Tobago scored on 30 errors by St. Lucia while committing 21.

Match #2: Costa Rica 3, Martinique 1

Costa Rica opened the 2017 NORCECA Men's Continental Championship with a 25-19, 25-16, 23-25, 25-21 victory over Martinique on Tuesday evening at the U.S. Olympic Training Center in Colorado Springs, Colorado.

Alberto Blanco led Costa Rica with 23 points, while Jason Brown totaled 12 points. Julio Alvarez and Estaban Araya each carried 10 points.

Martinique, playing its first-ever NORCECA Men's Continental Championship, was paced by Rodrigue Larcher's 16 points and Joann Breleur added 12 points.

Costa Rica held a commanding 57-41 margin in kills, in addition to a 5-4 edge in aces. Martinique won the battle at the net with an 8-5 block margin.

Match #3: United States 3, Guatemala 0

The United States had little trouble defeating Guatemala 25-12, 25-14, 25-10 in their opening pool play match on Tuesday at the NORCECA Men's Continental Championship at the U.S. Olympic Training Center.

U.S. opposite Matt Anderson led all scorers with 16 points on a match-high 12 kills, one block and three aces. Outside hitter Aaron Russell added 14 on eight kills, one block and five aces. Outside hitter Taylor Sander scored 10 points.

Guatemala had three players who each scored five points, opposite Erik Flores Dias, middle blocker Andy Leonardo Blanco and middle blocker Leonel Aragon Lopez. Guatemala scored 18 points off U.S. errors.

The U.S. Men led in aces (13-0), kills (35-16) and blocks (5-2).

Match #4: Mexico 3, St. Vincent & the Grenadines 0

Mexico defeated St. Vincent & the Grenadines 25-7, 25-16, 25-10 on Tuesday to open the 2017 NORCECA Men's Continental Championship the U.S. Olympic Training Center in Colorado Springs, Colorado.

Jorge Barajas sparked Mexico with a match-high 14 points including five aces. Gonzalo Ruiz De la Cruz added 10 points, which included five aces.

Kemaul Lee and Ronaldo Franklyn each scored five points to led St. Vincent & the Grenadines in their opening match of the tournament.

Mexico's service game netted a 16-1 ace advantage and they held a slim 4-1 block margin. The Mexicans held a 32-14 lead in kills for the match.

Up Next:

Day 2 of the NORCECA Men's Continental Championship will have Dominican Republic playing its first match in the three-team Pool A against Guatemala at 7 p.m. MT while the USA is the idle team. In Pool B, Canada opens its NORCECA title defense against St. Lucia at 5 p.m. MT in the three-team preliminary round as Trinidad & Tobago has the off day. In the four-team Pool C, Costa Rica meets St. Vincent at 5 p.m. MT and Mexico challenges Martinique at 7 p.m. MT.