



Daily Bulletin #3 * Boletin Dairio #3 | September 27, 2017 * 27 de septiembre de 2017





TRAINING CALENDAR

Dia / Day	Hora / Time	(MCH) MAIN COMPETITION HALL	(OTC) OLYMPIC TRAINING CENTER COMPETITION HALL	TRAINING COURT	Hora / Time	TRAINING COURT
		COURT-1	COURT-2	COURT-3		COURT-4
28 September	08:00	CAN	MQE	TTO	08:00	VIN
	09:30	USA	MEX	DOM	09:30	CRC
	11:00		GUA	LCA	11:00	
	17:00	CAN VS TOT	MQE VS VIN			
	19:00	USA VS DOM	MEX VS CRC			
29 September	08:00	3rd (HR-1)	2nd (HR-1)	4th	08:00	2nd (HR-2)
	09:30	1st (HR-3)	3rd (HR-2)	2nd (HR-3)	09:30	3rd (HR-3)
	11:00		1st (HR-1)	1st (HR-2)	11:00	
	12:30					
	17:00	2nd (HR-1) VS 2nd (HR-2)	3rd (HR-1) VS 4th			
	19:00	1st (HR-3) VS 2nd (HR-3)	3rd (HR-2) VS 3rd (HR-3)			
30 September	08:00	Winner M14	Loser M13	Loser M15/M16	08:00	Loser M14
	09:30	1st (HR-2)	Winner M13	Winner M15/16	09:30	Loser M16/M15
	11:00	1st (HR-1)	Winner M16/M15		11:00	
	15:00	Winner M14 vs Loser M15/M16	Loser M13 vs Loser M14			
	17:00	1st (HR-2) VS Winner M15 or M16	Winner M13 vs Loser M16/M15			
	19:00	1st (HR-1) VS Winner M16 or M15				
1 October	08:00	Loser M20	Loser M18	Loser M21	08:00	Loser M19
	09:30	Winner M20	Winner M18	Winner M21	09:30	Winner M19
	11:00				11:00	
	15:00	Loser M20 VS Loser M21	(14:00) Loser M18 VS Loser M19			
	17:00	Winner M20 VS Winner M21	(16:00) Winner M18 VS Winner M19			



FEDERATION INTERNATIONALE DE VOLLEYBALL



0-1

UNIFORM COLOURS
Couleur de l'uniforme

CITY : Ville :

REGISTERED COLOURS / Couleurs enregistrées :
(ONLY SHIRT COLOUR - seulement la couleur du maillot)

DATE : ^{Day} ^{Month} ^{Year} TIME: ^{Hour} ^{Min} ^{Min} 0

TEAMS : Equipes :

POOL/PHASE : Groupe/Phase :

1	Blue	White	Red		
2	Red	N. Blue	White		
	White	S. Blue	Blue		

MATCH SCHEDULE - Calendrier des matches

TEAMS CHOICE - Choix des équipes (1 - 2 OR/ou 3)

FIVB DECISION
Décision de la FIVB

DATE	No.	Team Equipe		1st CHOICE 1er Choix		Libero CHOICE Libero Choix		FIVB DECISION	
		A	B	A	B	A	B	A	B
09/26/2017	3	USA	GUA			White	N. Blue	Red	White
09/27/2017	7	DOM	GUA			White	White	Red	S. Blue
09/28/2017	11	USA	DOM			White	White	Red	Blue

NORCECA
Volleyball Confederation
Presidency
[Signature]

APPROVAL - Approbation : FIVB Technical Delegate :
Délégué technique FIVB :



2017 NORCECA
Senior Men
Continental Championship
World Championship Qualification
Tournament Finals
Colorado Springs, USA - September 26th - October 1st




FEDERATION
INTERNATIONALE
DE VOLLEYBALL

FIVB™

0-1

UNIFORM COLOURS
Couleur de l'uniforme

CITY : Ville :

REGISTERED COLOURS / Couleurs enregistrées :
(ONLY SHIRT COLOUR - seulement la couleur du maillot)

DATE : / / TIME: H Min

TEAMS :

POOL/PHASE :

1	Black	Yellow	Red		
2	Red	Blue	White		
	White	White	Black		

MATCH SCHEDULE - Calendrier des matches

TEAMS CHOICE - Choix des équipes (1 - 2 OR/ou 3)

FIVB DECISION
Décision de la FIVB

DATE :	No.	Team Equipe		1st CHOICE 1er Choix		Libero CHOICE Libero Choix		FIVB DECISION	
		A	B	A	B	A	B	A	B
09/26/2017	1	TTO	LCA			White	White	Red	Yellow
09/27/2017	5	CAN	LCA			White	Blue	Black	White
09/28/2017	9	CAN	TTO			White	Red	Red	White

NORCECA
Volleyball Confederation
Presidency
[Signature]

APPROVAL - Approbation : FIVB Technical Delegate :
Délégué technique FIVB :



FEDERATION INTERNATIONALE DE VOLLEYBALL



0-1

UNIFORM COLOURS
Couleur de l'uniforme

CITY: Colorado Springs, CO
Ville: Colorado Springs, CO

REGISTERED COLOURS / Couleurs enregistrées :
(ONLY SHIRT COLOUR - seulement la couleur du maillot)

DATE: 25 09 17
TIME: 17 00

TEAMS: CRC MEX MQE VIN

POOL/PHASE: Group C

1	Red	Red	Blue	Blue
2	Blue	White	White	White
	White	Green	Red	Grey

MATCH SCHEDULE - Calendrier des matches

TEAMS CHOICE - Choix des équipes (1 - 2 OR/ou 3)

FIVB DECISION
Décision de la FIVB

DATE	No.	Team		1st CHOICE		Libero CHOICE		FIVB DECISION	
		Equipe	Equipe	1er Choix		Libero Choix		Décision de la FIVB	
		A	B	A	B	A	B	A	B
09/26/2017	2	CRC	MQE			White	White	Red	Blue
09/26/2017	4	MEX	VIN			Green	Grey	Red	Blue
09/27/2017	6	CRC	VIN			Red	Blue	Blue	White
09/27/2017	8	MEX	MQE			Red	White	White	Red
09/28/2017	10	MQE	VIN			Blue	Blue	White	Grey
09/28/2017	12	MEX	CRC			Red	Red	Green	White

NORCECA
Volleyball Confederation
Presidency

APPROVAL - Approbation : FIVB Technical Delegate :
Délégué technique FIVB :



Calendario y Formato de Competencia

Competition Format and Match Schedule

GROUP-A

MAIN COMPETITION HALL (MCH)

No.	Date	Time	Teams		Set	Result per set (points)					
						1	2	3	4	5	
3	26-Sep	19:00	UNITED STATES	vs	GUATEMALA	3-0	25-12	25-14	25-10		
7	27-Sep	19:00	DOMINICAN REPUBLIC	vs	GUATEMALA	3-0	25-16	25-20	25-18		
11	28-Sep	19:00	UNITED STATES	vs	DOMINICAN REPUBLIC						

GROUP-B

MAIN COMPETITION HALL (MCH)

No.	Date	Time	Teams		Set	Result per set (points)					
						1	2	3	4	5	
1	26-Sep	17:00	TRINIDAD & TOBAGO	vs	ST. LUCIA	3-0	25-15	25-16	25-17		
5	27-Sep	17:00	CANADA	vs	ST. LUCIA	3-0	25-9	25-13	25-8		
9	28-Sep	17:00	CANADA	vs	TRINIDAD & TOBAGO						

GROUP-C

OLYMPIC TRAINING CENTER (OTC)

No.	Date	Time	VENUE	Teams		Set	Result per set (points)				
							1	2	3	4	5
2	26-Sep	17:00	OTC	COSTA RICA	vs	MARTINIQUE	3-1	25-19	25-16	23-25	25-21
4	26-Sep	19:00	OTC	MEXICO	vs	ST. VINCENT	3-0	25-7	25-16	25-10	
6	27-Sep	17:00	OTC	COSTA RICA	vs	ST. VINCENT	3-0	25-10	25-19	25-21	
8	27-Sep	19:00	OTC	MEXICO	vs	MARTINIQUE	3-0	25-11	25-15	25-12	
10	28-Sep	17:00	OTC	MARTINIQUE	vs	ST. VINCENT					
12	28-Sep	19:00	OTC	MEXICO	vs	COSTA RICA					

CLASSIFICATIONS 7/10

OLYMPIC TRAINING CENTER (OTC)

No.	Date	Time	Teams		Set	Result per set (points)					
						1	2	3	4	5	
13	29-Sep	17:00	3rd (HR-1)	vs	4th (HR-1)	0-0					
14	29-Sep	19:00	3rd (HR-2)	vs	3rd (HR-3)						

QUARTERFINALS

MAIN COMPETITION HALL (MCH)

No.	Date	Time	Teams		Set	Result per set (points)					
						1	2	3	4	5	
15	29-Sep	17:00	2nd (HR-1)	vs	2nd (HR-2)	0-0					
16	29-Sep	19:00	1st (HR-3)	vs	2nd (HR-3)						

CLASSIFICATIONS 9/10

OLYMPIC TRAINING CENTER (OTC)

No.	Date	Time	Teams		Set	Result per set (points)					
						1	2	3	4	5	
17	30-Sep	15:00	Loser of M13	vs	Loser of M14						

CLASSIFICATIONS 5/8

OLYMPIC TRAINING CENTER (OTC)

No.	Date	Time	Teams		Set	Result per set (points)					
						1	2	3	4	5	
18	30-Sep	17:00	Winner of M13	vs	Loser of M16 or M15						

CLASSIFICATIONS 5/8**MAIN COMPETITION HALL (MCH)**

No.	Date	Time	Teams		Set	Result per set (points)				
						1	2	3	4	5
19	30-Sep	15:00	Winner of M14	vs	Loser of M15 or M16					

SEMI FINALS**MAIN COMPETITION HALL (MCH)**

No.	Date	Time	Teams		Set	Result per set (points)				
						1	2	3	4	5
20	30-Sep	17:00	1st (HR-2)	vs	Winner of M15 or M16					
21	30-Sep	19:00	1st (HR-1)	vs	Winner of M16 or M15					

CLASSIFICATIONS 7/8**OLYMPIC TRAINING CENTER (OTC)**

No.	Date	Time	Teams		Set	Result per set (points)				
						1	2	3	4	5
22	1-Oct	14:00	Loser of M18	vs	Loser of M19					

FINAL CLASSIFICATIONS 5/6**OLYMPIC TRAINING CENTER (OTC)**

No.	Date	Time	Teams		Set	Result per set (points)				
						1	2	3	4	5
23	1-Oct	16:00	Winner of M18	vs	Winner of M19					

FINAL 3/4**MAIN COMPETITION HALL (MCH)**

No.	Date	Time	Teams		Set	Result per set (points)				
						1	2	3	4	5
24	1-Oct	15:00	Loser of M20	vs	Loser of M21					

FINAL**MAIN COMPETITION HALL (MCH)**

No.	Date	Time	Teams		Set	Result per set (points)				
						1	2	3	4	5
25	1-Oct	17:00	Winner of M20	vs	Winner of M21					



P-4 VOLLEYBALL • Collated results & ranking



2017 NORCECA Senior Men's Continental Championship
Results of Wednesday, September 27, 2017

MATCH RESULTS

Preliminary Round Group A

No	Date	Teams	Set	Result per set (points)					Total Points	Time	Spectators
				1	2	3	4	5			
3	9/26/2017	USA - GUA	3-0	25-12	25-14	25-10			75- 36	1:07	300
7	9/27/2017	DOM - GUA	3-0	25-16	25-20	25-18			75- 54	1:14	250
11	9/28/2017	USA - DOM									

Preliminary Round Group B

No	Date	Teams	Set	Result per set (points)					Total Points	Time	Spectators
				1	2	3	4	5			
1	9/26/2017	TTO - LCA	3-0	25-15	25-16	25-17			75- 48	1:06	200
5	9/27/2017	CAN - LCA	3-0	25- 9	25-13	25- 8			75- 30	1:00	170
9	9/28/2017	CAN - TTO									

Preliminary Round Group C

No	Date	Teams	Set	Result per set (points)					Total Points	Time	Spectators
				1	2	3	4	5			
2	9/26/2017	CRC - MQE	3-1	25-19	25-16	23-25	25-21		98- 81	1:43	100
4	9/26/2017	MEX - VIN	3-0	25- 7	25-16	25-10			75- 33	0:58	100
6	9/27/2017	CRC - VIN	3-0	25-10	25-19	25-21			75- 50	1:06	50
8	9/27/2017	MEX - MQE	3-0	25-11	25-15	25-12			75- 38	1:06	100
10	9/28/2017	MQE - VIN									
12	9/28/2017	MEX - CRC									

TEAM RANKING

Preliminary Round Group A

Rk	Code	Team	Matches				Results Details						Sets			Points		
			Pts	T	W	L	3-0	3-1	3-2	2-3	1-3	0-3	W	L	Ratio	W	L	Ratio
1	USA	United States	5	1	1	0	1	0	0	0	0	0	3	0	MAX	75	36	2.083
2	DOM	Dominican Republic	5	1	1	0	1	0	0	0	0	0	3	0	MAX	75	54	1.389
3	GUA	Guatemala	0	2	0	2	0	0	0	0	0	2	0	6		90	150	0.600

Preliminary Round Group B

Rk	Code	Team	Matches				Results Details						Sets			Points		
			Pts	T	W	L	3-0	3-1	3-2	2-3	1-3	0-3	W	L	Ratio	W	L	Ratio
1	CAN	Canada	5	1	1	0	1	0	0	0	0	0	3	0	MAX	75	30	2.500
2	TTO	Trinidad and Tobago	5	1	1	0	1	0	0	0	0	0	3	0	MAX	75	48	1.563
3	LCA	St. Lucia	0	2	0	2	0	0	0	0	0	2	0	6		78	150	0.520

Preliminary Round Group C

Rk	Code	Team	Matches				Results Details						Sets			Points		
			Pts	T	W	L	3-0	3-1	3-2	2-3	1-3	0-3	W	L	Ratio	W	L	Ratio
1	MEX	Mexico	10	2	2	0	2	0	0	0	0	0	6	0	MAX	150	71	2.113
2	CRC	Costa Rica	9	2	2	0	1	1	0	0	0	0	6	1	6.000	173	131	1.321
3	MQE	Martinique	1	2	0	2	0	0	0	0	1	1	1	6	0.167	119	173	0.688
4	VIN	St. Vincent	0	2	0	2	0	0	0	0	0	2	0	6		83	150	0.553





P-2 VOLLEYBALL • Match result



2017 NORCECA Senior Men's Continental Championship Preliminary Round Group B

Match: 5 **Date:** 9/27/2017 **Spectators:** 170
City: Colorado Springs CO
Hall: Main Competition Hall
Match duration: Start: 17:00 End: 18:00 Total: 1:00

Teams	Sets	1	2	3	4	5	Total
CAN	3	25	25	25			75
LCA	0	9	13	8			30
Set duration		0:17	0:18	0:19			0:54

Referees: Sherry Yearwood (BAR) & Winston Samuel (TTO)

CAN • Canada		1	2	3	4	5	Pts
1	Sanders Tyler (S)	■	■	■			5
2	Perrin John Gordon (OH)	■	■	■			14
4	Hoag Nicolas (OH)	■	■				4
7	Maar Stephen Timothy (OH)		□	■			8
9	Derocco Jason (OH)		□				
10	Vernon-Evans Sharone (OP)	■	■	■			2
11	Jansen Vandoorn Daniel Cornelius (MB)	■	■				3
12	Van Berkel Lucas (MB)	■	■	■			9
14	Burt Maxwell (MB)						
15	L Duquette Bryan (L)						
17	Vigrass Graham (MB)		□	■			2
18	Gunter Bradley Robert (OP)						
19	L Bann Blair Cameron (L)	L	L	L			
21	Walsh Brett James (S)						

Coach: Antiga, Stephane (FRA)
Assistant: Lewis, Daniel (CAN)

LCA • St. Lucia		1	2	3	4	5	Pts
1	Clercent Joseph (OH)	■	■	■			7
2	Louis Scott (OH)						
3	Cesar Coen (MB)						
4	Octave Gillan (OH)				■		
5	Eudoxie Darnel (OP)	■	■	■			3
7	Edmund Keson (OP)	■	■				1
8	Descartes Sheldon (MB)	■	■	■			3
9	Ferdinand Anfernee (MB)	■	■	■			2
11	Mongroo Servin (S)	■	■	■			
12	Leonce Levi (OH)				□		
16	L Leonce Mattheus (L)	L	L	L			

Coach: Verdant, Terry (LCA)
Assistant: Morille, Jean (LCA)

TEAMS AND PLAYERS PERFORMANCES

Won Pts	Total Atts	No Name	Scoring Skills	Won Pts	Total Atts	No Name
27	39	Total Team		14	45	Total Team
8	11	2 Perrin John Gordon (OH)	Spike	7	21	1 Clercent Joseph (OH)
7	7	7 Maar Stephen Timothy (OH)		3	5	5 Eudoxie Darnel (OP)
8	14	Total Team	Block	2	9	Total Team
4	6	12 Van Berkel Lucas (MB)		1	1	7 Edmund Keson (OP)
2	2	2 Perrin John Gordon (OH)		1	2	8 Descartes Sheldon (MB)
12	73	Total Team	Serve	0	32	Total Team
4	20	1 Sanders Tyler (S)				
4	12	2 Perrin John Gordon (OH)	Opp. error	14		Total Team
28		Total Team	Total	30	86	Total Team
75	126	Total Team				

14	25	2 Perrin John Gordon (OH)	Best Scorer	7	30	1 Clercent Joseph (OH)
----	----	---------------------------	--------------------	---	----	------------------------

Excellent	Total Atts	No Name	Non scoring Skills	Excellent	Total Atts	No Name
16	19	Total Team		7	17	Total Team
3	3	12 Van Berkel Lucas (MB)	Dig	3	7	9 Ferdinand Anfernee (MB)
3	3	19 Bann Blair Cameron (L)		2	4	1 Clercent Joseph (OH)
23	37	Total Team	Set	4	40	Total Team
23	34	1 Sanders Tyler (S)		4	38	11 Mongroo Servin (S)
20	23	Total Team	Reception	27	61	Total Team
6	6	19 Bann Blair Cameron (L)	<u>Success - Faults</u>	14	25	9 Ferdinand Anfernee (MB)
8	10	2 Perrin John Gordon (OH)	<u># Attempts</u>	9	20	1 Clercent Joseph (OH)

■ Starting line-up Pts = Points scored [nn] = Captain
□ Substitute Atts = Attempts L = Libero
Opp = Opponent





P-2 VOLLEYBALL • Match result



2017 NORCECA Senior Men's Continental Championship Preliminary Round Group C

Match: 6 **Date:** 9/27/2017 **Spectators:** 50
City: Colorado Springs, CO
Hall: Olympic Training Center
Match duration: Start: 17:00 End: 18:06 Total: 1:06

Teams	Sets	1	2	3	4	5	Total
CRC	3	25	25	25			75
VIN	0	10	19	21			50
Set duration		0:15	0:22	0:23			1:00

Referees: Paul Albright (USA) & Saul Sosa (MEX)

CRC • Costa Rica		1	2	3	4	5	Pts
1	L Chaves Rodriguez Luis (L)	L	L	L			
2	Brown Jason (MB)	■	■	■			8
3	Alvarez Julio (OH)	■	■	■			5
4	Blanco Alberto (OH)	■	■	■			14
5	Arroyo Valle Emanuel (OP)						
7	Araya Esteban (OP)	■	■	■			11
8	Araya Andres (S)	■	■	■			1
9	Estrada Duran Fabian A. (MB)				□		
10	Gutierrez Luis Felipe (S)				□		
12	Arias Obregon Christopher (OH)				□		1
13	Lopez Luis A. (MB)	■	■	■			6
15	Chan Gamboa Luis Ricardo (OH)				□		

Coach: Acuna, Juan (CRC)
Assistant: Araya, Ignacio (CRC)

VIN • St. Vincent		1	2	3	4	5	Pts
1	L Martin Jad (L)	L	L	L			
2	Lee Kemaul (OH)	■	■	■			3
3	Welcome Delshun (OP)				□		
4	Small Jahmal (S)	■	■	■			2
5	Thomas Marcus (MB)	■	■	■			5
6	Franklyn Asmond (OH)	■	■	■			11
9	Quashie Deandre (MB)						
10	Franklyn Ronaldo (OP)	■	■	■			11
11	Cumberbatch Cluewan (MB)	■	■	■			2

Coach: Burke, Brian (VIN)
Assistant:

TEAMS AND PLAYERS PERFORMANCES

Won Pts	Total Atts	No Name	Scoring Skills	Won Pts	Total Atts	No Name
37	72	Total Team		27	79	Total Team
11	13	7 Araya Esteban (OP)	Spike	10	24	6 Franklyn Asmond (OH)
9	24	4 Blanco Alberto (OH)		8	23	10 Franklyn Ronaldo (OP)
2	20	Total Team	Block	5	23	Total Team
2	5	2 Brown Jason (MB)		1	2	10 Franklyn Ronaldo (OP)
7	72	Total Team	Serve	1	5	6 Franklyn Asmond (OH)
5	12	4 Blanco Alberto (OH)		2	52	Total Team
2	15	2 Brown Jason (MB)	Opp. error	2	8	10 Franklyn Ronaldo (OP)
29		Total Team	Total	16		Total Team
75	164	Total Team		50	154	Total Team

14	42	4 Blanco Alberto (OH)	Best Scorer	11	36	6 Franklyn Asmond (OH)
----	----	-----------------------	--------------------	----	----	------------------------

Excellent	Total Atts	No Name	Non scoring Skills	Excellent	Total Atts	No Name
24	29	Total Team		19	26	Total Team
10	13	1 Chaves Rodriguez Luis (L)	Dig	7	8	6 Franklyn Asmond (OH)
6	7	4 Blanco Alberto (OH)		5	7	4 Small Jahmal (S)
21	62	Total Team	Set	8	63	Total Team
18	54	8 Araya Andres (S)		8	59	4 Small Jahmal (S)
37	43	Total Team	Reception	46	63	Total Team
15	16	1 Chaves Rodriguez Luis (L)	Success - Faults	16	19	10 Franklyn Ronaldo (OP)
10	12	3 Alvarez Julio (OH)	# Attempts	18	26	2 Lee Kemaul (OH)

■ Starting line-up Pts = Points scored [nn] = Captain
□ Substitute Atts = Attempts L = Libero
Opp = Opponent





P-2 VOLLEYBALL • Match result



2017 NORCECA Senior Men's Continental Championship Preliminary Round Group A

Match: 7 **Date:** 9/27/2017 **Spectators:** 250
City: Colorado Springs, CO
Hall: Main Competition Hall
Match duration: Start: 19:00 End: 20:14 Total: 1:14

Teams	Sets	1	2	3	4	5	Total
DOM	3	25	25	25			75
GUA	0	16	20	18			54
Set duration		0:20	0:24	0:24			1:08

Referees: Cinthya Hernandez (CRC) & Brian Charles (TTO)

DOM • Dominican Republic		1	2	3	4	5	Pts
1	Tapia Santana Henry Omar (OP)						
4	Hernandez Encarnacion Wilfrido (OH)	■	■	■			21
5	L Mieses Feliz Enger Miguel (L)	L	L	L			
6	Garcia Toribio Pedro Luis (OP)	■	■	■			12
7	Frias Tavaréz Mario Emilio (MB)	□	■	■			2
8	Lopez Capellan Henry Antonio (OH)	■	■	■			8
10	Abreu Lopez Francisco Alberto (S)	■	■	■			4
11	Caceres Gomez Jose Miguel (MB)	■	■	■			7
12	Arredondo Severino Francisco Argelis (S)						
13	Mereces Cruz Jonathan (MB)						
15	Paulino Paulino Richi (MB)	■					3
16	Diaz Cruz Cesar Alberto (OH)						

Coach: Samuels, Gladston (CUB)
Assistant: Manon Torres, Jose (DOM)

GUA • Guatemala		1	2	3	4	5	Pts
2	Lopez Santiago Carlos Fernando (OH)						
3	Chacon Pelaez Wagner Arnulfo (OH)	■	■	■			4
5	Flores Diaz Erik Gerardo (OP)	■	■				2
6	Pineda Fuentes Edras Amed (MB)						
7	Ruano Poron Adan Andree (S)		□	■			
8	L Santa Cruz Molina Luis Fernando (L)				L		
11	Leonardo Blanco Andy Alexis (MB)	■	■	■			15
12	L Pineda Lopez Tirso Ivan (L)	L	L	L			
13	Colindres Ipina Erick Noel (MB)						
14	Chinchilla Franco Brandon Arnoldo (OH)	■	■	■			2
15	Aragon Lopez Leonel Antonio (MB)	■	■	■			7
16	Gonzalez Paz Gerardo Antonio (S)	■	■	■			3

Coach: Dominguez, Julio (GUA)
Assistant: Grant, Kenneth (GUA)

TEAMS AND PLAYERS PERFORMANCES

Won Pts	Total Atts	No Name	Scoring Skills	Won Pts	Total Atts	No Name
43	64	Total Team		29	77	Total Team
19	23	4 Hernandez Encarnacion	Spike	14	28	11 Leonardo Blanco Andy
11	19	6 Garcia Toribio Pedro Luis		6	7	15 Aragon Lopez Leonel
9	29	Total Team	Block	2	15	Total Team
3	8	11 Caceres Gomez Jose		1	5	15 Aragon Lopez Leonel
2	4	8 Lopez Capellan Henry		1	2	16 Gonzalez Paz Gerardo
5	73	Total Team	Serve	2	56	Total Team
2	24	10 Abreu Lopez Francisco		1	10	5 Flores Diaz Erik Gerardo
2	11	8 Lopez Capellan Henry		1	12	11 Leonardo Blanco Andy
18		Total Team	Opp. error	21		Total Team
75	166	Total Team	Total	54	148	Total Team

21	41	4 Hernandez Encarnacion	Best Scorer	15	43	11 Leonardo Blanco Andy
----	----	-------------------------	--------------------	----	----	-------------------------

Excellent	Total Atts	No Name	Non scoring Skills	Excellent	Total Atts	No Name
21	29	Total Team		20	35	Total Team
6	7	5 Mieses Feliz Enger Miguel	Dig	4	5	11 Leonardo Blanco Andy
5	5	8 Lopez Capellan Henry		4	5	14 Chinchilla Franco Brandon
22	59	Total Team	Set	16	65	Total Team
22	55	10 Abreu Lopez Francisco		10	28	7 Ruano Poron Adan Andree
34	48	Total Team	Reception	46	59	Total Team
13	16	4 Hernandez Encarnacion	<u>Success - Faults</u>	19	22	12 Pineda Lopez Tirso Ivan (L)
8	13	5 Mieses Feliz Enger Miguel	<u># Attempts</u>	12	16	14 Chinchilla Franco Brandon

■ Starting line-up Pts = Points scored [nn] = Captain
□ Substitute Atts = Attempts L = Libero
Opp = Opponent





P-2 VOLLEYBALL • Match result



2017 NORCECA Senior Men's Continental Championship Preliminary Round Group C

Match: 8 **Date:** 9/27/2017 **Spectators:** 100
City: Colorado Springs, CO
Hall: Olympic Training Center
Match duration: Start: 19:00 End: 20:06 Total: 1:06

Teams	Sets	1	2	3	4	5	Total
MEX	3	25	25	25			75
MQE	0	11	15	12			38
Set duration		0:19	0:21	0:20			1:00

Referees: Azad Hosein (CAN) & Josmer Perez (PUR)

MEX • Mexico		1	2	3	4	5	Pts
1	Vargas Daniel (OP)	■	■				8
2	Ceballos Pedro (S)	□	□	□			
3	Garay Nava Ridl Alexis (OP)	□	□	■			7
4	Ruiz De la Cruz Gonzalo (OH)	■	■				4
5	L Rangel Jesus (L)	L	L	L			
7	Quinones Jazo Jorge (OH)		□	□			4
8	Cruz Mendoza Gabriel (MB)	■	■	■			8
10	Rangel Pedro (S)	■	■	■			4
11	Barajas Jorge (OH)	■	■	■			12
12	Martinez Jose (MB)	■	■	■			3
14	Martinez Garcia Jonathan (MB)			□			2
17	Orellana Nestor (OP)			□			
18	L Martinez Alan Gabriel (L)		L	L			
20	Duarte Juan (OH)	□	□	■			1

Coach: Azair, Jorge Miguel (MEX)
Assistant: Delgado, Adrian (MEX)

MQE • Martinique		1	2	3	4	5	Pts
1	Alpha Gregory (OP)		□	■			6
2	Christine Loris (S)	■	■				2
3	Breur Joann (OH)	■	■	■			4
4	Toussay Raymond (MB)			□			
5	Lefavre David (OH)	■	■	■			4
6	L Eniona Tommy (L)			L			
7	Larcher Rodrigue (OH)	■	■				5
9	Brigitte Jahel (MB)	■	■				1
10	Tramis Mickael (S)				■		
12	Eniona Bruno (MB)				■		2
13	L Christine Aymeric (L)	L	L	L			
14	Desert Nicolas (MB)	■	■	■			

Coach: Erialc, Eddy (MQE)
Assistant: Rookuah, Dominique (MQE)

TEAMS AND PLAYERS PERFORMANCES

Won Pts	Total Atts	No Name	Scoring Skills	Won Pts	Total Atts	No Name
35	59	Total Team		20	57	Total Team
10	17	11 Barajas Jorge (OH)	Spike	5	7	1 Alpha Gregory (OP)
8	10	1 Vargas Daniel (OP)		4	14	5 Lefavre David (OH)
8	17	Total Team	Block	3	11	Total Team
4	4	8 Cruz Mendoza Gabriel (MB)		1	1	7 Larcher Rodrigue (OH)
2	2	12 Martinez Jose (MB)		1	3	12 Eniona Bruno (MB)
10	73	Total Team	Serve	1	40	Total Team
3	11	4 Ruiz De la Cruz Gonzalo		1	5	2 Christine Loris (S)
2	5	3 Garay Nava Ridl Alexis (OP)	Opp. error	14		Total Team
22		Total Team	Total	38	108	Total Team
75	149	Total Team				

12	29	11 Barajas Jorge (OH)	Best Scorer	6	12	1 Alpha Gregory (OP)
----	----	-----------------------	--------------------	---	----	----------------------

Excellent	Total Atts	No Name	Non scoring Skills	Excellent	Total Atts	No Name
18	22	Total Team		14	25	Total Team
5	6	10 Rangel Pedro (S)	Dig	4	8	3 Breur Joann (OH)
4	4	11 Barajas Jorge (OH)		3	4	5 Lefavre David (OH)
23	48	Total Team	Set	5	49	Total Team
19	37	10 Rangel Pedro (S)		3	12	10 Tramis Mickael (S)
27	32	Total Team	Reception	32	62	Total Team
5	7	5 Rangel Jesus (L)	Success - Faults	19	29	3 Breur Joann (OH)
			# Attempts	9	18	13 Christine Aymeric (L)

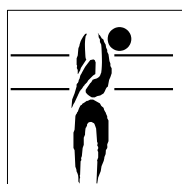

■ Starting line-up Pts = Points scored [nn] = Captain
 □ Substitute Atts = Attempts L = Libero
 Opp = Opponent





P-5 VOLLEYBALL • Players ranking by skills

2017 NORCECA Senior Men's Continental Championship



Best Scorers

Rk	No	Name	Team	Spike	Block	Serve	Total
1	4	Blanco Alberto (OH)	CRC	28	1	8	37
2	11	Barajas Jorge (OH)	MEX	18	2	6	26
3	4	Hernandez Encarnacion Wilfrido (OH)	DOM	19	1	1	21
3	1	Clercent Joseph (OH)	LCA	18	1	2	21
3	7	Araya Esteban (OP)	CRC	21	0	0	21
3	7	Larcher Rodrigue (OH)	MQE	18	3	0	21
7	11	Leonardo Blanco Andy Alexis (MB)	GUA	19	0	1	20
7	2	Brown Jason (MB)	CRC	14	2	4	20
9	1	Anderson Matthew (OP)	USA	12	1	3	16
9	10	Franklyn Ronaldo (OP)	VIN	13	1	2	16
9	3	Breleur Joann (OH)	MQE	14	0	2	16
12	3	Alvarez Julio (OH)	CRC	15	0	0	15
12	1	Alpha Gregory (OP)	MQE	13	2	0	15
14	2	Perrin John Gordon (OH)	CAN	8	2	4	14
14	2	Russell Aaron (OH)	USA	8	1	5	14
14	4	Ruiz De la Cruz Gonzalo (OH)	MEX	6	0	8	14
17	1	Vargas Daniel (OP)	MEX	12	0	1	13
17	6	Franklyn Asmond (OH)	VIN	11	1	1	13
19	6	Garcia Toribio Pedro Luis (OP)	DOM	11	1	0	12
19	15	Aragon Lopez Leonel Antonio (MB)	GUA	9	3	0	12
21	3	Garay Nava Ridl Alexis (OP)	MEX	8	0	3	11
21	13	Lopez Luis A. (MB)	CRC	10	1	0	11
23	11	Stewart Ryan (OP)	TTO	7	1	2	10
23	3	Sander Taylor (OH)	USA	7	1	2	10
23	5	Eudoxie Darnel (OP)	LCA	7	3	0	10
23	8	Cruz Mendoza Gabriel (MB)	MEX	5	5	0	10
27	12	Van Berkel Lucas (MB)	CAN	4	4	1	9
28	7	Maar Stephen Timothy (OH)	CAN	7	1	0	8
28	20	Smith David (MB)	USA	6	1	1	8
28	8	Lopez Capellan Henry Antonio (OH)	DOM	4	2	2	8
28	2	Lee Kemaul (OH)	VIN	6	2	0	8
28	10	Rangel Pedro (S)	MEX	1	1	6	8
28	14	Desert Nicolas (MB)	MQE	3	3	2	8
34	18	Legall Brandon (OH)	TTO	6	0	1	7
34	11	Caceres Gomez Jose Miguel (MB)	DOM	4	3	0	7
34	5	Thomas Marcus (MB)	VIN	7	0	0	7
34	14	Martinez Garcia Jonathan (MB)	MEX	7	0	0	7
34	5	Flores Diaz Erik Gerardo (OP)	GUA	6	0	1	7
34	12	Martinez Jose (MB)	MEX	3	4	0	7
34	12	Eniona Bruno (MB)	MQE	5	2	0	7
41	7	Phillip Marlon (OH)	TTO	6	0	0	6
41	2	Nimrod Kevin (MB)	TTO	5	1	0	6
41	14	Honore Marc (MB)	TTO	5	1	0	6
41	7	Quinones Jazo Jorge (OH)	MEX	4	0	2	6
41	8	Araya Andres (S)	CRC	3	3	0	6
46	10	Hoyte Mikheil (MB)	TTO	3	2	0	5
46	1	Sanders Tyler (S)	CAN	1	0	4	5
46	3	Chacon Pelaez Wagner Arnulfo (OH)	GUA	5	0	0	5
46	8	Descartes Sheldon (MB)	LCA	3	2	0	5
46	5	Lefavre David (OH)	MQE	5	0	0	5
Total tournament				480	76	85	641





P-5 VOLLEYBALL • Players ranking by skills

2017 NORCECA Senior Men's Continental Championship



Best Spikers

Limit: 15.00%

Rk	No	Name	Team	Spikes	Faults	Shots	Total Attempts	Succ. %
1	7	Maar Stephen Timothy (OH)	CAN	7	-	-	7	100.00
2	1	Anderson Matthew (OP)	USA	12	1	1	14	85.71
3	4	Hernandez Encarnacion Wilfrido (OH)	DOM	19	1	3	23	82.61
4	2	Russell Aaron (OH)	USA	8	-	2	10	80.00
5	2	Perrin John Gordon (OH)	CAN	8	1	2	11	72.73
6	7	Araya Esteban (OP)	CRC	21	4	5	30	70.00
7	3	Sander Taylor (OH)	USA	7	2	1	10	70.00
8	12	Van Berkel Lucas (MB)	CAN	4	1	1	6	66.67
9	7	Phillip Marlon (OH)	TTO	6	2	1	9	66.67
10	11	Barajas Jorge (OH)	MEX	18	4	6	28	64.29
Total Tournament				480	205	314	999	48.05



Best Blockers

Rk	No	Name	Team	Kill Blocks	Faults	Rebounds	Total Attempts	Avg. by set
1	12	Van Berkel Lucas (MB)	CAN	4	2	-	6	1.33
2	11	Caceres Gomez Jose Miguel (MB)	DOM	3	2	3	8	1.00
3	8	Cruz Mendoza Gabriel (MB)	MEX	5	2	1	8	0.83
4	2	Perrin John Gordon (OH)	CAN	2	-	-	2	0.67
4	10	Hoyte Mikheil (MB)	TTO	2	-	-	2	0.67
4	12	Martinez Jose (MB)	MEX	4	-	-	4	0.67
7	8	Lopez Capellan Henry Antonio (OH)	DOM	2	1	1	4	0.67
8	15	Aragon Lopez Leonel Antonio (MB)	GUA	3	4	4	11	0.50
9	5	Eudoxie Darnel (OP)	LCA	3	3	1	7	0.50
10	14	Desert Nicolas (MB)	MQE	3	-	1	4	0.43
Total Tournament				76	151	47	274	3.04



Best Servers


Rk	No	Name	Team	Aces	Faults	Serve Hits	Total Attempts	Avg. by set
1	2	Russell Aaron (OH)	USA	5	3	8	16	1.67
2	1	Sanders Tyler (S)	CAN	4	2	14	20	1.33
3	4	Ruiz De la Cruz Gonzalo (OH)	MEX	8	2	9	19	1.33
4	2	Perrin John Gordon (OH)	CAN	4	2	6	12	1.33
5	4	Blanco Alberto (OH)	CRC	8	7	15	30	1.14
6	10	Rangel Pedro (S)	MEX	6	6	27	39	1.00
6	11	Barajas Jorge (OH)	MEX	6	4	16	26	1.00
8	1	Anderson Matthew (OP)	USA	3	2	5	10	1.00
9	10	Abreu Lopez Francisco Alberto (S)	DOM	2	1	21	24	0.67
10	8	Donald Kameron (S)	TTO	2	1	9	12	0.67
Total Tournament				85	178	730	993	3.40






P-5 VOLLEYBALL • Players ranking by skills

2017 NORCECA Senior Men's Continental Championship



Best Diggers

Rk	No	Name	Team	Digs	Faults	Receptions	Total Attempts	Avg. by set
1	1	Chaves Rodriguez Luis (L)	CRC	20	5	-	25	2.86
2	5	Mieses Feliz Enger Miguel (L)	DOM	6	1	-	7	2.00
3	8	Lopez Capellan Henry Antonio (OH)	DOM	5	-	-	5	1.67
4	3	Breleur Joann (OH)	MQE	10	3	1	14	1.43
5	6	Franklyn Asmond (OH)	VIN	8	2	1	11	1.33
6	1	Anderson Matthew (OP)	USA	4	2	-	6	1.33
7	7	Araya Esteban (OP)	CRC	9	1	1	11	1.29
8	4	Blanco Alberto (OH)	CRC	9	2	-	11	1.29
9	4	Small Jahmal (S)	VIN	7	4	-	11	1.17
10	13	Christine Aymeric (L)	MQE	8	3	1	12	1.14
Total Tournament				250	115	9	374	10.00



Best Setters

Rk	No	Name	Team	Running Sets	Faults	Still Sets	Total Attempts	Avg. by set
1	1	Sanders Tyler (S)	CAN	23	-	11	34	7.67
2	10	Abreu Lopez Francisco Alberto (S)	DOM	22	2	31	55	7.33
3	11	Christenson Micah (S)	USA	21	-	13	34	7.00
4	8	Araya Andres (S)	CRC	47	2	83	132	6.71
5	8	Donald Kameron (S)	TTO	18	1	25	44	6.00
6	10	Rangel Pedro (S)	MEX	27	1	39	67	4.50
7	10	Tramis Mickael (S)	MQE	20	2	47	69	2.86
8	16	Gonzalez Paz Gerardo Antonio (S)	GUA	13	2	43	58	2.17
9	4	Small Jahmal (S)	VIN	12	8	69	89	2.00
10	7	Ruano Poron Adan Andree (S)	GUA	10	-	26	36	1.67
Total Tournament				245	36	575	856	9.80



Best Receivers

Limit: 20.00%


Rk	No	Name	Team	Excellents	Faults	Serve Receptions	Total Attempts	Eff. %
1	19	Bann Blair Cameron (L)	CAN	6	-	-	6	100.00
2	22	Shoji Erik (L)	USA	14	-	1	15	93.33
3	1	Chaves Rodriguez Luis (L)	CRC	36	1	2	39	89.74
4	2	Perrin John Gordon (OH)	CAN	8	-	2	10	80.00
4	4	Hoag Nicolas (OH)	CAN	4	-	1	5	80.00
6	3	Alvarez Julio (OH)	CRC	24	2	3	29	75.86
7	4	Hernandez Encarnacion Wilfrido (OH)	DOM	13	1	2	16	75.00
8	7	Phillip Marlon (OH)	TTO	8	-	3	11	72.73
9	4	Blanco Alberto (OH)	CRC	35	4	4	43	72.09
10	5	Rangel Jesus (L)	MEX	11	1	3	15	66.67
Total Tournament				543	96	175	814	54.91





P-5 VOLLEYBALL • Players ranking by skills

2017 NORCECA Senior Men's Continental Championship



Best Liberos

Rk	No	Name	Team	Excellents	Faults	In play	Total attempts	Avg. by set
1	1	Chaves Rodriguez Luis (L)	CRC	56	6	2	64	8.00
2	13	Christine Aymeric (L)	MQE	48	9	10	67	6.86
3	22	Shoji Erik (L)	USA	16		1	17	5.33
4	12	Pineda Lopez Tirso Ivan (L)	GUA	32	11	10	53	5.33
5	1	Martin Jad (L)	VIN	29	12	6	47	4.83
6	16	Leonce Mattheus (L)	LCA	21	9	12	42	3.50
7	19	Bann Blair Cameron (L)	CAN	9			9	3.00
8	15	Mohammed Joshua (L)	TTO	8	2	2	12	2.67
9	5	Rangel Jesus (L)	MEX	12	3	3	18	2.00
10	18	Martinez Alan Gabriel (L)	MEX	11		1	12	1.83





P-6 VOLLEYBALL • Teams ranking by skills

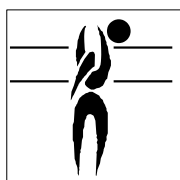
2017 NORCECA Senior Men's Continental Championship



Best Spikers

Limit: 15.00%

Rk	Team	Spikes	Faults	Shots	Total Attempts	Succ. %
1	USA United States	35	4	7	46	76.09
2	CAN Canada	27	5	7	39	69.23
3	DOM Dominican Republic	43	8	13	64	67.19
4	MEX Mexico	67	7	29	103	65.05
5	TTO Trinidad and Tobago	34	11	14	59	57.63
6	CRC Costa Rica	94	29	57	180	52.22
7	MQE Martinique	61	35	64	160	38.13
8	GUA Guatemala	45	31	51	127	35.43
9	VIN St. Vincent	41	31	46	118	34.75
10	LCA St. Lucia	33	44	26	103	32.04
Total Tournament		480	205	314	999	48.05



Best Blockers

Rk	Team	Kill Blocks	Faults	Rebounds	Total Attempts	Avg. by set
1	DOM Dominican Republic	9	9	11	29	3.00
2	CAN Canada	8	4	2	14	2.67
3	MEX Mexico	12	8	5	25	2.00
3	TTO Trinidad and Tobago	6	14	1	21	2.00
5	USA United States	5	6	2	13	1.67
6	MQE Martinique	11	17	4	32	1.57
7	LCA St. Lucia	8	22	2	32	1.33
8	CRC Costa Rica	7	27	10	44	1.00
8	VIN St. Vincent	6	25	5	36	1.00
10	GUA Guatemala	4	19	5	28	0.67
Total Tournament		76	151	47	274	3.04



Best Servers


Rk	Team	Aces	Faults	Serve Hits	Total Attempts	Avg. by set
1	MEX Mexico	26	27	93	146	4.33
1	USA United States	13	15	45	73	4.33
3	CAN Canada	12	12	49	73	4.00
4	CRC Costa Rica	12	23	134	169	1.71
5	TTO Trinidad and Tobago	5	11	58	74	1.67
5	DOM Dominican Republic	5	14	54	73	1.67
7	MQE Martinique	5	22	95	122	0.71
8	VIN St. Vincent	3	17	67	87	0.50
9	GUA Guatemala	2	18	74	94	0.33
9	LCA St. Lucia	2	19	61	82	0.33
Total Tournament		85	178	730	993	3.40





P-6 VOLLEYBALL • Teams ranking by skills

2017 NORCECA Senior Men's Continental Championship



Best Diggers

Rk	Team	Digs	Faults	Receptions	Total Attempts	Avg. by set
1	CRC Costa Rica	56	11	1	68	8.00
2	DOM Dominican Republic	21	7	1	29	7.00
3	MQE Martinique	39	29	3	71	5.57
4	CAN Canada	16	3	-	19	5.33
4	USA United States	16	5	-	21	5.33
6	MEX Mexico	28	6	-	34	4.67
7	GUA Guatemala	25	25	1	51	4.17
8	VIN St. Vincent	23	11	1	35	3.83
9	TTO Trinidad and Tobago	11	3	-	14	3.67
10	LCA St. Lucia	15	15	2	32	2.50
Total Tournament		250	115	9	374	10.00



Best Setters

Rk	Team	Running Sets	Faults	Still Sets	Total Attempts	Avg. by set
1	CAN Canada	23	-	14	37	7.67
2	DOM Dominican Republic	22	2	35	59	7.33
3	CRC Costa Rica	51	3	94	148	7.29
4	USA United States	21	2	17	40	7.00
5	TTO Trinidad and Tobago	20	2	28	50	6.67
6	MEX Mexico	34	2	48	84	5.67
7	GUA Guatemala	24	3	85	112	4.00
7	MQE Martinique	28	6	101	135	4.00
9	VIN St. Vincent	13	8	73	94	2.17
10	LCA St. Lucia	9	8	80	97	1.50
Total Tournament		245	36	575	856	9.80



Best Receivers

Limit: 20.00%

Rk	Team	Excellents	Faults	Serve Receptions	Total Attempts	Eff. %
1	CAN Canada	20	-	3	23	86.96
2	MEX Mexico	50	2	7	59	81.36
3	CRC Costa Rica	95	7	9	111	79.28
4	DOM Dominican Republic	34	3	11	48	64.58
5	USA United States	21	3	4	28	64.29
6	TTO Trinidad and Tobago	27	3	9	39	61.54
7	MQE Martinique	99	15	31	145	57.93
8	GUA Guatemala	67	19	31	117	41.03
9	VIN St. Vincent	73	25	22	120	40.00
10	LCA St. Lucia	57	19	48	124	30.65
Total Tournament		543	96	175	814	54.91





NORCECA Men's Continental Championship Day 2 Sets Up Key Showdowns

Colorado Springs, Colorado, USA (September 27, 2017) – The second day of NORCECA Men's Continental Championship pool play had Canada and Dominican Republic win their opening contests after a bye on the opening day, while Mexico and Costa Rica captured victories to set up an undefeated Group C finale on Thursday.

The top three teams in the 10-team field earn berths into the World Championship, while the top two teams in a second NORCECA qualifier held later this fall round out NORCECA's five vacancies into the world event.

Match #5: Canada 3, St. Lucia 0

Canada got off to a strong start at the NORCECA Men's Continental Championship with a 25-9, 25-13, 25-8 win over St. Lucia on Wednesday.

Canada's captain Gordon Perrin at outside hitter led all scorers with 14 points on a match-high eight spikes, two blocks and four aces. Canada outside hitter Stephen Maar finished with seven spikes on seven attempts. He also had one block.

St. Lucia outside hitter Joseph Clercent led his team with seven points on seven spikes.

Canada was strong from the service line and finished with 12 aces. The North Americans also led St. Lucia in spikes (27-14) and blocks (8-2). Canada scored 28 points on U.S. errors while committing 14 errors.

Match #6: Costa Rica 3, St. Vincent & the Grenadines 0

Costa Rica defeated St. Vincent & the Grenadines 25-10, 25-19, 25-21 on Wednesday during the second day of competition at the 2017 NORCECA Men's Continental Championship being held at the U.S. Olympic Training Center in Colorado Springs, Colorado.

Costa Rica's captain Alberto Blanco led his team with 14 points, including a match-high five aces. Opposite Esteban Araya added 11 kills in the victory.

St. Vincent & the Grenadines was led by outside hitter Asmond Franklyn and opposite Ronaldo Franklyn, who each tallied 11 points in the match.

Costa Rica managed a 7-2 ace advantage to offset St. Vincent & the Grenadines' 5-2 block margin. Costa Rica had a 37-27 kill advantage and took advantage of 29 errors from their opponent.

Costa Rica (2-0) concludes Pool C on Thursday against Mexico at 7 p.m. MT, while St. Vincent & the Grenadines (0-2) plays Martinique at 5 p.m. MT.

Match #7: Dominican Republic 3, Guatemala 0

Guatemala put up a fight, but Dominican Republic was too strong and won the NORCECA Men's Continental Championship match 25-16, 25-20, 25-18 on Wednesday.

Dominican captain and outside hitter Wilfrido Hernandez led all scorers with 21 points on a match-high 19 spikes, one block and one ace. Jose Caceres had a match-high three blocks.

Andy Leonardo led Guatemala with 15 points on 14 spikes and one ace.

Dominican Republic held the height advantage and led Guatemala in spikes (43-29), blocks (9-2) and aces (5-2). Guatemala scored 21 points on Dominican errors while committing 18.

Match #8: Mexico 3, Martinique 0

Mexico swept Martinique 25-11, 25-15, 25-12 on Wednesday during the second day of competition at the 2017 NORCECA Men's Continental Championship being held at the U.S. Olympic Training Center in Colorado Springs, Colorado.

Mexico outside hitter Jorge Barajas led his team with 12 points, while opposite Daniel Vargas and middle blocker Gabriel Cruz Mendoza each turned in eight points.

Martinique opposite Gregory Alpha scored six points to lead his team and outside hitter Rodrigue Larcher added five points.

Mexico dominated the service line and net with a 10-1 block advantage and 8-3 margin in blocks. Mexico held a 35-20 advantage in kills.

Up Next:

The final day of pool play has United States (1-0) entertaining Dominican Republic (2-0) in Group A at 7 p.m. MT on Thursday, which follows Canada (1-0) playing Trinidad & Tobago (1-0) at 5 p.m. to decide the Group B winner. In Group C, Martinique (0-2) and St. Vincent & the Grenadines (0-2) meet at 5 p.m., followed by Mexico (2-0) versus Costa Rica (2-0) at 7 p.m.

Top Scorers by Day

23- Alberto Blanco of Costa Rica v Martinique on 26-9-17

21- Wilfrido Hernández of Dominican Republic v Guatemala on 27-9-17

Top Scoring Performances

23- Alberto Blanco of Costa Rica v Martinique on 26-9-17

21- Wilfrido Hernández of Dominican Republic v Guatemala on 27-9-17

16- Rodrigue Larcher of Martinique v Costa Rica on 26-9-17

16- Matt Anderson of United States v Guatemala on 26-9-17

15- Andy Leonardo of Guatemala v Dominican Republic on 27-9-17

Top Blocking Performances

4- Lucas Van Berkel of Canada v St Lucia on 27-9-17

3- Darnel Eudoxie of St Lucia v Trinidad & Tobago on 26-9-17

3- Andres Araya of Costa Rica v Martinique on 26-9-17

3- Nicolas Desert of Martinique v Costa Rica on 26-9-17

Top Team-Blocking Performances

9- Dominican Republic v Guatemala on 27-9-17

8- Martinique v Costa Rica on 26-9-17

8- Mexico v Martinique on 27-9-17

8- Canada v St Lucia on 27-9-17

Top Serving Performances

5- Aaron Russell of United States v Guatemala on 26-9-17

5- Gonzalo Ruiz of Mexico v St Vincent on 26-9-17

5- Jorge Barajas of Mexico v St Vincent on 26-9-17

5- Alberto Blanco of Costa Rica v St Vincent on 27-9-17