

**2017 NORCECA Senior Women Continental Championship World Championship Qualification Tournament Finals (Group-B)**

Vancouver Langley, Canadá del 26 Sept. 1 Oct, 2017

**FIVB VOLLEYBALL WOMEN'S WORLD CHAMPIONSHIP**

**NORCECA Volleyball Confederation**

**molten** **MIZUNO** **SPORT COURT**



# Bulletin No 4

September 30th , 2017





# RANKING

1



2



3














4





## Individual Awards

|                     |                     |       |     |   |
|---------------------|---------------------|-------|-----|---|
| Best Scorer         | Gray Alexa          | No 9  | CAN |    |
| Best Wing Spiker    | Matienzo Suliana    | No 18 | CUB |    |
| 2nd Wing Spiker     | Hernández Amalia    | No 7  | NCA |  |
| Best Middle Blocker | Lescay Daymara      | No 6  | CUB |  |
| 2nd Middle Blocker  | Suárez Laura        | No 20 | CUB |  |
| Best Opposite       | Gray Alexa          | No 9  | CAN |  |
| Best Server         | Bèlanger Marie-Alex | No 19 | CAN |  |
| Best Digger         | Moncks Kristen      | No 17 | CAN |  |
| Best Reception      | Richey Kyla         | No. 4 | CAN |  |
| Best Setter         | Cry Megan           | No.22 | CAN |  |
| Best Libero         | Borrel Emily        | No 10 | CUB |  |



# MVP



Canada's Alexa Lea Gray recognized as the MVP



### Calendario y Formato de Competencia / Competition Format and Match Schedule

#### ROUND ROBIN

| No. | Date     | Time  | Teams     |    |             | 1   | 2     | 3     | 4     | 5 | POINTS | TIME |
|-----|----------|-------|-----------|----|-------------|-----|-------|-------|-------|---|--------|------|
| 1   | 28-09-17 | 17:30 | CUBA      | vs | NICARAGUA   | 3-0 | 25-8  | 25-9  | 25-19 |   | 75-36  | 1:05 |
| 2   |          | 20:00 | CANADA    | vs | SAINT LUCIA | 3-0 | 25-8  | 25-8  | 25-8  |   | 75-24  | 1:09 |
| 3   | 29-09-17 | 17:30 | CUBA      | vs | SAINT LUCIA | 3-0 | 25-6  | 25-6  | 25-12 |   | 75-24  | 0:57 |
| 4   |          | 20:00 | CANADA    | vs | NICARAGUA   | 3-0 | 25-13 | 25-10 | 25-8  |   | 75-31  | 1:07 |
| 5   | 30-09-17 | 17:30 | ST. LUCIA | vs | NICARAGUA   | 0-3 | 12-25 | 11-25 | 13-25 |   | 36-75  | 1:01 |
| 6   |          | 20:00 | CANADA    | vs | CUBA        | 3-0 | 25-18 | 25-15 | 25-23 |   | 75-56  | 1:20 |



# 2018 WCH NORCECA Women's Final QT - Group

**B**



P-4 Collated results & ranking

Results as of 30 September 2017

## MATCHES RESULTS

### Round robin

| No | Date        | Teams     | Set | Result per set (points) |       |       |   |   | Total Points | Duration | Spectators |
|----|-------------|-----------|-----|-------------------------|-------|-------|---|---|--------------|----------|------------|
|    |             |           |     | 1                       | 2     | 3     | 4 | 5 |              |          |            |
| 1  | 28-Sep-2017 | CUB - NCA | 3-0 | 25-8                    | 25-9  | 25-19 |   |   | 75-36        | 18:05    | 103        |
| 2  | 28-Sep-2017 | CAN - LCA | 3-0 | 25-8                    | 25-8  | 25-8  |   |   | 75-24        | 18:00    | 350        |
| 3  | 29-Sep-2017 | CUB - LCA | 3-0 | 25-6                    | 25-6  | 25-12 |   |   | 75-24        | 17:57    | 250        |
| 4  | 29-Sep-2017 | CAN - NCA | 3-0 | 25-13                   | 25-10 | 25-8  |   |   | 75-31        | 21:00    | 500        |
| 5  | 30-Sep-2017 | LCA - NCA | 0-3 | 12-25                   | 11-25 | 13-25 |   |   | 36-75        | 18:01    | 200        |
| 6  | 30-Sep-2017 | CAN - CUB | 3-0 | 25-18                   | 25-15 | 25-23 |   |   | 75-56        | 18:20    | 900        |

## TEAM RANKING

### Round robin

| Rk | Code | Team        | Matches |   |   |    | Pts | Results details |     |     |     |     |     | Sets  |       |       | Points |       |       |
|----|------|-------------|---------|---|---|----|-----|-----------------|-----|-----|-----|-----|-----|-------|-------|-------|--------|-------|-------|
|    |      |             | W       | L | T |    |     | 3-0             | 3-1 | 3-2 | 2-3 | 1-3 | 0-3 | W     | L     | Ratio | W      | L     | Ratio |
| 1  | CAN  | Canada      | 3       | 0 | 3 | 15 | 3   | 0               | 0   | 0   | 0   | 0   | 9   | 0     | MAX   | 225   | 111    | 2.027 |       |
| 2  | CUB  | Cuba        | 2       | 1 | 3 | 10 | 2   | 0               | 0   | 0   | 0   | 1   | 6   | 3     | 2.000 | 206   | 135    | 1.525 |       |
| 3  | NCA  | Nicaragua   | 1       | 2 | 3 | 5  | 1   | 0               | 0   | 0   | 2   | 3   | 6   | 0.500 | 142   | 186   | 0.763  |       |       |
| 4  | LCA  | Saint Lucia | 0       | 3 | 3 | 0  | 0   | 0               | 0   | 0   | 3   | 0   | 9   | 0.000 | 84    | 225   | 0.373  |       |       |



# P-2 VOLLEYBALL • Match result



## 2018 WCH NORCECA Women's Final QT - Group B POOL B QUALIFICATION

**Match:** 5   **Date:** 30/09/2017   **Spectators:** 200  
**City:** Langley, BC, Canada  
**Hall:** Langley Events Centre  
**Match duration:** **Start:** 17:30   **End:** 18:31   **Total:** 1:01

| Teams               | Sets | 1    | 2    | 3    | 4 | 5 | Total |
|---------------------|------|------|------|------|---|---|-------|
| LCA                 | 0    | 12   | 11   | 13   |   |   | 36    |
| NCA                 | 3    | 25   | 25   | 25   |   |   | 75    |
| <b>Set duration</b> |      | 0:18 | 0:17 | 0:20 |   |   | 0:55  |

**Referees:** DIAZ, Joel Raul (CUB) & BUNYAN, Ryan (CAN)

| LCA • ST. LUCIA |                           | 1 | 2 | 3 | 4 | 5 | Pts |
|-----------------|---------------------------|---|---|---|---|---|-----|
| 1               | Simon Prisca (WS)         |   | ■ |   |   |   |     |
| 2               | L Eugene Khrlsann (L)     | L |   |   |   |   |     |
| 3               | Nugent Nyoka (OP)         | ■ | ■ | ■ |   |   | 2   |
| 4               | James Amika (WS)          | ■ | ■ |   |   |   | 3   |
| 5               | Leon Neema (MB)           |   | ■ | ■ |   |   | 1   |
| 6               | Tisson Francis Laura (MB) | ■ |   | □ |   |   | 2   |
| 7               | Hunt Asher (S)            | □ | □ | ■ |   |   |     |
| 8               | Phillips Megan (OP)       |   | □ |   |   |   |     |
| 9               | Neptune Kerin (WS)        | ■ | □ | ■ |   |   | 7   |
| 10              | Emmanuel Yosherbel (MB)   | ■ | ■ | ■ |   |   | 5   |
| 11              | Ross Marcia (MB)          |   |   |   | □ |   | 1   |
| 12              | Wilson Cindy (S)          | ■ | ■ | ■ |   |   |     |

**Coach:** Kendell Charlery  
**Assistant:** Timothy James

| NCA • NICARAGUA |   | 1 | 2 | 3 | 4 | 5 | Pts |
|-----------------|---|---|---|---|---|---|-----|
| 1               | Pereira Herrera Andrea Victoria (WS)    |   |   |   | □ |   |     |
| 3               | Torres Tobie Maryuri Lisseth (WS)       |   |   | □ | □ |   | 1   |
| 4               | Traña Lugo Hellen Mercedes (MB)         | ■ | ■ | ■ |   |   | 3   |
| 6               | Rodriguez Saunders Lolette Eleonor (S)  | ■ | ■ | ■ |   |   | 5   |
| 7               | Hernandez García Amalia Valeska (WS)    | ■ | ■ | ■ |   |   | 10  |
| 9               | Noguera Mayorga Claudia Concepcion (OP) | ■ | ■ |   |   |   | 2   |
| 10              | Traña Lugo Heidy Elizabeth (MB)         | ■ | ■ | ■ |   |   | 11  |
| 11              | L Aguilera Quintero Juny Meyber (L)     | L | L | L |   |   |     |
| 12              | Gonzales Kathy Massiell (WS)            |   | □ | ■ |   |   | 3   |
| 13              | Diaz Escorcia Josafat Del Socorro (MB)  | ■ | ■ | ■ |   |   | 6   |
| 15              | Calero Ericka Gabriela (MB)             | □ | □ | □ |   |   |     |

**Coach:** QUINTANA, RENE (NCA)  
**Assistant:** CUADRA, BERTHA ADILI (NCA)

### TEAMS AND PLAYERS PERFORMANCES

| Won Pts | Total Atts | No Name                     | Scoring Skills            | Won Pts | Total Atts | No Name                       |
|---------|------------|-----------------------------|---------------------------|---------|------------|-------------------------------|
| 13      | 64         | <b>Total Team</b>           |                           | 30      | 76         | <b>Total Team</b>             |
| 6       | 19         | 9 Neptune Kerin (WS)        | <b>Spike</b>              | 8       | 13         | 7 Hernandez García Amalia     |
| 3       | 7          | 10 Emmanuel Yosherbel (MB)  |                           | 7       | 15         | 10 Traña Lugo Heidy Elizabeth |
| 4       | 30         | <b>Total Team</b>           | <b>Block</b>              | 4       | 20         | <b>Total Team</b>             |
| 2       | 2          | 3 Nugent Nyoka (OP)         |                           | 2       | 7          | 13 Diaz Escorcia Josafat Del  |
| 2       | 8          | 6 Tisson Francis Laura (MB) |                           | 2       | 8          | 10 Traña Lugo Heidy Elizabeth |
| 4       | 38         | <b>Total Team</b>           | <b>Serve</b>              | 7       | 72         | <b>Total Team</b>             |
| 2       | 7          | 10 Emmanuel Yosherbel (MB)  |                           | 2       | 11         | 7 Hernandez García Amalia     |
| 1       | 2          | 11 Ross Marcia (MB)         |                           | 2       | 17         | 10 Traña Lugo Heidy Elizabeth |
| 15      |            | <b>Total Team</b>           | <b>Opp. error</b>         | 34      |            | <b>Total Team</b>             |
| 36      | 132        | <b>Total Team</b>           | <b>Total</b>              | 75      | 168        | <b>Total Team</b>             |
| 7       | 31         | 9 Neptune Kerin (WS)        | <b>Best Scorer</b>        | 11      | 40         | 10 Traña Lugo Heidy Elizabeth |
| 11      | 105        | <b>Total Team</b>           | <b>Non scoring Skills</b> | 26      | 81         | <b>Total Team</b>             |
| 3       | 16         | 9 Neptune Kerin (WS)        | <b>Dig</b>                | 10      | 19         | 11 Aguilera Quintero Juny     |
| 3       | 12         | 4 James Amika (WS)          |                           | 6       | 13         | 9 Noguera Mayorga Claudia     |
| 13      | 58         | <b>Total Team</b>           | <b>Set</b>                | 20      | 66         | <b>Total Team</b>             |
| 13      | 50         | 12 Wilson Cindy (S)         |                           | 20      | 57         | 6 Rodriguez Saunders Lolette  |
| 20      | 69         | <b>Total Team</b>           | <b>Reception</b>          | 22      | 33         | <b>Total Team</b>             |
| 7       | 16         | 4 James Amika (WS)          | <b>Success - Faults</b>   | 13      | 16         | 11 Aguilera Quintero Juny     |
| 4       | 15         | 7 Hunt Asher (S)            | <b># Attempts</b>         | 5       | 7          | 9 Noguera Mayorga Claudia     |

■ Starting line-up   Pts = Points scored   [nn] = Captain  
□ Substitute   Atts = Attempts   L = Libero  
Opp = Opponent





# P-2 VOLLEYBALL • Match result



## 2018 WCH NORCECA Women's Final QT - Group B POOL B QUALIFICATION

**Match:** 6 **Date:** 30/09/2017 **Spectators:** 900  
**City:** Langley, BC, Canada  
**Hall:** Langley Events Centre  
**Match duration:** Start: 20:00 End: 21:20 Total: 1:20

| Teams               | Sets     | 1    | 2    | 3    | 4 | 5 | Total |
|---------------------|----------|------|------|------|---|---|-------|
| <b>CAN</b>          | <b>3</b> | 25   | 25   | 25   |   |   | 75    |
| <b>CUB</b>          | <b>0</b> | 18   | 15   | 23   |   |   | 56    |
| <b>Set duration</b> |          | 0:23 | 0:22 | 0:29 |   |   | 1:14  |

**Referees:** LARGAESPALDA, Norman (NIC) & VAN RAASLTE, Matt (CAN)

| CAN • CANADA |                          | 1 | 2 | 3 | 4 | 5 | Pts |
|--------------|--------------------------|---|---|---|---|---|-----|
| 4            | Richey Kyla (WS)         | ■ | ■ | ■ |   |   | 11  |
| 5            | Smith Danielle (S)       |   |   | □ |   |   |     |
| 6            | Coulter Alissa (WS)      |   |   | □ |   |   |     |
| 7            | L Beamish Brianna (L)    | L | L | L |   |   |     |
| 8            | Ogoms Alicia (MB)        |   |   |   |   |   |     |
| 9            | Gray Alexa Lea (OP)      | ■ | ■ | ■ |   |   | 19  |
| 12           | Cross Jennifer (MB)      | ■ | ■ | ■ |   |   | 2   |
| 13           | Charuk Lucille (MB)      | ■ | ■ | ■ |   |   | 2   |
| 15           | Casault Margaret (WS)    |   |   |   |   |   |     |
| 17           | L Moncks Kristen (L)     | L | L | L |   |   |     |
| 19           | Bélanger Marie-Alex (OP) | ■ | ■ | ■ |   |   | 17  |
| 20           | Perrin Alicia (MB)       |   |   |   |   |   |     |
| 22           | Cyr Megan (S)            | ■ | ■ | ■ |   |   | 1   |
| 23           | Reesor Michaela (WS)     |   |   |   |   |   |     |

**Coach:** MARCELLO ABBONDANZA  
**Assistant:** VINCENZO MALLIA

| CUB • CUBA |                                       | 1 | 2 | 3 | 4 | 5 | Pts |
|------------|---------------------------------------|---|---|---|---|---|-----|
| 2          | Gracia Gonzalez Regla Rainierys (WS)  | ■ | ■ | ■ |   |   | 4   |
| 3          | Perez Ramos Diaris De La Caridad (WS) | ■ | ■ |   |   |   | 2   |
| 5          | Hernandez Santas Yamila (S)           | ■ | ■ |   |   |   |     |
| 6          | Lescay Cajigal Daymara (MB)           | ■ | ■ | ■ |   |   | 6   |
| 7          | Palma Rodriguez Dalila (OP)           |   | □ | □ |   |   |     |
| 10         | L Borrell Cruz Emily (L)              | L | L | L |   |   |     |
| 11         | Moreno Borrero Gretell Elena (S)      |   | □ | ■ |   |   | 4   |
| 12         | Cese Montalvo Ailama (WS)             | □ | □ | ■ |   |   | 2   |
| 18         | Matienzo Linares Sulian Caridad (WS)  | ■ | ■ | ■ |   |   | 12  |
| 20         | Suarez Hernandez Laura Beatriz (MB)   | ■ | ■ | ■ |   |   | 3   |

**Coach:** WILFREDO ROBINSON PU (CUB)  
**Assistant:** LUIS OVIEDO BONILLA (CUB)

### TEAMS AND PLAYERS PERFORMANCES

| Won Pts   | Total Atts | No Name                     | Scoring Skills    | Won Pts   | Total Atts | No Name                    |
|-----------|------------|-----------------------------|-------------------|-----------|------------|----------------------------|
| <b>38</b> | <b>84</b>  | <b>Total Team</b>           |                   | <b>27</b> | <b>80</b>  | <b>Total Team</b>          |
| 14        | 28         | 9 Gray Alexa Lea (OP)       | <b>Spike</b>      | 12        | 28         | 18 Matienzo Linares Sulian |
| 13        | 30         | 19 Bélanger Marie-Alex (OP) |                   | 5         | 10         | 6 Lescay Cajigal Daymara   |
| <b>11</b> | <b>30</b>  | <b>Total Team</b>           | <b>Block</b>      | <b>5</b>  | <b>38</b>  | <b>Total Team</b>          |
| 4         | 4          | 4 Richey Kyla (WS)          |                   | 2         | 6          | 20 Suarez Hernandez Laura  |
| 3         | 4          | 9 Gray Alexa Lea (OP)       |                   | 2         | 8          | 11 Moreno Borrero Gretell  |
| <b>3</b>  | <b>74</b>  | <b>Total Team</b>           | <b>Serve</b>      | <b>1</b>  | <b>57</b>  | <b>Total Team</b>          |
| 2         | 17         | 9 Gray Alexa Lea (OP)       |                   | 1         | 10         | 6 Lescay Cajigal Daymara   |
| 1         | 10         | 19 Bélanger Marie-Alex (OP) |                   |           |            |                            |
| <b>23</b> |            | <b>Total Team</b>           | <b>Opp. error</b> | <b>23</b> |            | <b>Total Team</b>          |
| <b>75</b> | <b>188</b> | <b>Total Team</b>           | <b>Total</b>      | <b>56</b> | <b>175</b> | <b>Total Team</b>          |

|    |    |                       |                    |    |    |                            |
|----|----|-----------------------|--------------------|----|----|----------------------------|
| 19 | 49 | 9 Gray Alexa Lea (OP) | <b>Best Scorer</b> | 12 | 40 | 18 Matienzo Linares Sulian |
|----|----|-----------------------|--------------------|----|----|----------------------------|

| Excellent | Total Atts | No Name               | Non scoring Skills | Excellent | Total Atts | No Name                    |
|-----------|------------|-----------------------|--------------------|-----------|------------|----------------------------|
| <b>20</b> | <b>69</b>  | <b>Total Team</b>     |                    | <b>18</b> | <b>84</b>  | <b>Total Team</b>          |
| 6         | 7          | 4 Richey Kyla (WS)    | <b>Dig</b>         | 8         | 20         | 10 Borrell Cruz Emily (L)  |
| 6         | 14         | 17 Moncks Kristen (L) |                    | 5         | 12         | 2 Gracia Gonzalez Regla    |
| <b>22</b> | <b>74</b>  | <b>Total Team</b>     | <b>Set</b>         | <b>11</b> | <b>70</b>  | <b>Total Team</b>          |
| 21        | 53         | 22 Cyr Megan (S)      |                    | 6         | 33         | 11 Moreno Borrero Gretell  |
| <b>35</b> | <b>50</b>  | <b>Total Team</b>     | <b>Reception</b>   | <b>36</b> | <b>60</b>  | <b>Total Team</b>          |
| 15        | 19         | 4 Richey Kyla (WS)    | Success - Faults   | 16        | 22         | 10 Borrell Cruz Emily (L)  |
| 11        | 18         | 9 Gray Alexa Lea (OP) | # Attempts         | 8         | 12         | 18 Matienzo Linares Sulian |

■ Starting line-up Pts = Points scored [nn] = Captain  
 □ Substitute Atts = Attempts L = Libero  
 Opp = Opponent

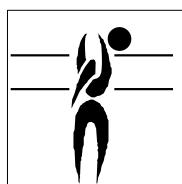







# P-5 VOLLEYBALL • Players ranking by skills

## 2018 WCH NORCECA Women's Final QT - Group B



### Best Scorers

| Rk                      | No | Name                                    | Team | Spike | Block | Serve | Total |
|-------------------------|----|---|------|-------|-------|-------|-------|
| 1                       | 9  | Gray Alexa Lea (OP)                     | CAN  | 27    | 5     | 3     | 35    |
| 2                       | 19 | Bélanger Marie-Alex (OP)                | CAN  | 23    | 5     | 6     | 34    |
| 3                       | 7  | Hernandez García Amalia Valeska (WS)    | NCA  | 24    | 1     | 2     | 27    |
| 4                       | 6  | Lescay Cajigal Daymara (MB)             | CUB  | 13    | 7     | 4     | 24    |
| 5                       | 18 | Matienzo Linares Sulian Caridad (WS)    | CUB  | 22    | 0     | 1     | 23    |
| 6                       | 20 | Suarez Hernandez Laura Beatriz (MB)     | CUB  | 11    | 4     | 5     | 20    |
| 7                       | 7  | Palma Rodriguez Dalila (OP)             | CUB  | 14    | 1     | 2     | 17    |
| 7                       | 20 | Perrin Alicia (MB)                      | CAN  | 12    | 4     | 1     | 17    |
| 9                       | 2  | Gracia Gonzalez Regla Rainierys (WS)    | CUB  | 11    | 0     | 5     | 16    |
| 10                      | 10 | Traña Lugo Heidy Elizabeth (MB)         | NCA  | 11    | 2     | 2     | 15    |
| 10                      | 4  | Richey Kyla (WS)                        | CAN  | 10    | 5     | 0     | 15    |
| 12                      | 3  | Perez Ramos Diaris De La Caridad (WS)   | CUB  | 12    | 1     | 1     | 14    |
| 13                      | 8  | Ogoms Alicia (MB)                       | CAN  | 6     | 3     | 4     | 13    |
| 14                      | 10 | Emmanuel Yosherbel (MB)                 | LCA  | 8     | 2     | 2     | 12    |
| 15                      | 9  | Neptune Kerin (WS)                      | LCA  | 9     | 0     | 2     | 11    |
| 15                      | 6  | Coulter Alissa (WS)                     | CAN  | 8     | 0     | 3     | 11    |
| 17                      | 12 | Cese Montalvo Ailama (WS)               | CUB  | 9     | 0     | 1     | 10    |
| 17                      | 4  | Traña Lugo Hellen Mercedes (MB)         | NCA  | 8     | 1     | 1     | 10    |
| 17                      | 6  | Rodriguez Saunders Lolette Eleonor (S)  | NCA  | 6     | 2     | 2     | 10    |
| 17                      | 11 | Moreno Borrero Gretell Elena (S)        | CUB  | 4     | 4     | 2     | 10    |
| 21                      | 15 | Casault Margaret (WS)                   | CAN  | 9     | 0     | 0     | 9     |
| 22                      | 4  | James Amika (WS)                        | LCA  | 8     | 0     | 0     | 8     |
| 23                      | 13 | Diaz Escorcia Josafat Del Socorro (MB)  | NCA  | 5     | 2     | 0     | 7     |
| 23                      | 23 | Reesor Michaela (WS)                    | CAN  | 4     | 0     | 3     | 7     |
| 23                      | 9  | Noguera Mayorga Claudia Concepcion (OP) | NCA  | 4     | 0     | 3     | 7     |
| 26                      | 12 | Cross Jennifer (MB)                     | CAN  | 4     | 2     | 0     | 6     |
| 27                      | 12 | Gonzales Kathy Massiell (WS)            | NCA  | 4     | 0     | 1     | 5     |
| 27                      | 3  | Nugent Nyoka (OP)                       | LCA  | 3     | 2     | 0     | 5     |
| 29                      | 6  | Tisson Francis Laura (MB)               | LCA  | 1     | 3     | 0     | 4     |
| 30                      | 22 | Cyr Megan (S)                           | CAN  | 2     | 0     | 1     | 3     |
| 31                      | 13 | Charuk Lucille (MB)                     | CAN  | 2     | 0     | 0     | 2     |
| 32                      | 5  | Leon Neema (MB)                         | LCA  | 1     | 0     | 0     | 1     |
| 32                      | 3  | Torres Tobie Maryuri Lisseth (WS)       | NCA  | 1     | 0     | 0     | 1     |
| 32                      | 5  | Smith Danielle (S)                      | CAN  | 0     | 0     | 1     | 1     |
| 32                      | 5  | Hernandez Santas Yamila (S)             | CUB  | 0     | 0     | 1     | 1     |
| 32                      | 11 | Ross Marcia (MB)                        | LCA  | 0     | 0     | 1     | 1     |
| 37                      | 7  | Beamish Brianna (L)                     | CAN  | 0     | 0     | 0     | 0     |
| 37                      | 17 | Moncks Kristen (L)                      | CAN  | 0     | 0     | 0     | 0     |
| 37                      | 10 | Borrell Cruz Emily (L)                  | CUB  | 0     | 0     | 0     | 0     |
| 37                      | 1  | Simon Prisca (WS)                       | LCA  | 0     | 0     | 0     | 0     |
| 37                      | 2  | Eugene Khrlsann (L)                     | LCA  | 0     | 0     | 0     | 0     |
| 37                      | 7  | Hunt Asher (S)                          | LCA  | 0     | 0     | 0     | 0     |
| 37                      | 8  | Phillips Megan (OP)                     | LCA  | 0     | 0     | 0     | 0     |
| 37                      | 12 | Wilson Cindy (S)                        | LCA  | 0     | 0     | 0     | 0     |
| 37                      | 1  | Pereira Herrera Andrea Victoria (WS)    | NCA  | 0     | 0     | 0     | 0     |
| 37                      | 11 | Aguilera Quintero Juny Meyber (L)       | NCA  | 0     | 0     | 0     | 0     |
| 37                      | 15 | Calero Ericka Gabriela (MB)             | NCA  | 0     | 0     | 0     | 0     |
| <b>Total tournament</b> |    |   |      | 296   | 56    | 60    | 412   |





# P-5 VOLLEYBALL • Players ranking by skills

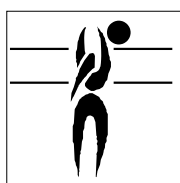
## 2018 WCH NORCECA Women's Final QT - Group B



### Best Spikers

Limit: 15.00%

| Rk                      | No | Name                                  | Team | Spikes | Faults | Shots | Total Attempts | Succ. % |
|-------------------------|----|---------------------------------------|------|--------|--------|-------|----------------|---------|
| 1                       | 9  | Gray Alexa Lea (OP)                   | CAN  | 27     | 7      | 19    | 53             | 50.94   |
| 2                       | 18 | Matienzo Linares Sulian Caridad (WS)  | CUB  | 22     | 6      | 16    | 44             | 50.00   |
| 3                       | 19 | Bélanger Marie-Alex (OP)              | CAN  | 23     | 4      | 22    | 49             | 46.94   |
| 4                       | 7  | Hernandez García Amalia Valeska (WS)  | NCA  | 24     | 14     | 27    | 65             | 36.92   |
| 5                       | 4  | James Amika (WS)                      | LCA  | 8      | 16     | 14    | 38             | 21.05   |
| 6                       | 9  | Neptune Kerin (WS)                    | LCA  | 9      | 14     | 28    | 51             | 17.65   |
| 7                       | 4  | Traña Lugo Hellen Mercedes (MB)       | NCA  | 8      | 6      | 40    | 54             | 14.81   |
| -                       | 10 | Traña Lugo Heidy Elizabeth (MB)       | NCA  | 11     | 4      | 14    | 29             |         |
| -                       | 12 | Cese Montalvo Ailama (WS)             | CUB  | 9      | 2      | 17    | 28             |         |
| -                       | 3  | Perez Ramos Diaris De La Caridad (WS) | CUB  | 12     | 7      | 8     | 27             |         |
| <b>Total Tournament</b> |    |                                       |      | 296    | 133    | 375   | 804            | 36.82   |



### Best Blockers

| Rk                      | No | Name                                | Team | Kill Blocks | Faults | Rebounds | Total Attempts | Avg. by set |
|-------------------------|----|-------------------------------------|------|-------------|--------|----------|----------------|-------------|
| 1                       | 6  | Lescay Cajigal Daymara (MB)         | CUB  | 7           | 7      | 6        | 20             | 0.78        |
| 2                       | 4  | Richey Kyla (WS)                    | CAN  | 5           | -      | -        | 5              | 0.56        |
| 2                       | 9  | Gray Alexa Lea (OP)                 | CAN  | 5           | -      | 1        | 6              | 0.56        |
| 2                       | 19 | Bélanger Marie-Alex (OP)            | CAN  | 5           | -      | -        | 5              | 0.56        |
| 5                       | 20 | Suarez Hernandez Laura Beatriz (MB) | CUB  | 4           | 2      | 13       | 19             | 0.44        |
| 6                       | 20 | Perrin Alicia (MB)                  | CAN  | 4           | 3      | 5        | 12             | 0.44        |
| 7                       | 11 | Moreno Borrero Gretell Elena (S)    | CUB  | 4           | 4      | 2        | 10             | 0.44        |
| 8                       | 8  | Ogoms Alicia (MB)                   | CAN  | 3           | -      | -        | 3              | 0.33        |
| 9                       | 6  | Tisson Francis Laura (MB)           | LCA  | 3           | 7      | 13       | 23             | 0.33        |
| 10                      | 3  | Nugent Nyoka (OP)                   | LCA  | 2           | -      | 2        | 4              | 0.22        |
| <b>Total Tournament</b> |    |                                     |      | 56          | 75     | 139      | 270            | 3.11        |



### Best Servers


| Rk                      | No | Name                                    | Team | Aces | Faults | Serve Hits | Total Attempts | Avg. by set |
|-------------------------|----|---|------|------|--------|------------|----------------|-------------|
| 1                       | 19 | Bélanger Marie-Alex (OP)                | CAN  | 6    | 9      | 9          | 24             | 0.67        |
| 2                       | 20 | Suarez Hernandez Laura Beatriz (MB)     | CUB  | 5    | 2      | 32         | 39             | 0.56        |
| 3                       | 2  | Gracia Gonzalez Regla Rainierys (WS)    | CUB  | 5    | 2      | 20         | 27             | 0.56        |
| 4                       | 6  | Lescay Cajigal Daymara (MB)             | CUB  | 4    | -      | 24         | 28             | 0.44        |
| 4                       | 8  | Ogoms Alicia (MB)                       | CAN  | 4    | -      | 16         | 20             | 0.44        |
| 6                       | 23 | Reesor Michaela (WS)                    | CAN  | 3    | -      | 16         | 19             | 0.33        |
| 7                       | 6  | Coulter Alissa (WS)                     | CAN  | 3    | 1      | 7          | 11             | 0.33        |
| 8                       | 9  | Noguera Mayorga Claudia Concepcion (OP) | NCA  | 3    | 3      | 11         | 17             | 0.33        |
| 9                       | 9  | Gray Alexa Lea (OP)                     | CAN  | 3    | 7      | 15         | 25             | 0.33        |
| 10                      | 6  | Rodriguez Saunders Lolette Eleonor (S)  | NCA  | 2    | 1      | 20         | 23             | 0.22        |
| <b>Total Tournament</b> |    |   |      | 60   | 72     | 524        | 656            | 3.33        |





# P-5 VOLLEYBALL • Players ranking by skills

## 2018 WCH NORCECA Women's Final QT - Group B



### Best Diggers

| Rk                      | No | Name                                    | Team | Digs | Faults | Receptions | Total Attempts | Avg. by set |
|-------------------------|----|---|------|------|--------|------------|----------------|-------------|
| 1                       | 17 | Moncks Kristen (L)                      | CAN  | 28   | 3      | 17         | 48             | 3.11        |
| 2                       | 10 | Borrell Cruz Emily (L)                  | CUB  | 16   | 1      | 22         | 39             | 1.78        |
| 3                       | 11 | Aguilera Quintero Juny Meyber (L)       | NCA  | 16   | 6      | 23         | 45             | 1.78        |
| 4                       | 4  | Richey Kyla (WS)                        | CAN  | 9    | 3      | 4          | 16             | 1.00        |
| 5                       | 9  | Noguera Mayorga Claudia Concepcion (OP) | NCA  | 8    | 8      | 13         | 29             | 0.89        |
| 6                       | 7  | Beamish Brianna (L)                     | CAN  | 6    | 1      | 11         | 18             | 0.67        |
| 7                       | 2  | Gracia Gonzalez Regla Rainierys (WS)    | CUB  | 5    | 1      | 14         | 20             | 0.56        |
| 8                       | 9  | Neptune Kerin (WS)                      | LCA  | 5    | 4      | 27         | 36             | 0.56        |
| 9                       | 9  | Gray Alexa Lea (OP)                     | CAN  | 5    | 2      | 9          | 16             | 0.56        |
| 10                      | 4  | James Amika (WS)                        | LCA  | 5    | 9      | 24         | 38             | 0.56        |
| <b>Total Tournament</b> |    |   |      | 166  | 297    | 442        | 905            | 9.22        |



### Best Setters

| Rk                      | No | Name                                   | Team | Running Sets | Faults | Still Sets | Total Attempts | Avg. by set |
|-------------------------|----|--|------|--------------|--------|------------|----------------|-------------|
| 1                       | 22 | Cyr Megan (S)                          | CAN  | 54           | 2      | 55         | 111            | 6.00        |
| 2                       | 6  | Rodriguez Saunders Lolette Eleonor (S) | NCA  | 43           | 4      | 146        | 193            | 4.78        |
| 3                       | 5  | Smith Danielle (S)                     | CAN  | 32           | 3      | 23         | 58             | 3.56        |
| 4                       | 11 | Moreno Borrero Gretell Elena (S)       | CUB  | 30           | 4      | 50         | 84             | 3.33        |
| 5                       | 5  | Hernandez Santas Yamila (S)            | CUB  | 24           | 1      | 43         | 68             | 2.67        |
| 6                       | 12 | Wilson Cindy (S)                       | LCA  | 19           | 8      | 119        | 146            | 2.11        |
| 7                       | 7  | Palma Rodriguez Dalila (OP)            | CUB  | 1            | -      | 5          | 6              | 0.11        |
| -                       | 1  | Simon Prisca (WS)                      | LCA  | -            | -      | 1          | 1              |             |
| -                       | 1  | Pereira Herrera Andrea Victoria (WS)   | NCA  | -            | -      | 1          | 1              |             |
| -                       | 2  | Gracia Gonzalez Regla Rainierys (WS)   | CUB  | -            | -      | 1          | 1              |             |
| <b>Total Tournament</b> |    |  |      | 203          | 24     | 531        | 758            | 11.28       |



### Best Receivers

Limit: 20.00%


| Rk                      | No | Name                                    | Team | Excellents | Faults | Serve Receptions | Total Attempts | Eff. % |
|-------------------------|----|---|------|------------|--------|------------------|----------------|--------|
| 1                       | 4  | Richey Kyla (WS)                        | CAN  | 18         | 1      | 4                | 23             | 73.91  |
| 2                       | 9  | Gray Alexa Lea (OP)                     | CAN  | 15         | -      | 10               | 25             | 60.00  |
| 3                       | 11 | Aguilera Quintero Juny Meyber (L)       | NCA  | 26         | 1      | 15               | 42             | 59.52  |
| 4                       | 10 | Borrell Cruz Emily (L)                  | CUB  | 27         | 1      | 16               | 44             | 59.09  |
| 5                       | 7  | Beamish Brianna (L)                     | CAN  | 17         | -      | 13               | 30             | 56.67  |
| 6                       | 7  | Hernandez Garcia Amalia Valeska (WS)    | NCA  | 23         | 4      | 24               | 51             | 37.25  |
| 7                       | 9  | Noguera Mayorga Claudia Concepcion (OP) | NCA  | 13         | 4      | 17               | 34             | 26.47  |
| 8                       | 9  | Neptune Kerin (WS)                      | LCA  | 16         | 2      | 37               | 55             | 25.45  |
| 9                       | 4  | James Amika (WS)                        | LCA  | 11         | 8      | 29               | 48             | 6.25   |
| -                       | 12 | Cese Montalvo Ailama (WS)               | CUB  | 11         | 2      | 10               | 23             |        |
| <b>Total Tournament</b> |    |   |      | 239        | 54     | 289              | 582            | 31.79  |





# P-5 VOLLEYBALL • Players ranking by skills

## 2018 WCH NORCECA Women's Final QT - Group B



### Best Liberos

| Rk | No | Name                              | Team | Excellents | Faults | In play | Total attempts | Avg. by set |
|----|----|-----------------------------------|------|------------|--------|---------|----------------|-------------|
| 1  | 10 | Borrell Cruz Emily (L)            | CUB  | 43         | 2      | 38      | 83             | 4.78        |
| 2  | 11 | Aguilera Quintero Juny Meyber (L) | NCA  | 42         | 7      | 38      | 87             | 4.67        |
| 3  | 17 | Moncks Kristen (L)                | CAN  | 28         | 3      | 17      | 48             | 3.11        |
| 4  | 7  | Beamish Brianna (L)               | CAN  | 23         | 1      | 24      | 48             | 2.56        |
| 5  | 2  | Eugene Khrlsann (L)               | LCA  | 11         | 11     | 33      | 55             | 1.22        |





# P-6 VOLLEYBALL • Teams ranking by skills

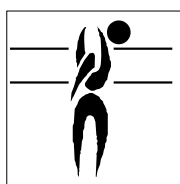
## 2018 WCH NORCECA Women's Final QT - Group B



### Best Spikers

Limit: 15.00%

| Rk                      | Team          | Spikes | Faults | Shots | Total Attempts | Succ. % |
|-------------------------|---------------|--------|--------|-------|----------------|---------|
| 1                       | CAN CANADA    | 107    | 19     | 85    | 211            | 50.71   |
| 2                       | CUB CUBA      | 96     | 29     | 71    | 196            | 48.98   |
| 3                       | NCA NICARAGUA | 63     | 42     | 129   | 234            | 26.92   |
| 4                       | LCA ST. LUCIA | 30     | 43     | 90    | 163            | 18.40   |
| <b>Total Tournament</b> |               | 296    | 133    | 375   | 804            | 36.82   |




### Best Blockers

| Rk                      | Team          | Kill Blocks | Faults | Rebounds | Total Attempts | Avg. by set |
|-------------------------|---------------|-------------|--------|----------|----------------|-------------|
| 1                       | CAN CANADA    | 24          | 13     | 27       | 64             | 2.67        |
| 2                       | CUB CUBA      | 17          | 22     | 37       | 76             | 1.89        |
| 3                       | NCA NICARAGUA | 8           | 14     | 37       | 59             | 0.89        |
| 4                       | LCA ST. LUCIA | 7           | 26     | 38       | 71             | 0.78        |
| <b>Total Tournament</b> |               | 56          | 75     | 139      | 270            | 3.11        |



### Best Servers

| Rk                      | Team          | Aces | Faults | Serve Hits | Total Attempts | Avg. by set |
|-------------------------|---------------|------|--------|------------|----------------|-------------|
| 1                       | CUB CUBA      | 22   | 13     | 169        | 204            | 2.44        |
| 1                       | CAN CANADA    | 22   | 29     | 171        | 222            | 2.44        |
| 3                       | NCA NICARAGUA | 11   | 15     | 115        | 141            | 1.22        |
| 4                       | LCA ST. LUCIA | 5    | 15     | 69         | 89             | 0.56        |
| <b>Total Tournament</b> |               | 60   | 72     | 524        | 656            | 3.33        |



### Best Diggers

| Rk                      | Team          | Digs | Faults | Receptions | Total Attempts | Avg. by set |
|-------------------------|---------------|------|--------|------------|----------------|-------------|
| 1                       | CAN CANADA    | 67   | 44     | 91         | 202            | 7.44        |
| 2                       | CUB CUBA      | 40   | 57     | 100        | 197            | 4.44        |
| 3                       | NCA NICARAGUA | 38   | 94     | 121        | 253            | 4.22        |
| 4                       | LCA ST. LUCIA | 21   | 102    | 130        | 253            | 2.33        |
| <b>Total Tournament</b> |               | 166  | 297    | 442        | 905            | 9.22        |





# P-6 VOLLEYBALL • Teams ranking by skills

## 2018 WCH NORCECA Women's Final QT - Group B



### Best Setters

| Rk                      | Team          | Running Sets | Faults | Still Sets | Total Attempts | Avg. by set |
|-------------------------|---------------|--------------|--------|------------|----------------|-------------|
| 1                       | CAN CANADA    | 86           | 5      | 107        | 198            | 9.56        |
| 2                       | CUB CUBA      | 55           | 5      | 110        | 170            | 6.11        |
| 3                       | NCA NICARAGUA | 43           | 5      | 174        | 222            | 4.78        |
| 4                       | LCA ST. LUCIA | 19           | 9      | 140        | 168            | 2.11        |
| <b>Total Tournament</b> |               | 203          | 24     | 531        | 758            | 11.28       |



### Best Receivers

Limit: 20.00%

| Rk                      | Team          | Excellents | Faults | Serve Receptions | Total Attempts | Eff. % |
|-------------------------|---------------|------------|--------|------------------|----------------|--------|
| 1                       | CAN CANADA    | 56         | 1      | 37               | 94             | 58.51  |
| 2                       | CUB CUBA      | 63         | 9      | 45               | 117            | 46.15  |
| 3                       | NCA NICARAGUA | 74         | 15     | 76               | 165            | 35.76  |
| 4                       | LCA ST. LUCIA | 46         | 29     | 131              | 206            | 8.25   |
| <b>Total Tournament</b> |               | 239        | 54     | 289              | 582            | 31.79  |





## Canada wins gold at the Women's Continental Championship in Langley

Langley, British Columbia, CANADA. September 30, 2017: Canada's women's team both won gold and qualified for the 2018 World Championships this weekend at the NORCECA Senior Women's Continental Championship and World Championship Qualification Tournament (Group B).

The score ended at 3-0 (25-18, 25-15, 25-23).

Canada started off tentative very early on in today's final, but then gained strength after the first technical time out of the first set, and didn't really look back despite a late challenge by the Cuban team.

Alexa Gray, also named tournament MVP, led all scoring with 19 points, followed by Marie-Alex Belanger with 17 points. Sulian Matienzo reached double digits for Cuba with 12 points.

Cuba comes away with silver and also earns a berth in the 2018 World Championships, which will be held in Japan. Nicaragua and St. Lucia finished third and fourth respectively.

**Marcello Abbondanza, head coach of Canada:** "We are very happy. We played very good, especially in the first two sets. We showed what progress we've made this summer. I'm happy for my team – they gave it 100-percent of what they had, and winning 3-0 is never easy, so bravo!"

**Lucy Charuk, captain of Canada,:** "The last time we faced Cuba (at the Pan Am Cup in Peru) we lost to them, so we've had our sights set on this match for the last month and a half. We knew it came down to tonight. We learned so much in the last five months, it's awesome. ... We love playing at home, it's just the best feeling!"

**Wilfredo Robinson Pupo, head coach of Cuba:** "This was a very tough match and our players did their best. At the start of the tournament, we tried to play some of our younger players to get them used to this level of play, because we've recently had a lot of turnover with the addition of six new players..... The last was tough, but we didn't have enough to respond to the completion. We can play better, but I'm happy that the team finished with a strong effort."

"Canada played very well all game today. They were very strong on the block, which made things very difficult on us today."



**Sulian Matienzo, Cuba Captain:** “We came here today, to do our best, but in the first two sets, we weren’t at our best because Canada played very well today..... We came to Canada to beat Canada, but this time we didn’t. Next time we will have to play better if we want to beat them.”





## Nicaragua picks up third place at the Women's Continental Championship

LANGLEY, Canada. September 30, 2017 – Nicaragua captured third place at the NORCECA Senior Women's Continental Championship and World Championship Qualification Tournament (Group B).

Nicaragua nicely defeated St. Lucia 3-0 (25-12 25-11 25-13) in their first win of the tournament. Middle blocker Heidy Traña was match top scorer with 11, followed by Nicaraguan teammate Amalia Hernandez just behind her with 10 points.

Canada and Cuba achieved the World Championship Qualification from this tournament, and play for gold this evening in at the Langley Events Centre.

**Rene Quintana, head coach of Nicaragua:** "We expected to win to the game, but I was surprised that we won with such comfort. We learned many things from this tournament – we need to develop our volleyball to get to a similar level of Cuba or Canada, and we have to keep our training high so that we keep ahead of teams such as St. Lucia."

**Claudia Noguera, Captain of Nicaragua:** "We came here to win today, and we did what we needed to do. The next step for us is the Central American Games, which will be held in Managua, and this was a very good preparation for us."

**Kendell Charlery, head coach of St. Lucia:** "Today's game, we gave it a good shot. Coming in we knew it was going to be a challenge. I took the opportunity to give some playing time some of the players from our bench because I wanted everybody to get some exposure to playing at an event like this. We had a couple of nice points, and a lot of mistakes, but it's a learning process for our young team.....It's very motivating, not only for me, but also for the players to see everyone working so hard up until the end. We're going to take this experience home with us and work harder for next time."

**Cindy Wilson – St. Lucia Captain,** "It was a disappointing loss because we had so many unforced errors. I'm happy because a lot of our players don't have the experience playing at an event like this and gaining that type of experience was good for the players on our team."