



AFECAVOL Men's U19




P-3 Match players ranking

Match: 12 **Date:** 14/09/2022 **Spectators:** 250
City: Santa Rosa de Copan
Hall: G. Santa Rosa de Copan
Match duration: **Start:** 19:30 **End:** 21:35 **Total:** 1:32

| Teams | Sets | 1 | 2 | 3 | 4 | 5 | Total |
|------------------|----------|------|------|------|---|---|-------|
| GUA | 3 | 25 | 25 | 25 | | | 75 |
| HON | 0 | 19 | 9 | 20 | | | 48 |
| Duration: | | 0:28 | 0:25 | 0:33 | | | 1:26 |



GUA • Guatemala



Attack

Limit: 15.00%

| Rk | No | Name | Pos. | Attacks | Faults | Shots | Total Attempts | Succ. % |
|-------------------|----|--|------|---------|--------|-------|----------------|---------|
| 1 | 1 | Villatoro de Leon Pedro Miguel | OH | 6 | 4 | 5 | 15 | 40.00 |
| 2 | 6 | Gonzalez Archila Ferdinando | OP | 7 | 3 | 12 | 22 | 31.82 |
| 3 | 3 | Recinos Sandoval Roberto Carlos | OH | 4 | 4 | 11 | 19 | 21.05 |
| - | 2 | Rivas Morales Adolfo Ariel | S | 3 | 0 | 4 | 7 | |
| - | 7 | Paz Paiz Sergio Andres | MB | 6 | 1 | 4 | 11 | |
| - | 8 | Vasquez Velasquez Henry Lauro Giovanni | MB | 0 | 0 | 0 | 0 | |
| - | 9 | Argueta Mateo Hector Daniel | L | 0 | 0 | 0 | 0 | |
| - | 10 | Mendoza Marroquin Omar Eduardo | OH | 0 | 0 | 0 | 0 | |
| - | 12 | Gonzalez Estrada Boris Andres | OH | 0 | 0 | 0 | 0 | |
| - | 13 | Wandel Marroquin Theo | MB | 2 | 0 | 2 | 4 | |
| - | 14 | Mendizabal Pommier Luis Roberto | S | 0 | 0 | 0 | 0 | |
| - | 15 | Velasquez Flores Edgar David | L | 0 | 0 | 0 | 0 | |
| - | 16 | Hernandez Pacheco Jesus Otoniel | OH | 0 | 0 | 0 | 0 | |
| - | 17 | Velasquez Flores Marvin Gabriel | OH | 0 | 0 | 0 | 0 | |
| Total Team | | | | 28 | 12 | 38 | 78 | 35.90 |




Block

| Rk | No | Name | Pos. | Kill Blocks | Faults | Rebounds | Total Attempts | Avg. by set |
|-------------------|----|--|------|-------------|--------|----------|----------------|-------------|
| 1 | 7 | Paz Paiz Sergio Andres | MB | 3 | 1 | 8 | 12 | 1.00 |
| 2 | 2 | Rivas Morales Adolfo Ariel | S | 2 | 1 | 7 | 10 | 0.67 |
| 3 | 1 | Villatoro de Leon Pedro Miguel | OH | 1 | 1 | 4 | 6 | 0.33 |
| | 6 | Gonzalez Archila Ferdinando | OP | 1 | 2 | 5 | 8 | 0.33 |
| | 13 | Wandel Marroquin Theo | MB | 1 | 0 | 0 | 1 | 0.33 |
| - | 3 | Recinos Sandoval Roberto Carlos | OH | 0 | 0 | 1 | 1 | |
| - | 8 | Vasquez Velasquez Henry Lauro Giovanni | MB | 0 | 0 | 0 | 0 | |
| - | 9 | Argueta Mateo Hector Daniel | L | 0 | 0 | 0 | 0 | |
| - | 10 | Mendoza Marroquin Omar Eduardo | OH | 0 | 0 | 0 | 0 | |
| - | 12 | Gonzalez Estrada Boris Andres | OH | 0 | 0 | 0 | 0 | |
| - | 14 | Mendizabal Pommier Luis Roberto | S | 0 | 0 | 0 | 0 | |
| - | 15 | Velasquez Flores Edgar David | L | 0 | 0 | 0 | 0 | |
| - | 16 | Hernandez Pacheco Jesus Otoniel | OH | 0 | 0 | 0 | 0 | |
| - | 17 | Velasquez Flores Marvin Gabriel | OH | 0 | 0 | 0 | 0 | |
| Total Team | | | | 8 | 5 | 25 | 38 | 2.67 |



P-3 Match players ranking

|  | Rk | No | Name | Pos. | Aces | Faults | Serve Hits | Total Attempts | Avg. by set |
|--|-------|----|--|------------------------|------|--------|------------|----------------|-------------|
| | Serve | 1 | 7 | Paz Paiz Sergio Andres | MB | 9 | 2 | 10 | 21 |
| | 2 | 3 | Recinos Sandoval Roberto Carlos | OH | 1 | 0 | 19 | 20 | 0.33 |
| | - | 1 | Villatoro de Leon Pedro Miguel | OH | 0 | 2 | 4 | 6 | |
| | - | 2 | Rivas Morales Adolfo Ariel | S | 0 | 2 | 7 | 9 | |
| | - | 6 | Gonzalez Archila Ferdinando | OP | 0 | 2 | 7 | 9 | |
| | - | 8 | Vasquez Velasquez Henry Lauro Giovani | MB | 0 | 0 | 0 | 0 | |
| | - | 9 | Argueta Mateo Hector Daniel | L | 0 | 0 | 0 | 0 | |
| | - | 10 | Mendoza Marroquin Omar Eduardo | OH | 0 | 1 | 1 | 2 | |
| | - | 12 | Gonzalez Estrada Boris Andres | OH | 0 | 0 | 0 | 0 | |
| | - | 13 | Wandel Marroquin Theo | MB | 0 | 0 | 3 | 3 | |
| | - | 14 | Mendizabal Pommier Luis Roberto | S | 0 | 0 | 0 | 0 | |
| | - | 15 | Velasquez Flores Edgar David | L | 0 | 0 | 0 | 0 | |
| | - | 16 | Hernandez Pacheco Jesus Otoniel | OH | 0 | 0 | 0 | 0 | |
| | - | 17 | Velasquez Flores Marvin Gabriel | OH | 0 | 1 | 2 | 3 | |
| Total Team | | | | | 10 | 10 | 53 | 73 | 3.33 |

| Team | Total Team | 29 | 0 | 29 |
|------|------------|----|---|----|
| | | | | |

|  | Rk | No | Name | Pos. | Digs | Faults | Receptions | Total Attempts | Avg. by set |
|---|-----|----|--|-----------------------------|------|--------|------------|----------------|-------------|
| | Dig | 1 | 9 | Argueta Mateo Hector Daniel | L | 8 | 5 | 10 | 23 |
| | 2 | 3 | Recinos Sandoval Roberto Carlos | OH | 4 | 6 | 4 | 14 | 1.33 |
| | 3 | 1 | Villatoro de Leon Pedro Miguel | OH | 2 | 4 | 6 | 12 | 0.67 |
| | - | 7 | Paz Paiz Sergio Andres | MB | 2 | 0 | 6 | 8 | 0.67 |
| | - | 2 | Rivas Morales Adolfo Ariel | S | 0 | 1 | 7 | 8 | |
| | - | 6 | Gonzalez Archila Ferdinando | OP | 0 | 4 | 3 | 7 | |
| | - | 8 | Vasquez Velasquez Henry Lauro Giovani | MB | 0 | 0 | 0 | 0 | |
| | - | 10 | Mendoza Marroquin Omar Eduardo | OH | 0 | 0 | 0 | 0 | |
| | - | 12 | Gonzalez Estrada Boris Andres | OH | 0 | 0 | 0 | 0 | |
| | - | 13 | Wandel Marroquin Theo | MB | 0 | 0 | 7 | 7 | |
| | - | 14 | Mendizabal Pommier Luis Roberto | S | 0 | 0 | 0 | 0 | |
| | - | 15 | Velasquez Flores Edgar David | L | 0 | 0 | 0 | 0 | |
| | - | 16 | Hernandez Pacheco Jesus Otoniel | OH | 0 | 0 | 0 | 0 | |
| | - | 17 | Velasquez Flores Marvin Gabriel | OH | 0 | 0 | 1 | 1 | |
| Total Team | | | | | 16 | 20 | 44 | 80 | 5.33 |

|  | Rk | No | Name | Pos. | Running Sets | Faults | Still Sets | Total Attempts | Avg. by set |
|--|-----|----|--|----------------------------|--------------|--------|------------|----------------|-------------|
| | Set | 1 | 2 | Rivas Morales Adolfo Ariel | S | 27 | 0 | 31 | 58 |
| | - | 1 | Villatoro de Leon Pedro Miguel | OH | 0 | 0 | 0 | 0 | |
| | - | 3 | Recinos Sandoval Roberto Carlos | OH | 0 | 0 | 0 | 0 | |
| | - | 6 | Gonzalez Archila Ferdinando | OP | 0 | 0 | 2 | 2 | |
| | - | 7 | Paz Paiz Sergio Andres | MB | 0 | 0 | 1 | 1 | |
| | - | 8 | Vasquez Velasquez Henry Lauro Giovani | MB | 0 | 0 | 0 | 0 | |
| | - | 9 | Argueta Mateo Hector Daniel | L | 0 | 0 | 0 | 0 | |
| | - | 10 | Mendoza Marroquin Omar Eduardo | OH | 0 | 0 | 0 | 0 | |
| | - | 12 | Gonzalez Estrada Boris Andres | OH | 0 | 0 | 0 | 0 | |
| | - | 13 | Wandel Marroquin Theo | MB | 0 | 0 | 0 | 0 | |
| | - | 14 | Mendizabal Pommier Luis Roberto | S | 0 | 0 | 0 | 0 | |
| | - | 15 | Velasquez Flores Edgar David | L | 0 | 0 | 0 | 0 | |
| | - | 16 | Hernandez Pacheco Jesus Otoniel | OH | 0 | 0 | 0 | 0 | |
| | - | 17 | Velasquez Flores Marvin Gabriel | OH | 0 | 0 | 0 | 0 | |
| Total Team | | | | | 27 | 0 | 34 | 61 | 9.00 |



AFECAVOL Men's U19



P-3 Match players ranking

| Rk | No | Name | Pos. | Excellents | Faults | Serve Receptions | Total Attempts | Eff. % |
|-------------------|----|--|------|------------|--------|------------------|----------------|--------|
| | | | | | | | | |
| 1 | 3 | Recinos Sandoval Roberto Carlos | OH | 4 | 0 | 7 | 11 | 36.36 |
| 2 | 1 | Villatoro de Leon Pedro Miguel | OH | 6 | 1 | 10 | 17 | 29.41 |
| - | 2 | Rivas Morales Adolfo Ariel | S | 0 | 0 | 0 | 0 | |
| - | 6 | Gonzalez Archila Ferdinando | OP | 0 | 0 | 2 | 2 | |
| - | 7 | Paz Paiz Sergio Andres | MB | 0 | 0 | 0 | 0 | |
| - | 8 | Vasquez Velasquez Henry Lauro Giovani | MB | 0 | 0 | 0 | 0 | |
| - | 9 | Argueta Mateo Hector Daniel | L | 2 | 0 | 5 | 7 | |
| - | 10 | Mendoza Marroquin Omar Eduardo | OH | 0 | 0 | 0 | 0 | |
| - | 12 | Gonzalez Estrada Boris Andres | OH | 0 | 0 | 0 | 0 | |
| - | 13 | Wandel Marroquin Theo | MB | 0 | 0 | 0 | 0 | |
| - | 14 | Mendizabal Pommier Luis Roberto | S | 0 | 0 | 0 | 0 | |
| - | 15 | Velasquez Flores Edgar David | L | 0 | 0 | 0 | 0 | |
| - | 16 | Hernandez Pacheco Jesus Otoniel | OH | 0 | 0 | 0 | 0 | |
| - | 17 | Velasquez Flores Marvin Gabriel | OH | 0 | 0 | 0 | 0 | |
| Total Team | | | | 12 | 1 | 24 | 37 | 29.73 |






Reception

Limit: 20.00%








HON • Honduras

| | | Rk | No | Name | Pos. | Attacks | Faults | Shots | Total Attempts | Succ. % | |
|--|---|------------|-----------------------------------|--------------------------------|------|-------------|--------|------------|----------------|-------------|-------|
|  Attack Limit: 15.00% | 1 | 5 | Villegas Reyes Leonardo Moises | OH | 12 | 2 | 11 | 25 | 48.00 | | |
| | 2 | 9 | Pineda Lagos Oscar Andres | OH | 3 | 4 | 12 | 19 | 15.79 | | |
| | 3 | 10 | Mendoza Lopez Jonathan Jassiel | OH | 1 | 5 | 10 | 16 | 6.25 | | |
| | - | 1 | Duarte Fonseca Hector Josue | S | 0 | 0 | 2 | 2 | | | |
| | - | 2 | Sosa Babun Santiago | OP | 0 | 0 | 0 | 0 | | | |
| | - | 4 | Diaz Flores Javier Eduardo | MB | 4 | 1 | 7 | 12 | | | |
| | - | 7 | Contreras Bautista Ary Josue | OP | 1 | 1 | 5 | 7 | | | |
| | - | 8 | Lara Claros Arturo Alejandro | L | 0 | 0 | 0 | 0 | | | |
| | - | 14 | Rivera Banegas Luis Amilcar | MB | 2 | 1 | 2 | 5 | | | |
| | - | 15 | Flores Godoy Jose Carlos | MB | 0 | 0 | 0 | 0 | | | |
| | - | 16 | Hernandez Alvarenga Isai Jonathan | S | 0 | 0 | 0 | 0 | | | |
| | - | 17 | Soto Flores Diego Andres | MB | 0 | 1 | 2 | 3 | | | |
| | - | 19 | Mendez Flores Angel Omar | L | 0 | 0 | 0 | 0 | | | |
| | - | 20 | Garcia Sanchez Alfredo | S | 1 | 0 | 0 | 1 | | | |
| | Total Team | | | | | | 24 | 15 | 51 | 90 | 26.67 |
| |  Block | Rk | No | Name | Pos. | Kill Blocks | Faults | Rebounds | Total Attempts | Avg. by set | |
| | | 1 | 17 | Soto Flores Diego Andres | MB | 1 | 1 | 0 | 2 | 0.33 | |
| | | - | 1 | Duarte Fonseca Hector Josue | S | 0 | 0 | 0 | 0 | | |
| | | - | 2 | Sosa Babun Santiago | OP | 0 | 0 | 0 | 0 | | |
| | | - | 4 | Diaz Flores Javier Eduardo | MB | 0 | 1 | 2 | 3 | | |
| | | - | 5 | Villegas Reyes Leonardo Moises | OH | 0 | 1 | 2 | 3 | | |
| - | | 7 | Contreras Bautista Ary Josue | OP | 0 | 0 | 0 | 0 | | | |
| - | | 8 | Lara Claros Arturo Alejandro | L | 0 | 0 | 0 | 0 | | | |
| - | | 9 | Pineda Lagos Oscar Andres | OH | 0 | 1 | 3 | 4 | | | |
| - | | 10 | Mendoza Lopez Jonathan Jassiel | OH | 0 | 0 | 2 | 2 | | | |
| - | | 14 | Rivera Banegas Luis Amilcar | MB | 0 | 2 | 6 | 8 | | | |
| - | | 15 | Flores Godoy Jose Carlos | MB | 0 | 0 | 0 | 0 | | | |
| - | | 16 | Hernandez Alvarenga Isai Jonathan | S | 0 | 0 | 0 | 0 | | | |
| - | | 19 | Mendez Flores Angel Omar | L | 0 | 0 | 0 | 0 | | | |
| - | | 20 | Garcia Sanchez Alfredo | S | 0 | 0 | 0 | 0 | | | |
| Total Team | | | | | | 1 | 6 | 15 | 22 | 0.33 | |
|  Serve | | Rk | No | Name | Pos. | Aces | Faults | Serve Hits | Total Attempts | Avg. by set | |
| | | 1 | 10 | Mendoza Lopez Jonathan Jassiel | OH | 1 | 2 | 7 | 10 | 0.33 | |
| | | - | 1 | Duarte Fonseca Hector Josue | S | 0 | 1 | 8 | 9 | | |
| | | - | 2 | Sosa Babun Santiago | OP | 0 | 1 | 1 | 2 | | |
| | | - | 4 | Diaz Flores Javier Eduardo | MB | 0 | 1 | 7 | 8 | | |
| | - | 5 | Villegas Reyes Leonardo Moises | OH | 0 | 2 | 6 | 8 | | | |
| | - | 7 | Contreras Bautista Ary Josue | OP | 0 | 0 | 0 | 0 | | | |
| | - | 8 | Lara Claros Arturo Alejandro | L | 0 | 0 | 0 | 0 | | | |
| | - | 9 | Pineda Lagos Oscar Andres | OH | 0 | 1 | 5 | 6 | | | |
| | - | 14 | Rivera Banegas Luis Amilcar | MB | 0 | 3 | 1 | 4 | | | |
| | - | 15 | Flores Godoy Jose Carlos | MB | 0 | 0 | 0 | 0 | | | |
| | - | 16 | Hernandez Alvarenga Isai Jonathan | S | 0 | 0 | 0 | 0 | | | |
| | - | 17 | Soto Flores Diego Andres | MB | 0 | 1 | 0 | 1 | | | |
| | - | 19 | Mendez Flores Angel Omar | L | 0 | 0 | 0 | 0 | | | |
| | - | 20 | Garcia Sanchez Alfredo | S | 0 | 0 | 1 | 1 | | | |
| | Total Team | | | | | | 1 | 12 | 36 | 49 | 0.33 |
| | Team | Total Team | | | | | 22 | 1 | | 23 | |

P-3 Match players ranking

|  Dig | Rk | No | Name | Pos. | Digs | Faults | Receptions | Total Attempts | Avg. by set |
|---|----|-----------------------------------|--------------------------------|------|------|--------|------------|----------------|-------------|
| | 1 | 9 | Pineda Lagos Oscar Andres | OH | 4 | 2 | 9 | 15 | 1.33 |
| | | 19 | Mendez Flores Angel Omar | L | 4 | 10 | 10 | 24 | 1.33 |
| | 3 | 5 | Villegas Reyes Leonardo Moises | OH | 3 | 2 | 3 | 8 | 1.00 |
| | | 10 | Mendoza Lopez Jonathan Jassiel | OH | 3 | 2 | 5 | 10 | 1.00 |
| | 5 | 8 | Lara Claros Arturo Alejandro | L | 1 | 1 | 0 | 2 | 0.33 |
| | - | 1 | Duarte Fonseca Hector Josue | S | 0 | 6 | 4 | 10 | |
| | - | 2 | Sosa Babun Santiago | OP | 0 | 1 | 2 | 3 | |
| | - | 4 | Diaz Flores Javier Eduardo | MB | 0 | 3 | 2 | 5 | |
| | - | 7 | Contreras Bautista Ary Josue | OP | 0 | 1 | 0 | 1 | |
| - | 14 | Rivera Banegas Luis Amilcar | MB | 0 | 1 | 2 | 3 | | |
| - | 15 | Flores Godoy Jose Carlos | MB | 0 | 0 | 0 | 0 | | |
| - | 16 | Hernandez Alvarenga Isai Jonathan | S | 0 | 0 | 0 | 0 | | |
| - | 17 | Soto Flores Diego Andres | MB | 0 | 0 | 0 | 0 | | |
| - | 20 | Garcia Sanchez Alfredo | S | 0 | 1 | 0 | 1 | | |
| Total Team | | | | | 15 | 30 | 37 | 82 | 5.00 |

|  Set | Rk | No | Name | Pos. | Running Sets | Faults | Still Sets | Total Attempts | Avg. by set |
|---|----|-----------------------------------|--------------------------------|------|--------------|--------|------------|----------------|-------------|
| | 1 | 1 | Duarte Fonseca Hector Josue | S | 21 | 0 | 39 | 60 | 7.00 |
| | 2 | 20 | Garcia Sanchez Alfredo | S | 6 | 0 | 9 | 15 | 2.00 |
| | - | 2 | Sosa Babun Santiago | OP | 0 | 0 | 0 | 0 | |
| | - | 4 | Diaz Flores Javier Eduardo | MB | 0 | 0 | 0 | 0 | |
| | - | 5 | Villegas Reyes Leonardo Moises | OH | 0 | 0 | 0 | 0 | |
| | - | 7 | Contreras Bautista Ary Josue | OP | 0 | 0 | 0 | 0 | |
| | - | 8 | Lara Claros Arturo Alejandro | L | 0 | 0 | 0 | 0 | |
| | - | 9 | Pineda Lagos Oscar Andres | OH | 0 | 0 | 0 | 0 | |
| | - | 10 | Mendoza Lopez Jonathan Jassiel | OH | 0 | 0 | 0 | 0 | |
| - | 14 | Rivera Banegas Luis Amilcar | MB | 0 | 0 | 0 | 0 | | |
| - | 15 | Flores Godoy Jose Carlos | MB | 0 | 0 | 0 | 0 | | |
| - | 16 | Hernandez Alvarenga Isai Jonathan | S | 0 | 0 | 0 | 0 | | |
| - | 17 | Soto Flores Diego Andres | MB | 0 | 0 | 0 | 0 | | |
| - | 19 | Mendez Flores Angel Omar | L | 0 | 0 | 0 | 0 | | |
| Total Team | | | | | 27 | 0 | 48 | 75 | 9.00 |

|  Reception Limit: 20.00% | Rk | No | Name | Pos. | Excellents | Faults | Serve Receptions | Total Attempts | Eff. % |
|--|----|-----------------------------------|--------------------------------|------|------------|--------|------------------|----------------|--------|
| | 1 | 10 | Mendoza Lopez Jonathan Jassiel | OH | 8 | 2 | 5 | 15 | 40.00 |
| | 2 | 9 | Pineda Lagos Oscar Andres | OH | 7 | 2 | 7 | 16 | 31.25 |
| | 3 | 19 | Mendez Flores Angel Omar | L | 6 | 3 | 11 | 20 | 15.00 |
| | - | 1 | Duarte Fonseca Hector Josue | S | 0 | 0 | 0 | 0 | |
| | - | 2 | Sosa Babun Santiago | OP | 0 | 0 | 0 | 0 | |
| | - | 4 | Diaz Flores Javier Eduardo | MB | 0 | 0 | 0 | 0 | |
| | - | 5 | Villegas Reyes Leonardo Moises | OH | 0 | 0 | 2 | 2 | |
| | - | 7 | Contreras Bautista Ary Josue | OP | 2 | 2 | 0 | 4 | |
| | - | 8 | Lara Claros Arturo Alejandro | L | 0 | 2 | 2 | 4 | |
| - | 14 | Rivera Banegas Luis Amilcar | MB | 0 | 0 | 1 | 1 | | |
| - | 15 | Flores Godoy Jose Carlos | MB | 0 | 0 | 0 | 0 | | |
| - | 16 | Hernandez Alvarenga Isai Jonathan | S | 0 | 0 | 0 | 0 | | |
| - | 17 | Soto Flores Diego Andres | MB | 1 | 0 | 0 | 1 | | |
| - | 20 | Garcia Sanchez Alfredo | S | 0 | 0 | 0 | 0 | | |
| Total Team | | | | | 24 | 11 | 28 | 63 | 20.63 |