



AFECAVOL Men's U21

P-3 Match players ranking



Match: 12 **Date:** 21/10/2022 **Spectators:** 700
City: Managua
Hall: Polideportivo Alexis Arguello
Match duration: Start: 18:00 End: 21:39 Total: 2:02

| Teams | Sets | 1 | 2 | 3 | 4 | 5 | Total |
|------------------|------|------|------|------|------|---|-------|
| NCA | 1 | 23 | 25 | 15 | 14 | | 77 |
| GUA | 3 | 25 | 22 | 25 | 25 | | 97 |
| Duration: | | 0:28 | 0:35 | 0:25 | 0:25 | | 1:53 |



NCA • Nicaragua



Attack

Limit: 15.00%

| Rk | No | Name | Pos. | Attacks | Faults | Shots | Total Attempts | Succ. % |
|-------------------|----|------------------------------------|------|---------|--------|-------|----------------|---------|
| 1 | 10 | Blandon Casco Josue David | OH | 13 | 4 | 15 | 32 | 40.63 |
| 2 | 1 | Cruz Alvarez Victor Ariel | OP | 12 | 4 | 17 | 33 | 36.36 |
| 3 | 13 | Solis Martinez Evans Antonio | OH | 18 | 8 | 24 | 50 | 36.00 |
| - | 2 | Castillo Sanchez Jose Manuel | L | 0 | 0 | 0 | 0 | |
| - | 3 | Hernandez Navarro Rafael Francisco | MB | 2 | 2 | 5 | 9 | |
| - | 6 | Castillo Jimenez Cristhoper Arian | S | 0 | 0 | 1 | 1 | |
| - | 8 | Guadamuz Reyes Angelo Moises | MB | 4 | 2 | 6 | 12 | |
| - | 9 | Espinoza Melendez Denis Benjamin | OH | 1 | 0 | 1 | 2 | |
| - | 12 | Palacios Bermudez Felix Jose | MB | 0 | 0 | 0 | 0 | |
| - | 14 | Tuckler Angel Jafet | OH | 0 | 0 | 1 | 1 | |
| - | 15 | Balmaceda Lanuza Anthony Joseph | OH | 0 | 0 | 0 | 0 | |
| - | 16 | Rugama Jimenez Wesly Jose | MB | 0 | 0 | 0 | 0 | |
| - | 17 | Navas Otero Gabriel Israel | S | 0 | 0 | 2 | 2 | |
| - | 19 | Altamirano Moreno Axel Cesar | L | 0 | 0 | 0 | 0 | |
| Total Team | | | | 50 | 20 | 72 | 142 | 35.21 |



Block

| Rk | No | Name | Pos. | Kill Blocks | Faults | Rebounds | Total Attempts | Avg. by set |
|-------------------|----|------------------------------------|------|-------------|--------|----------|----------------|-------------|
| 1 | 13 | Solis Martinez Evans Antonio | OH | 2 | 2 | 2 | 6 | 0.50 |
| 2 | 3 | Hernandez Navarro Rafael Francisco | MB | 1 | 5 | 8 | 14 | 0.25 |
| | 8 | Guadamuz Reyes Angelo Moises | MB | 1 | 7 | 13 | 21 | 0.25 |
| | 17 | Navas Otero Gabriel Israel | S | 1 | 1 | 2 | 4 | 0.25 |
| - | 1 | Cruz Alvarez Victor Ariel | OP | 0 | 2 | 9 | 11 | |
| - | 2 | Castillo Sanchez Jose Manuel | L | 0 | 0 | 0 | 0 | |
| - | 6 | Castillo Jimenez Cristhoper Arian | S | 0 | 0 | 6 | 6 | |
| - | 9 | Espinoza Melendez Denis Benjamin | OH | 0 | 1 | 0 | 1 | |
| - | 10 | Blandon Casco Josue David | OH | 0 | 3 | 5 | 8 | |
| - | 12 | Palacios Bermudez Felix Jose | MB | 0 | 1 | 0 | 1 | |
| - | 14 | Tuckler Angel Jafet | OH | 0 | 0 | 1 | 1 | |
| - | 15 | Balmaceda Lanuza Anthony Joseph | OH | 0 | 0 | 0 | 0 | |
| - | 16 | Rugama Jimenez Wesly Jose | MB | 0 | 0 | 0 | 0 | |
| - | 19 | Altamirano Moreno Axel Cesar | L | 0 | 0 | 0 | 0 | |
| Total Team | | | | 5 | 22 | 46 | 73 | 1.25 |



Serve

| Rk | No | Name | Pos. | Aces | Faults | Serve Hits | Total Attempts | Avg. by set |
|-------------------|----|------------------------------------|------|------|--------|------------|----------------|-------------|
| 1 | 13 | Solis Martinez Evans Antonio | OH | 2 | 1 | 12 | 15 | 0.50 |
| 2 | 8 | Guadamuz Reyes Angelo Moises | MB | 1 | 0 | 15 | 16 | 0.25 |
| - | 1 | Cruz Alvarez Victor Ariel | OP | 0 | 0 | 11 | 11 | |
| - | 2 | Castillo Sanchez Jose Manuel | L | 0 | 0 | 0 | 0 | |
| - | 3 | Hernandez Navarro Rafael Francisco | MB | 0 | 1 | 3 | 4 | |
| - | 6 | Castillo Jimenez Cristhoper Arian | S | 0 | 0 | 1 | 1 | |
| - | 9 | Espinoza Melendez Denis Benjamin | OH | 0 | 0 | 4 | 4 | |
| - | 10 | Blandon Casco Josue David | OH | 0 | 0 | 11 | 11 | |
| - | 12 | Palacios Bermudez Felix Jose | MB | 0 | 0 | 0 | 0 | |
| - | 14 | Tuckler Angel Jafet | OH | 0 | 1 | 1 | 2 | |
| - | 15 | Balmaceda Lanuza Anthony Joseph | OH | 0 | 0 | 0 | 0 | |
| - | 16 | Rugama Jimenez Wesly Jose | MB | 0 | 0 | 1 | 1 | |
| - | 17 | Navas Otero Gabriel Israel | S | 0 | 0 | 13 | 13 | |
| - | 19 | Altamirano Moreno Axel Cesar | L | 0 | 0 | 0 | 0 | |
| Total Team | | | | 3 | 3 | 72 | 78 | 0.75 |







AFECAVOL Men's U21




P-3 Match players ranking

| Team | Total Team | 19 | 1 | 20 |
|------|------------|----|---|----|
|------|------------|----|---|----|

|  Dig | Rk | No | Name | Pos. | Digs | Faults | Receptions | Total Attempts | Avg. by set |
|---|----|-------------------------------------|---------------------------|------|------|--------|------------|----------------|-------------|
| | 1 | 1 | Cruz Alvarez Victor Ariel | OP | 9 | 2 | 9 | 20 | 2.25 |
| | 19 | Altamirano Moreno Axel Cesar | L | 9 | 16 | 28 | 53 | 2.25 | |
| | 3 | Hernandez Navarro Rafael Francisco | MB | 2 | 0 | 2 | 4 | 0.50 | |
| | 13 | Solis Martinez Evans Antonio | OH | 2 | 9 | 9 | 20 | 0.50 | |
| | 17 | Navas Otero Gabriel Israel | S | 2 | 10 | 6 | 18 | 0.50 | |
| | 6 | Guadamuz Reyes Angelo Moises | MB | 1 | 2 | 2 | 5 | 0.25 | |
| | - | 2 Castillo Sanchez Jose Manuel | L | 0 | 0 | 0 | 0 | | |
| | - | 6 Castillo Jimenez Cristhoper Arian | S | 0 | 3 | 1 | 4 | | |
| | - | 9 Espinoza Melendez Denis Benjamin | OH | 0 | 0 | 1 | 1 | | |
| | - | 10 Blandon Casco Josue David | OH | 0 | 6 | 11 | 17 | | |
| | - | 12 Palacios Bermudez Felix Jose | MB | 0 | 0 | 2 | 2 | | |
| | - | 14 Tuckler Angel Jafet | OH | 0 | 1 | 0 | 1 | | |
| | - | 15 Balmaceda Lanuza Anthony Joseph | OH | 0 | 0 | 0 | 0 | | |
| | - | 16 Rugama Jimenez Wesly Jose | MB | 0 | 0 | 0 | 0 | | |
| Total Team | | | | | 25 | 49 | 71 | 145 | 6.25 |

|  Set | Rk | No | Name | Pos. | Running Sets | Faults | Still Sets | Total Attempts | Avg. by set |
|--|----|--------------------------------------|----------------------------|------|--------------|--------|------------|----------------|-------------|
| | 1 | 17 | Navas Otero Gabriel Israel | S | 11 | 0 | 75 | 86 | 2.75 |
| 2 | 6 | Castillo Jimenez Cristhoper Arian | S | 3 | 0 | 27 | 30 | 0.75 | |
| | - | 1 Cruz Alvarez Victor Ariel | OP | 0 | 0 | 0 | 0 | | |
| | - | 2 Castillo Sanchez Jose Manuel | L | 0 | 0 | 0 | 0 | | |
| | - | 3 Hernandez Navarro Rafael Francisco | MB | 0 | 0 | 0 | 0 | | |
| | - | 8 Guadamuz Reyes Angelo Moises | MB | 0 | 0 | 0 | 0 | | |
| | - | 9 Espinoza Melendez Denis Benjamin | OH | 0 | 0 | 0 | 0 | | |
| | - | 10 Blandon Casco Josue David | OH | 0 | 0 | 0 | 0 | | |
| | - | 12 Palacios Bermudez Felix Jose | MB | 0 | 0 | 0 | 0 | | |
| | - | 13 Solis Martinez Evans Antonio | OH | 0 | 0 | 0 | 0 | | |
| | - | 14 Tuckler Angel Jafet | OH | 0 | 0 | 0 | 0 | | |
| | - | 15 Balmaceda Lanuza Anthony Joseph | OH | 0 | 0 | 0 | 0 | | |
| | - | 16 Rugama Jimenez Wesly Jose | MB | 0 | 0 | 0 | 0 | | |
| | - | 19 Altamirano Moreno Axel Cesar | L | 0 | 0 | 0 | 0 | | |
| Total Team | | | | | 14 | 0 | 102 | 116 | 3.50 |

|  Reception | Rk | No | Name | Pos. | Excellents | Faults | Serve Receptions | Total Attempts | Eff. % |
|---|----|--------------------------------------|------------------------------|------|------------|--------|------------------|----------------|--------|
| | 1 | 19 | Altamirano Moreno Axel Cesar | L | 37 | 0 | 12 | 49 | 75.51 |
| | - | 1 Cruz Alvarez Victor Ariel | OP | 8 | 0 | 7 | 15 | | |
| | - | 2 Castillo Sanchez Jose Manuel | L | 0 | 0 | 0 | 0 | | |
| | - | 3 Hernandez Navarro Rafael Francisco | MB | 0 | 0 | 1 | 1 | | |
| | - | 6 Castillo Jimenez Cristhoper Arian | S | 0 | 0 | 0 | 0 | | |
| | - | 8 Guadamuz Reyes Angelo Moises | MB | 0 | 0 | 0 | 0 | | |
| | - | 9 Espinoza Melendez Denis Benjamin | OH | 0 | 0 | 0 | 0 | | |
| | - | 10 Blandon Casco Josue David | OH | 6 | 0 | 4 | 10 | | |
| | - | 12 Palacios Bermudez Felix Jose | MB | 0 | 0 | 0 | 0 | | |
| | - | 13 Solis Martinez Evans Antonio | OH | 6 | 2 | 10 | 18 | | |
| | - | 14 Tuckler Angel Jafet | OH | 0 | 0 | 0 | 0 | | |
| | - | 15 Balmaceda Lanuza Anthony Joseph | OH | 0 | 0 | 0 | 0 | | |
| | - | 16 Rugama Jimenez Wesly Jose | MB | 0 | 0 | 0 | 0 | | |
| | - | 17 Navas Otero Gabriel Israel | S | 0 | 0 | 0 | 0 | | |
| Total Team | | | | | 57 | 2 | 34 | 93 | 59.14 |

Limit: 20.00%





AFECAVOL Men's U21



P-3 Match players ranking



GUA • Guatemala

Attack

Limit: 15.00%

| Rk | No | Name | Pos. | Attacks | Faults | Shots | Total Attempts | Succ. % |
|-------------------|----|--|------|---------|--------|-------|----------------|---------|
| 1 | 7 | Perez Alvarado Jose Pablo | OP | 20 | 4 | 16 | 40 | 50.00 |
| 2 | 6 | Lucero Perez Javier Alberto | OH | 16 | 2 | 16 | 34 | 47.06 |
| 3 | 1 | Gamboa Quiñonez Francisco Alexandro | OH | 10 | 3 | 17 | 30 | 33.33 |
| - | 2 | Rivas Morales Adolfo Ariel | S | 1 | 0 | 3 | 4 | |
| - | 3 | Recinos Sandoval Roberto Carlos | OH | 1 | 1 | 2 | 4 | |
| - | 4 | Zavala Sical Yeferson Jose | MB | 5 | 1 | 7 | 13 | |
| - | 5 | Porres Garrido Jeffrey Alexander | S | 0 | 0 | 0 | 0 | |
| - | 10 | Mendoza Marroquin Omar Eduardo | OP | 0 | 0 | 0 | 0 | |
| - | 11 | Villatoro De Leon Pedro Miguel | OH | 0 | 0 | 0 | 0 | |
| - | 12 | Molina Zapeta Leonardo David | MB | 6 | 1 | 8 | 15 | |
| - | 13 | Ramos Espinoza German Jesus Eduardo | L | 0 | 0 | 0 | 0 | |
| - | 15 | Wandel Marroquin Theo | MB | 0 | 0 | 0 | 0 | |
| Total Team | | | | 59 | 12 | 69 | 140 | 42.14 |

Block

| Rk | No | Name | Pos. | Kill Blocks | Faults | Rebounds | Total Attempts | Avg. by set |
|-------------------|----|--|------|-------------|--------|----------|----------------|-------------|
| 1 | 7 | Perez Alvarado Jose Pablo | OP | 5 | 2 | 5 | 12 | 1.25 |
| 2 | 4 | Zavala Sical Yeferson Jose | MB | 4 | 3 | 17 | 24 | 1.00 |
| 3 | 6 | Lucero Perez Javier Alberto | OH | 3 | 4 | 3 | 10 | 0.75 |
| 4 | 12 | Molina Zapeta Leonardo David | MB | 2 | 2 | 5 | 9 | 0.50 |
| 5 | 2 | Rivas Morales Adolfo Ariel | S | 1 | 5 | 10 | 16 | 0.25 |
| - | 1 | Gamboa Quiñonez Francisco Alexandro | OH | 0 | 2 | 2 | 4 | |
| - | 3 | Recinos Sandoval Roberto Carlos | OH | 0 | 0 | 0 | 0 | |
| - | 5 | Porres Garrido Jeffrey Alexander | S | 0 | 0 | 0 | 0 | |
| - | 10 | Mendoza Marroquin Omar Eduardo | OP | 0 | 0 | 0 | 0 | |
| - | 11 | Villatoro De Leon Pedro Miguel | OH | 0 | 0 | 0 | 0 | |
| - | 13 | Ramos Espinoza German Jesus Eduardo | L | 0 | 0 | 0 | 0 | |
| - | 15 | Wandel Marroquin Theo | MB | 0 | 0 | 0 | 0 | |
| Total Team | | | | 15 | 18 | 42 | 75 | 3.75 |

Serve

| Rk | No | Name | Pos. | Aces | Faults | Serve Hits | Total Attempts | Avg. by set |
|-------------------|----|--|------|------|--------|------------|----------------|-------------|
| 1 | 4 | Zavala Sical Yeferson Jose | MB | 1 | 2 | 15 | 18 | 0.25 |
| - | 7 | Perez Alvarado Jose Pablo | OP | 1 | 1 | 7 | 9 | 0.25 |
| - | 1 | Gamboa Quiñonez Francisco Alexandro | OH | 0 | 0 | 14 | 14 | |
| - | 2 | Rivas Morales Adolfo Ariel | S | 0 | 0 | 18 | 18 | |
| - | 3 | Recinos Sandoval Roberto Carlos | OH | 0 | 0 | 1 | 1 | |
| - | 5 | Porres Garrido Jeffrey Alexander | S | 0 | 0 | 0 | 0 | |
| - | 6 | Lucero Perez Javier Alberto | OH | 0 | 0 | 17 | 17 | |
| - | 10 | Mendoza Marroquin Omar Eduardo | OP | 0 | 0 | 0 | 0 | |
| - | 11 | Villatoro De Leon Pedro Miguel | OH | 0 | 0 | 0 | 0 | |
| - | 12 | Molina Zapeta Leonardo David | MB | 0 | 0 | 19 | 19 | |
| - | 13 | Ramos Espinoza German Jesus Eduardo | L | 0 | 0 | 0 | 0 | |
| - | 15 | Wandel Marroquin Theo | MB | 0 | 0 | 0 | 0 | |
| Total Team | | | | 2 | 3 | 91 | 96 | 0.50 |

Team

| | | | | | | |
|------------|--|----|---|--|----|--|
| Total Team | | 21 | 0 | | 21 | |
|------------|--|----|---|--|----|--|





AFECAVOL Men's U21



P-3 Match players ranking

| Dig | Rk | No | Name | Pos. | Digs | Faults | Receptions | Total Attempts | Avg. by set |
|-------------------|----|--------------------------------|-------------------------------------|------|------|--------|------------|----------------|-------------|
| | 1 | 13 | Ramos Espinoza German Jesus Eduardo | L | 15 | 8 | 14 | 37 | 3.75 |
| | 2 | 1 | Gamboa Quiñonez Francisco Alejandro | OH | 7 | 7 | 7 | 21 | 1.75 |
| | 3 | 7 | Perez Alvarado Jose Pablo | OP | 6 | 11 | 9 | 26 | 1.50 |
| | 4 | 6 | Lucero Perez Javier Alberto | OH | 5 | 4 | 9 | 18 | 1.25 |
| | 5 | 4 | Zavala Sical Yeferson Jose | MB | 3 | 1 | 4 | 8 | 0.75 |
| | 6 | 12 | Molina Zapeta Leonardo David | MB | 2 | 2 | 3 | 7 | 0.50 |
| | 7 | 2 | Rivas Morales Adolfo Ariel | S | 1 | 6 | 9 | 16 | 0.25 |
| | - | 3 | Recinos Sandoval Roberto Carlos | OH | 0 | 0 | 1 | 1 | |
| | - | 5 | Porres Garrido Jeffrey Alexander | S | 0 | 0 | 0 | 0 | |
| - | 10 | Mendoza Marroquin Omar Eduardo | OP | 0 | 0 | 0 | 0 | | |
| - | 11 | Villatoro De Leon Pedro Miguel | OH | 0 | 0 | 0 | 0 | | |
| - | 15 | Wandel Marroquin Theo | MB | 0 | 0 | 0 | 0 | | |
| Total Team | | | | | 39 | 39 | 56 | 134 | 9.75 |

| Set | Rk | No | Name | Pos. | Running Sets | Faults | Still Sets | Total Attempts | Avg. by set | |
|---------|-------------------|----|-------------------------------------|------|--------------|--------|------------|----------------|-------------|------|
| | 1 | 2 | Rivas Morales Adolfo Ariel | S | 27 | 0 | 91 | 118 | 6.75 | |
| | - | 1 | Gamboa Quiñonez Francisco Alejandro | OH | 0 | 0 | 0 | 0 | | |
| | - | 3 | Recinos Sandoval Roberto Carlos | OH | 0 | 0 | 0 | 0 | | |
| | - | 4 | Zavala Sical Yeferson Jose | MB | 0 | 0 | 0 | 0 | | |
| | - | 5 | Porres Garrido Jeffrey Alexander | S | 0 | 0 | 0 | 0 | | |
| | - | 6 | Lucero Perez Javier Alberto | OH | 0 | 0 | 0 | 0 | | |
| | - | 7 | Perez Alvarado Jose Pablo | OP | 0 | 0 | 0 | 0 | | |
| | - | 10 | Mendoza Marroquin Omar Eduardo | OP | 0 | 0 | 0 | 0 | | |
| | - | 11 | Villatoro De Leon Pedro Miguel | OH | 0 | 0 | 0 | 0 | | |
| | - | 12 | Molina Zapeta Leonardo David | MB | 0 | 0 | 0 | 0 | | |
| | - | 13 | Ramos Espinoza German Jesus Eduardo | L | 0 | 0 | 0 | 0 | | |
| | - | 15 | Wandel Marroquin Theo | MB | 0 | 0 | 0 | 0 | | |
| | Total Team | | | | | 27 | 0 | 91 | 118 | 6.75 |

| Reception Limit: 20.00% | Rk | No | Name | Pos. | Excellents | Faults | Serve Receptions | Total Attempts | Eff. % | |
|------------------------------------|-------------------|----|-------------------------------------|------|------------|--------|------------------|----------------|--------|-------|
| | 1 | 13 | Ramos Espinoza German Jesus Eduardo | L | 12 | 1 | 5 | 18 | 61.11 | |
| | 2 | 1 | Gamboa Quiñonez Francisco Alejandro | OH | 9 | 2 | 17 | 28 | 25.00 | |
| | | 6 | Lucero Perez Javier Alberto | OH | 7 | 2 | 11 | 20 | 25.00 | |
| | - | 2 | Rivas Morales Adolfo Ariel | S | 0 | 0 | 0 | 0 | | |
| | - | 3 | Recinos Sandoval Roberto Carlos | OH | 5 | 0 | 2 | 7 | | |
| | - | 4 | Zavala Sical Yeferson Jose | MB | 2 | 0 | 0 | 2 | | |
| | - | 5 | Porres Garrido Jeffrey Alexander | S | 0 | 0 | 0 | 0 | | |
| | - | 7 | Perez Alvarado Jose Pablo | OP | 0 | 0 | 0 | 0 | | |
| | - | 10 | Mendoza Marroquin Omar Eduardo | OP | 0 | 0 | 0 | 0 | | |
| | - | 11 | Villatoro De Leon Pedro Miguel | OH | 0 | 0 | 0 | 0 | | |
| | - | 12 | Molina Zapeta Leonardo David | MB | 0 | 0 | 0 | 0 | | |
| | - | 15 | Wandel Marroquin Theo | MB | 0 | 0 | 0 | 0 | | |
| | Total Team | | | | | 35 | 5 | 35 | 75 | 40.00 |

