



Men's U21 Pan American Volleyball Cup

P-3 Match players ranking



Match: 2 **Date:** 03/10/2022 **Spectators:** 400
City: La Habana
Hall: Ciudad Deportiva
Match duration: **Start:** 12:30 **End:** 14:55 **Total:** 1:15

| Teams | Sets | 1 | 2 | 3 | 4 | 5 | Total |
|------------------|------|------|------|------|---|---|-------|
| NCA | 0 | 15 | 21 | 11 | | | 47 |
| CAN | 3 | 25 | 25 | 25 | | | 75 |
| Duration: | | 0:23 | 0:25 | 0:21 | | | 1:09 |



NCA • Nicaragua

| | | Rk | No | Name | Pos. | Attacks | Faults | Shots | Total Attempts | Succ. % | |
|---|-------------------|----|-------------------------------------|------|------|---------|--------|-------|----------------|---------|-------|
| <p>Attack</p> <p>Limit: 15.00%</p> | 1 | 10 | Blandon Casco Josue David | OH | 8 | 0 | 11 | 19 | 42.11 | | |
| | 2 | 1 | Cruz Alvarez Victor Ariel | OP | 6 | 5 | 5 | 16 | 37.50 | | |
| | - | 2 | Chavarria Fonseca Bayardo Jose | OH | 0 | 0 | 0 | 0 | | | |
| | - | 3 | Hernandez Navarro Rafael Francisco | MB | 4 | 2 | 2 | 8 | | | |
| | - | 6 | Castillo Jimenez Cristhoper Arian | S | 0 | 0 | 1 | 1 | | | |
| | - | 7 | Leon Barahona Yader Josue | MB | 2 | 1 | 3 | 6 | | | |
| | - | 8 | Guadamuz Reyes Angelo Moises | MB | 1 | 3 | 4 | 8 | | | |
| | - | 9 | Espinoza Melendez Denis Benjamin | OH | 3 | 1 | 4 | 8 | | | |
| | - | 11 | Manzanarez Martinez Cristhian Josue | OH | 0 | 0 | 0 | 0 | | | |
| | - | 12 | Palacios Bermudez Felix Jose | MB | 0 | 0 | 0 | 0 | | | |
| | - | 17 | Navas Otero Gabriel Israel | S | 0 | 0 | 1 | 1 | | | |
| | - | 19 | Altamirano Moreno Axel Cesar | L | 0 | 0 | 0 | 0 | | | |
| | Total Team | | | | | | 24 | 12 | 31 | 67 | 35.82 |


| | | Rk | No | Name | Pos. | Kill Blocks | Faults | Rebounds | Total Attempts | Avg. by set | |
|---------------------|-------------------|----|-------------------------------------|------|------|-------------|--------|----------|----------------|-------------|------|
| <p>Block</p> | 1 | 8 | Guadamuz Reyes Angelo Moises | MB | 1 | 3 | 4 | 8 | 0.33 | | |
| | | 10 | Blandon Casco Josue David | OH | 1 | 2 | 0 | 3 | 0.33 | | |
| | - | 1 | Cruz Alvarez Victor Ariel | OP | 0 | 0 | 0 | 0 | | | |
| | - | 2 | Chavarria Fonseca Bayardo Jose | OH | 0 | 0 | 0 | 0 | | | |
| | - | 3 | Hernandez Navarro Rafael Francisco | MB | 0 | 4 | 2 | 6 | | | |
| | - | 6 | Castillo Jimenez Cristhoper Arian | S | 0 | 2 | 0 | 2 | | | |
| | - | 7 | Leon Barahona Yader Josue | MB | 0 | 1 | 1 | 2 | | | |
| | - | 9 | Espinoza Melendez Denis Benjamin | OH | 0 | 0 | 0 | 0 | | | |
| | - | 11 | Manzanarez Martinez Cristhian Josue | OH | 0 | 0 | 0 | 0 | | | |
| | - | 12 | Palacios Bermudez Felix Jose | MB | 0 | 0 | 0 | 0 | | | |
| | - | 17 | Navas Otero Gabriel Israel | S | 0 | 0 | 0 | 0 | | | |
| | - | 19 | Altamirano Moreno Axel Cesar | L | 0 | 0 | 0 | 0 | | | |
| | Total Team | | | | | | 2 | 12 | 7 | 21 | 0.67 |


| | | Rk | No | Name | Pos. | Aces | Faults | Serve Hits | Total Attempts | Avg. by set | |
|---------------------|-------------------|----|-------------------------------------|------|------|------|--------|------------|----------------|-------------|------|
| <p>Serve</p> | 1 | 1 | Cruz Alvarez Victor Ariel | OP | 1 | 2 | 8 | 11 | 0.33 | | |
| | - | 2 | Chavarria Fonseca Bayardo Jose | OH | 0 | 0 | 0 | 0 | | | |
| | - | 3 | Hernandez Navarro Rafael Francisco | MB | 0 | 0 | 4 | 4 | | | |
| | - | 6 | Castillo Jimenez Cristhoper Arian | S | 0 | 2 | 3 | 5 | | | |
| | - | 7 | Leon Barahona Yader Josue | MB | 0 | 3 | 7 | 10 | | | |
| | - | 8 | Guadamuz Reyes Angelo Moises | MB | 0 | 0 | 2 | 2 | | | |
| | - | 9 | Espinoza Melendez Denis Benjamin | OH | 0 | 1 | 1 | 2 | | | |
| | - | 10 | Blandon Casco Josue David | OH | 0 | 0 | 6 | 6 | | | |
| | - | 11 | Manzanarez Martinez Cristhian Josue | OH | 0 | 0 | 1 | 1 | | | |
| | - | 12 | Palacios Bermudez Felix Jose | MB | 0 | 0 | 0 | 0 | | | |
| | - | 17 | Navas Otero Gabriel Israel | S | 0 | 1 | 7 | 8 | | | |
| | - | 19 | Altamirano Moreno Axel Cesar | L | 0 | 0 | 0 | 0 | | | |
| | Total Team | | | | | | 1 | 9 | 39 | 49 | 0.33 |

| Team | Total Team | 20 | 17 | | 37 | |
|------|------------|----|----|--|----|--|
| | Total Team | 20 | 17 | | 37 | |



|  Dig | Rk | No | Name | Pos. | Digs | Faults | Receptions | Total Attempts | Avg. by set |
|---|----------------------------------|-------------------------------------|------------------------------|------|------|--------|------------|----------------|-------------|
| | 1 | 19 | Altamirano Moreno Axel Cesar | L | 11 | 2 | 0 | 13 | 3.67 |
| 2 | 6 | Castillo Jimenez Cristhoper Arian | S | 4 | 0 | 0 | 4 | 1.33 | |
| 7 | Leon Barahona Yader Josue | MB | 4 | 1 | 0 | 5 | 1.33 | | |
| 4 | 1 | Cruz Alvarez Victor Ariel | OP | 3 | 1 | 0 | 4 | 1.00 | |
| 5 | 3 | Hernandez Navarro Rafael Francisco | MB | 2 | 4 | 0 | 6 | 0.67 | |
| 6 | 8 | Guadamuz Reyes Angelo Moises | MB | 1 | 0 | 0 | 1 | 0.33 | |
| 9 | Espinoza Melendez Denis Benjamin | OH | 1 | 0 | 0 | 1 | 0.33 | | |
| 10 | Blandon Casco Josue David | OH | 1 | 1 | 0 | 2 | 0.33 | | |
| 17 | Navas Otero Gabriel Israel | S | 1 | 3 | 0 | 4 | 0.33 | | |
| - | 2 | Chavarria Fonseca Bayardo Jose | OH | 0 | 0 | 0 | 0 | | |
| - | 11 | Manzanarez Martinez Cristhian Josue | OH | 0 | 0 | 0 | 0 | | |
| - | 12 | Palacios Bermudez Felix Jose | MB | 0 | 0 | 0 | 0 | | |
| Total Team | | | | | 28 | 12 | 0 | 40 | 9.33 |

|  Set | Rk | No | Name | Pos. | Running Sets | Faults | Still Sets | Total Attempts | Avg. by set |
|---|----|-------------------------------------|---------------------------|------|--------------|--------|------------|----------------|-------------|
| | - | 1 | Cruz Alvarez Victor Ariel | OP | 0 | 1 | 4 | 5 | |
| - | 2 | Chavarria Fonseca Bayardo Jose | OH | 0 | 0 | 0 | 0 | | |
| - | 3 | Hernandez Navarro Rafael Francisco | MB | 0 | 0 | 1 | 1 | | |
| - | 6 | Castillo Jimenez Cristhoper Arian | S | 0 | 1 | 24 | 25 | | |
| - | 7 | Leon Barahona Yader Josue | MB | 0 | 0 | 2 | 2 | | |
| - | 8 | Guadamuz Reyes Angelo Moises | MB | 0 | 0 | 0 | 0 | | |
| - | 9 | Espinoza Melendez Denis Benjamin | OH | 0 | 0 | 0 | 0 | | |
| - | 10 | Blandon Casco Josue David | OH | 0 | 1 | 4 | 5 | | |
| - | 11 | Manzanarez Martinez Cristhian Josue | OH | 0 | 0 | 0 | 0 | | |
| - | 12 | Palacios Bermudez Felix Jose | MB | 0 | 0 | 0 | 0 | | |
| - | 17 | Navas Otero Gabriel Israel | S | 0 | 1 | 34 | 35 | | |
| - | 19 | Altamirano Moreno Axel Cesar | L | 0 | 0 | 1 | 1 | | |
| Total Team | | | | | 0 | 4 | 70 | 74 | |

|  Reception Limit: 20.00% | Rk | No | Name | Pos. | Excellents | Faults | Serve Receptions | Total Attempts | Eff. % |
|--|----|-------------------------------------|------------------------------|------|------------|--------|------------------|----------------|--------|
| | 1 | 19 | Altamirano Moreno Axel Cesar | L | 8 | 3 | 7 | 18 | 27.78 |
| 2 | 10 | Blandon Casco Josue David | OH | 10 | 4 | 10 | 24 | 25.00 | |
| - | 1 | Cruz Alvarez Victor Ariel | OP | 7 | 1 | 1 | 9 | | |
| - | 2 | Chavarria Fonseca Bayardo Jose | OH | 0 | 0 | 0 | 0 | | |
| - | 3 | Hernandez Navarro Rafael Francisco | MB | 0 | 0 | 0 | 0 | | |
| - | 6 | Castillo Jimenez Cristhoper Arian | S | 0 | 0 | 0 | 0 | | |
| - | 7 | Leon Barahona Yader Josue | MB | 2 | 0 | 4 | 6 | | |
| - | 8 | Guadamuz Reyes Angelo Moises | MB | 0 | 0 | 0 | 0 | | |
| - | 9 | Espinoza Melendez Denis Benjamin | OH | 1 | 0 | 0 | 1 | | |
| - | 11 | Manzanarez Martinez Cristhian Josue | OH | 0 | 1 | 0 | 1 | | |
| - | 12 | Palacios Bermudez Felix Jose | MB | 0 | 0 | 0 | 0 | | |
| - | 17 | Navas Otero Gabriel Israel | S | 0 | 0 | 0 | 0 | | |
| Total Team | | | | | 28 | 9 | 22 | 59 | 32.20 |




| Rk | No | Name | Pos. | Attack | | Shots | Total Attempts | Succ. % |
|-------------------|----|----------------------|------|---------|--------|-------|----------------|---------|
| | | | | Attacks | Faults | | | |
| 1 | 12 | Gingera Reeve | OH | 11 | 1 | 4 | 16 | 68.75 |
| 2 | 21 | Obi John | MB | 6 | 1 | 4 | 11 | 54.55 |
| 3 | 3 | Musschoot Lucas | MB | 6 | 2 | 4 | 12 | 50.00 |
| 4 | 9 | Elser Aaron | OH | 7 | 3 | 7 | 17 | 41.18 |
| - | 1 | Hershtynovich Daniil | OH | 6 | 1 | 3 | 10 | |
| - | 4 | Greves Logan | L | 0 | 0 | 1 | 1 | |
| - | 6 | Martens Dylan | OH | 2 | 0 | 0 | 2 | |
| - | 7 | Mills Brendan | OP | 0 | 0 | 0 | 0 | |
| - | 8 | Greves Mason | S | 2 | 0 | 1 | 3 | |
| - | 11 | Schoenherr Cory | MB | 0 | 0 | 0 | 0 | |
| - | 13 | Sargent Jacob | OH | 0 | 0 | 0 | 0 | |
| - | 15 | Opseth Noah | S | 0 | 0 | 1 | 1 | |
| Total Team | | | | 40 | 8 | 25 | 73 | 54.79 |


Limit: 15.00%


| Rk | No | Name | Pos. | Block | | Rebounds | Total Attempts | Avg. by set |
|-------------------|----|----------------------|------|-------------|--------|----------|----------------|-------------|
| | | | | Kill Blocks | Faults | | | |
| 1 | 3 | Musschoot Lucas | MB | 3 | 6 | 5 | 14 | 1.00 |
| 2 | 1 | Hershtynovich Daniil | OH | 1 | 2 | 0 | 3 | 0.33 |
| | 8 | Greves Mason | S | 1 | 1 | 2 | 4 | 0.33 |
| | 21 | Obi John | MB | 1 | 6 | 2 | 9 | 0.33 |
| - | 4 | Greves Logan | L | 0 | 0 | 0 | 0 | |
| - | 6 | Martens Dylan | OH | 0 | 0 | 0 | 0 | |
| - | 7 | Mills Brendan | OP | 0 | 0 | 0 | 0 | |
| - | 9 | Elser Aaron | OH | 0 | 0 | 1 | 1 | |
| - | 11 | Schoenherr Cory | MB | 0 | 0 | 0 | 0 | |
| - | 12 | Gingera Reeve | OH | 0 | 0 | 0 | 0 | |
| - | 13 | Sargent Jacob | OH | 0 | 0 | 0 | 0 | |
| - | 15 | Opseth Noah | S | 0 | 0 | 1 | 1 | |
| Total Team | | | | 6 | 15 | 11 | 32 | 2.00 |

| Rk | No | Name | Pos. | Serve | | Total Attempts | Avg. by set | |
|-------------------|----|----------------------|------|-------|--------|----------------|-------------|------|
| | | | | Aces | Faults | | | |
| 1 | 1 | Hershtynovich Daniil | OH | 3 | 4 | 8 | 15 | 1.00 |
| 2 | 3 | Musschoot Lucas | MB | 2 | 3 | 8 | 13 | 0.67 |
| | 21 | Obi John | MB | 2 | 4 | 7 | 13 | 0.67 |
| 4 | 6 | Martens Dylan | OH | 1 | 0 | 12 | 13 | 0.33 |
| | 12 | Gingera Reeve | OH | 1 | 1 | 8 | 10 | 0.33 |
| - | 4 | Greves Logan | L | 0 | 0 | 0 | 0 | |
| - | 7 | Mills Brendan | OP | 0 | 0 | 0 | 0 | |
| - | 8 | Greves Mason | S | 0 | 0 | 3 | 3 | |
| - | 9 | Elser Aaron | OH | 0 | 2 | 1 | 3 | |
| - | 11 | Schoenherr Cory | MB | 0 | 0 | 0 | 0 | |
| - | 13 | Sargent Jacob | OH | 0 | 0 | 0 | 0 | |
| - | 15 | Opseth Noah | S | 0 | 0 | 3 | 3 | |
| Total Team | | | | 9 | 14 | 50 | 73 | 3.00 |

| Team | Total Team | Attacks | Faults | Shots | Total Attempts |
|------|------------|---------|--------|-------|----------------|
| | Total Team | 20 | 3 | | 23 |

| | | Rk | No | Name | Pos. | Digs | Faults | Receptions | Total Attempts | Avg. by set |
|--|-------------------|----|----------------------|------|------|------|--------|------------|----------------|-------------|
|  Dig | 1 | 4 | Greves Logan | L | 9 | 3 | 0 | 12 | 3.00 | |
| | | 12 | Gingera Reeve | OH | 9 | 0 | 0 | 9 | 3.00 | |
| | 3 | 1 | Hershtynovich Daniil | OH | 3 | 0 | 0 | 3 | 1.00 | |
| | | 6 | Martens Dylan | OH | 3 | 1 | 0 | 4 | 1.00 | |
| | 5 | 8 | Greves Mason | S | 2 | 1 | 1 | 4 | 0.67 | |
| | | 9 | Elser Aaron | OH | 2 | 0 | 0 | 2 | 0.67 | |
| | 7 | 3 | Musschoot Lucas | MB | 1 | 1 | 0 | 2 | 0.33 | |
| | | 21 | Obi John | MB | 1 | 0 | 0 | 1 | 0.33 | |
| | - | 7 | Mills Brendan | OP | 0 | 0 | 0 | 0 | | |
| | - | 11 | Schoenherr Cory | MB | 0 | 0 | 0 | 0 | | |
| | - | 13 | Sargent Jacob | OH | 0 | 0 | 0 | 0 | | |
| | - | 15 | Opseth Noah | S | 0 | 0 | 0 | 0 | | |
| | Total Team | | | | | | 30 | 6 | 1 | 37 |

| | | Rk | No | Name | Pos. | Running Sets | Faults | Still Sets | Total Attempts | Avg. by set |
|--|-------------------|----|----------------------|------|------|--------------|--------|------------|----------------|-------------|
|  Set | - | 1 | Hershtynovich Daniil | OH | 0 | 0 | 0 | 0 | 0 | |
| | - | 3 | Musschoot Lucas | MB | 0 | 0 | 0 | 0 | 0 | |
| | - | 4 | Greves Logan | L | 0 | 0 | 0 | 0 | 0 | |
| | - | 6 | Martens Dylan | OH | 0 | 0 | 2 | 2 | 2 | |
| | - | 7 | Mills Brendan | OP | 0 | 0 | 0 | 0 | 0 | |
| | - | 8 | Greves Mason | S | 0 | 0 | 34 | 34 | 34 | |
| | - | 9 | Elser Aaron | OH | 0 | 0 | 0 | 0 | 0 | |
| | - | 11 | Schoenherr Cory | MB | 0 | 0 | 0 | 0 | 0 | |
| | - | 12 | Gingera Reeve | OH | 0 | 0 | 3 | 3 | 3 | |
| | - | 13 | Sargent Jacob | OH | 0 | 0 | 0 | 0 | 0 | |
| | - | 15 | Opseth Noah | S | 0 | 0 | 24 | 24 | 24 | |
| | - | 21 | Obi John | MB | 0 | 0 | 0 | 0 | 0 | |
| | Total Team | | | | | | 0 | 0 | 63 | 63 |

| | | Rk | No | Name | Pos. | Excellents | Faults | Serve Receptions | Total Attempts | Eff. % |
|---|-------------------|----|----------------------|------|------|------------|--------|------------------|----------------|--------|
|  Reception Limit: 20.00% | 1 | 4 | Greves Logan | L | 15 | 0 | 2 | 17 | 88.24 | |
| | 2 | 12 | Gingera Reeve | OH | 8 | 0 | 2 | 10 | 80.00 | |
| | - | 1 | Hershtynovich Daniil | OH | 0 | 0 | 0 | 0 | | |
| | - | 3 | Musschoot Lucas | MB | 0 | 1 | 0 | 1 | | |
| | - | 6 | Martens Dylan | OH | 3 | 0 | 2 | 5 | | |
| | - | 7 | Mills Brendan | OP | 0 | 0 | 0 | 0 | | |
| | - | 8 | Greves Mason | S | 0 | 0 | 0 | 0 | | |
| | - | 9 | Elser Aaron | OH | 4 | 0 | 3 | 7 | | |
| | - | 11 | Schoenherr Cory | MB | 0 | 0 | 0 | 0 | | |
| | - | 13 | Sargent Jacob | OH | 0 | 0 | 0 | 0 | | |
| | - | 15 | Opseth Noah | S | 0 | 0 | 0 | 0 | | |
| | - | 21 | Obi John | MB | 0 | 0 | 0 | 0 | | |
| | Total Team | | | | | | 30 | 1 | 9 | 40 |