



2023 NORCECA Men International League Final Four

P-3 Match players ranking



Match: 4 Date: 10/06/2023 Spectators: 2,000
 City: Durango
 Hall: Auditorio Polideportivo de Durango
 Match duration: Start: 20:00 End: 21:25 Total: 1:25

| Teams | Sets | 1 | 2 | 3 | 4 | 5 | Total |
|-----------|------|------|------|------|---|---|-------|
| MEX | 3 | 25 | 25 | 25 | | | 75 |
| DOM | 0 | 21 | 20 | 20 | | | 61 |
| Duration: | | 0:28 | 0:23 | 0:26 | | | 1:17 |



MEX • Mexico

Attack

Limit: 15.00%

| Rk | No | Name | Pos. | Attacks | Faults | Shots | Total Attempts | Succ. % |
|-------------------|----|----------------------------------|------|---------|--------|-------|----------------|---------|
| 1 | 7 | González Castañeda Diego | OP | 16 | 6 | 8 | 30 | 53.33 |
| 2 | 6 | Lopez Rios Josue De Jesus | OH | 10 | 2 | 9 | 21 | 47.62 |
| 3 | 12 | Fuentes Rascon Mauro Isaac | OH | 6 | 4 | 5 | 15 | 40.00 |
| - | 1 | Mendoza Perdomo José Roberto | L | 0 | 0 | 0 | 0 | |
| - | 3 | Bravo Moreno Hiram Said | L | 0 | 0 | 0 | 0 | |
| - | 5 | Parra Valenzuela Victor Manuel | MB | 3 | 0 | 4 | 7 | |
| - | 8 | Mendoza Burgueño Edgar Alejandro | S | 0 | 0 | 0 | 0 | |
| - | 9 | Tellez Rodriguez Axel Manuel | MB | 5 | 0 | 1 | 6 | |
| - | 10 | Rangel Pedro | S | 0 | 0 | 0 | 0 | |
| - | 11 | Lopez Rios Brandon Gabriel | MB | 0 | 0 | 0 | 0 | |
| - | 13 | Ramon Eduardo Gonzalez Castro | OH | 0 | 0 | 0 | 0 | |
| - | 16 | Chávez Pasos Miguel Antonio | MB | 0 | 0 | 0 | 0 | |
| - | 19 | Hernandez Baca Luis David | OP | 0 | 1 | 0 | 1 | |
| - | 25 | Sandoval Contreras Enrique | OH | 0 | 0 | 0 | 0 | |
| Total Team | | | | 40 | 13 | 27 | 80 | 50.00 |

Block

| Rk | No | Name | Pos. | Kill Blocks | Faults | Rebounds | Total Attempts | Avg. by set |
|-------------------|----|----------------------------------|------|-------------|--------|----------|----------------|-------------|
| 1 | 6 | Lopez Rios Josue De Jesus | OH | 2 | 4 | 2 | 8 | 0.67 |
| | 7 | González Castañeda Diego | OP | 2 | 4 | 1 | 7 | 0.67 |
| | 12 | Fuentes Rascon Mauro Isaac | OH | 2 | 1 | 1 | 4 | 0.67 |
| 4 | 5 | Parra Valenzuela Victor Manuel | MB | 1 | 2 | 4 | 7 | 0.33 |
| | 9 | Tellez Rodriguez Axel Manuel | MB | 1 | 2 | 4 | 7 | 0.33 |
| - | 1 | Mendoza Perdomo José Roberto | L | 0 | 0 | 0 | 0 | |
| - | 3 | Bravo Moreno Hiram Said | L | 0 | 0 | 0 | 0 | |
| - | 8 | Mendoza Burgueño Edgar Alejandro | S | 0 | 0 | 0 | 0 | |
| - | 10 | Rangel Pedro | S | 0 | 1 | 0 | 1 | |
| - | 11 | Lopez Rios Brandon Gabriel | MB | 0 | 0 | 0 | 0 | |
| - | 13 | Ramon Eduardo Gonzalez Castro | OH | 0 | 0 | 0 | 0 | |
| - | 16 | Chávez Pasos Miguel Antonio | MB | 0 | 0 | 0 | 0 | |
| - | 19 | Hernandez Baca Luis David | OP | 0 | 0 | 0 | 0 | |
| - | 25 | Sandoval Contreras Enrique | OH | 0 | 0 | 0 | 0 | |
| Total Team | | | | 8 | 14 | 12 | 34 | 2.67 |


Serve


| Rk | No | Name | Pos. | Aces | Faults | Serve Hits | Total Attempts | Avg. by set |
|-------------------|----|----------------------------------|------|------|--------|------------|----------------|-------------|
| 1 | 5 | Parra Valenzuela Victor Manuel | MB | 1 | 3 | 14 | 18 | 0.33 |
| | 6 | Lopez Rios Josue De Jesus | OH | 1 | 3 | 8 | 12 | 0.33 |
| | 12 | Fuentes Rascon Mauro Isaac | OH | 1 | 4 | 3 | 8 | 0.33 |
| - | 1 | Mendoza Perdomo José Roberto | L | 0 | 0 | 0 | 0 | |
| - | 3 | Bravo Moreno Hiram Said | L | 0 | 0 | 0 | 0 | |
| - | 7 | González Castañeda Diego | OP | 0 | 1 | 9 | 10 | |
| - | 8 | Mendoza Burgueño Edgar Alejandro | S | 0 | 0 | 15 | 15 | |
| - | 9 | Tellez Rodriguez Axel Manuel | MB | 0 | 2 | 7 | 9 | |
| - | 10 | Rangel Pedro | S | 0 | 0 | 1 | 1 | |
| - | 11 | Lopez Rios Brandon Gabriel | MB | 0 | 0 | 0 | 0 | |
| - | 13 | Ramon Eduardo Gonzalez Castro | OH | 0 | 0 | 0 | 0 | |
| - | 16 | Chávez Pasos Miguel Antonio | MB | 0 | 0 | 0 | 0 | |
| - | 19 | Hernandez Baca Luis David | OP | 0 | 0 | 0 | 0 | |
| - | 25 | Sandoval Contreras Enrique | OH | 0 | 0 | 0 | 0 | |
| Total Team | | | | 3 | 13 | 57 | 73 | 1.00 |



| Team | Total Team | 24 | 7 | 31 |
|------|------------|----|---|----|
|------|------------|----|---|----|




|  Dig | Rk | No | Name | Pos. | Digs | Faults | Receptions | Total Attempts | Avg. by set |
|---|----|-------------------------------|----------------------------------|------|------|--------|------------|----------------|-------------|
| | 1 | 6 | Lopez Rios Josue De Jesus | OH | 8 | 4 | 0 | 12 | 2.67 |
| | 2 | 3 | Bravo Moreno Hiram Said | L | 4 | 0 | 1 | 5 | 1.33 |
| | | 5 | Parra Valenzuela Victor Manuel | MB | 4 | 0 | 0 | 4 | 1.33 |
| | | 7 | González Castañeda Diego | OP | 4 | 2 | 0 | 6 | 1.33 |
| | 5 | 1 | Mendoza Perdomo José Roberto | L | 3 | 3 | 1 | 7 | 1.00 |
| | | 8 | Mendoza Burgueño Edgar Alejandro | S | 3 | 2 | 1 | 6 | 1.00 |
| | 7 | 12 | Fuentes Rascon Mauro Isaac | OH | 2 | 2 | 1 | 5 | 0.67 |
| | - | 9 | Tellez Rodriguez Axel Manuel | MB | 0 | 0 | 1 | 1 | |
| | - | 10 | Rangel Pedro | S | 0 | 0 | 0 | 0 | |
| - | 11 | Lopez Rios Brandon Gabriel | MB | 0 | 0 | 0 | 0 | | |
| - | 13 | Ramon Eduardo Gonzalez Castro | OH | 0 | 0 | 0 | 0 | | |
| - | 16 | Chávez Pasos Miguel Antonio | MB | 0 | 0 | 0 | 0 | | |
| - | 19 | Hernandez Baca Luis David | OP | 0 | 0 | 0 | 0 | | |
| - | 25 | Sandoval Contreras Enrique | OH | 0 | 0 | 0 | 0 | | |
| Total Team | | | | | 28 | 13 | 5 | 46 | 9.33 |

|  Set | Rk | No | Name | Pos. | Running Sets | Faults | Still Sets | Total Attempts | Avg. by set |
|--|----|-------------------------------|----------------------------------|------|--------------|--------|------------|----------------|-------------|
| | 1 | 8 | Mendoza Burgueño Edgar Alejandro | S | 24 | 0 | 42 | 66 | 8.00 |
| | 2 | 10 | Rangel Pedro | S | 2 | 0 | 5 | 7 | 0.67 |
| | - | 1 | Mendoza Perdomo José Roberto | L | 0 | 0 | 0 | 0 | |
| | - | 3 | Bravo Moreno Hiram Said | L | 0 | 0 | 0 | 0 | |
| | - | 5 | Parra Valenzuela Victor Manuel | MB | 0 | 0 | 0 | 0 | |
| | - | 6 | Lopez Rios Josue De Jesus | OH | 0 | 0 | 1 | 1 | |
| | - | 7 | González Castañeda Diego | OP | 0 | 0 | 1 | 1 | |
| | - | 9 | Tellez Rodriguez Axel Manuel | MB | 0 | 0 | 0 | 0 | |
| | - | 11 | Lopez Rios Brandon Gabriel | MB | 0 | 0 | 0 | 0 | |
| - | 12 | Fuentes Rascon Mauro Isaac | OH | 0 | 0 | 2 | 2 | | |
| - | 13 | Ramon Eduardo Gonzalez Castro | OH | 0 | 0 | 0 | 0 | | |
| - | 16 | Chávez Pasos Miguel Antonio | MB | 0 | 0 | 0 | 0 | | |
| - | 19 | Hernandez Baca Luis David | OP | 0 | 0 | 0 | 0 | | |
| - | 25 | Sandoval Contreras Enrique | OH | 0 | 0 | 0 | 0 | | |
| Total Team | | | | | 26 | 0 | 51 | 77 | 8.67 |

|  Reception Limit: 20.00% | Rk | No | Name | Pos. | Excellents | Faults | Serve Receptions | Total Attempts | Eff. % |
|--|----|-------------------------------|----------------------------------|------|------------|--------|------------------|----------------|--------|
| | 1 | 6 | Lopez Rios Josue De Jesus | OH | 11 | 0 | 3 | 14 | 78.57 |
| | 2 | 12 | Fuentes Rascon Mauro Isaac | OH | 13 | 1 | 14 | 28 | 42.86 |
| | - | 1 | Mendoza Perdomo José Roberto | L | 0 | 0 | 0 | 0 | |
| | - | 3 | Bravo Moreno Hiram Said | L | 4 | 0 | 3 | 7 | |
| | - | 5 | Parra Valenzuela Victor Manuel | MB | 0 | 0 | 0 | 0 | |
| | - | 7 | González Castañeda Diego | OP | 0 | 0 | 0 | 0 | |
| | - | 8 | Mendoza Burgueño Edgar Alejandro | S | 0 | 0 | 0 | 0 | |
| | - | 9 | Tellez Rodriguez Axel Manuel | MB | 1 | 0 | 0 | 1 | |
| | - | 10 | Rangel Pedro | S | 0 | 0 | 0 | 0 | |
| - | 11 | Lopez Rios Brandon Gabriel | MB | 0 | 0 | 0 | 0 | | |
| - | 13 | Ramon Eduardo Gonzalez Castro | OH | 0 | 0 | 0 | 0 | | |
| - | 16 | Chávez Pasos Miguel Antonio | MB | 0 | 0 | 0 | 0 | | |
| - | 19 | Hernandez Baca Luis David | OP | 0 | 0 | 0 | 0 | | |
| - | 25 | Sandoval Contreras Enrique | OH | 0 | 0 | 0 | 0 | | |
| Total Team | | | | | 29 | 1 | 20 | 50 | 56.00 |




DOM • Dominican Republic


| | | Rk | No | Name | Pos. | Attacks | Faults | Shots | Total Attempts | Succ. % | |
|--|---|------------|----------------------------------|----------------------------------|------|-------------|--------|------------|----------------|-------------|-------|
|  Attack Limit: 15.00% | 1 | 4 | Hernandez Wilfrido | OH | 14 | 5 | 14 | 33 | 42.42 | | |
| | 2 | 2 | Reinoso Soto Luis David | OH | 7 | 5 | 6 | 18 | 38.89 | | |
| | 3 | 10 | Toribio Martinez Gerson Ezequiel | OP | 4 | 4 | 5 | 13 | 30.77 | | |
| | - | 1 | Tapia Santana Henry Omar | OP | 0 | 0 | 0 | 0 | | | |
| | - | 5 | Mieses Feliz Enger Miguel | L | 0 | 0 | 0 | 0 | | | |
| | - | 6 | Blondet Ramirez Manuel Alejandro | MB | 1 | 0 | 1 | 2 | | | |
| | - | 7 | De Jesus Hernandez Juan José | S | 0 | 0 | 1 | 1 | | | |
| | - | 8 | Lopez Capellan Henry Antonio | OH | 0 | 0 | 0 | 0 | | | |
| | - | 9 | Turbides Pepen Bryan | L | 0 | 0 | 0 | 0 | | | |
| | - | 12 | Almonte Bismal Rafael | OH | 0 | 0 | 0 | 0 | | | |
| | - | 14 | Ramirez Dacay Luke Harrison | S | 0 | 0 | 1 | 1 | | | |
| | - | 15 | Rosario Adames Luther Hadasher | MB | 1 | 0 | 1 | 2 | | | |
| | - | 18 | Ortiz Valdez Moises Alexander | MB | 0 | 2 | 0 | 2 | | | |
| | - | 19 | Cruz Cepin Hector Alexis | OH | 7 | 2 | 3 | 12 | | | |
| | Total Team | | | | | | 34 | 18 | 32 | 84 | 40.48 |
| |  Block | Rk | No | Name | Pos. | Kill Blocks | Faults | Rebounds | Total Attempts | Avg. by set | |
| | | 1 | 4 | Hernandez Wilfrido | OH | 3 | 6 | 1 | 10 | 1.00 | |
| | | 2 | 15 | Rosario Adames Luther Hadasher | MB | 2 | 4 | 1 | 7 | 0.67 | |
| | | 3 | 2 | Reinoso Soto Luis David | OH | 1 | 4 | 0 | 5 | 0.33 | |
| | | 6 | Blondet Ramirez Manuel Alejandro | MB | 1 | 1 | 3 | 5 | 0.33 | | |
| | | 18 | Ortiz Valdez Moises Alexander | MB | 1 | 1 | 0 | 2 | 0.33 | | |
| - | | 1 | Tapia Santana Henry Omar | OP | 0 | 0 | 0 | 0 | | | |
| - | | 5 | Mieses Feliz Enger Miguel | L | 0 | 0 | 0 | 0 | | | |
| - | | 7 | De Jesus Hernandez Juan José | S | 0 | 1 | 1 | 2 | | | |
| - | | 8 | Lopez Capellan Henry Antonio | OH | 0 | 0 | 0 | 0 | | | |
| - | | 9 | Turbides Pepen Bryan | L | 0 | 0 | 0 | 0 | | | |
| - | | 10 | Toribio Martinez Gerson Ezequiel | OP | 0 | 2 | 0 | 2 | | | |
| - | | 12 | Almonte Bismal Rafael | OH | 0 | 0 | 0 | 0 | | | |
| - | | 14 | Ramirez Dacay Luke Harrison | S | 0 | 0 | 0 | 0 | | | |
| - | | 19 | Cruz Cepin Hector Alexis | OH | 0 | 1 | 0 | 1 | | | |
| Total Team | | | | | | 8 | 20 | 6 | 34 | 2.67 | |
|  Serve | | Rk | No | Name | Pos. | Aces | Faults | Serve Hits | Total Attempts | Avg. by set | |
| | | 1 | 10 | Toribio Martinez Gerson Ezequiel | OP | 1 | 1 | 5 | 7 | 0.33 | |
| | | - | 1 | Tapia Santana Henry Omar | OP | 0 | 0 | 0 | 0 | | |
| | - | 2 | Reinoso Soto Luis David | OH | 0 | 3 | 9 | 12 | | | |
| | - | 4 | Hernandez Wilfrido | OH | 0 | 1 | 8 | 9 | | | |
| | - | 5 | Mieses Feliz Enger Miguel | L | 0 | 0 | 0 | 0 | | | |
| | - | 6 | Blondet Ramirez Manuel Alejandro | MB | 0 | 2 | 9 | 11 | | | |
| | - | 7 | De Jesus Hernandez Juan José | S | 0 | 1 | 3 | 4 | | | |
| | - | 8 | Lopez Capellan Henry Antonio | OH | 0 | 0 | 0 | 0 | | | |
| | - | 9 | Turbides Pepen Bryan | L | 0 | 0 | 0 | 0 | | | |
| | - | 12 | Almonte Bismal Rafael | OH | 0 | 1 | 1 | 2 | | | |
| | - | 14 | Ramirez Dacay Luke Harrison | S | 0 | 2 | 4 | 6 | | | |
| | - | 15 | Rosario Adames Luther Hadasher | MB | 0 | 1 | 3 | 4 | | | |
| | - | 18 | Ortiz Valdez Moises Alexander | MB | 0 | 0 | 2 | 2 | | | |
| | - | 19 | Cruz Cepin Hector Alexis | OH | 0 | 1 | 5 | 6 | | | |
| | Total Team | | | | | | 1 | 13 | 49 | 63 | 0.33 |
| | Team | Total Team | | | | | 18 | 9 | | 27 | |


MIKASA

MIKASA

MIKASA

|  Dig | Rk | No | Name | Pos. | Digs | Faults | Receptions | Total Attempts | Avg. by set |
|---|----|----------------------------------|----------------------------------|------|------|--------|------------|----------------|-------------|
| | 1 | 5 | Mieses Feliz Enger Miguel | L | 10 | 2 | 2 | 14 | 3.33 |
| | 2 | 7 | De Jesus Hernandez Juan José | S | 6 | 2 | 1 | 9 | 2.00 |
| | 3 | 4 | Hernandez Wilfrido | OH | 2 | 2 | 1 | 5 | 0.67 |
| | | 14 | Ramirez Dacay Luke Harrison | S | 2 | 0 | 0 | 2 | 0.67 |
| | 5 | 10 | Toribio Martinez Gerson Ezequiel | OP | 1 | 1 | 0 | 2 | 0.33 |
| | | 18 | Ortiz Valdez Moises Alexander | MB | 1 | 0 | 1 | 2 | 0.33 |
| | | 19 | Cruz Cepin Hector Alexis | OH | 1 | 1 | 0 | 2 | 0.33 |
| | - | 1 | Tapia Santana Henry Omar | OP | 0 | 0 | 0 | 0 | |
| | - | 2 | Reinoso Soto Luis David | OH | 0 | 3 | 0 | 3 | |
| - | 6 | Blondet Ramirez Manuel Alejandro | MB | 0 | 0 | 0 | 0 | | |
| - | 8 | Lopez Capellan Henry Antonio | OH | 0 | 0 | 0 | 0 | | |
| - | 9 | Turbides Pepen Bryan | L | 0 | 0 | 0 | 0 | | |
| - | 12 | Almonte Bismal Rafael | OH | 0 | 0 | 0 | 0 | | |
| - | 15 | Rosario Adames Luther Hadasher | MB | 0 | 0 | 0 | 0 | | |
| Total Team | | | | | 23 | 11 | 5 | 39 | 7.67 |

|  Set | Rk | No | Name | Pos. | Running Sets | Faults | Still Sets | Total Attempts | Avg. by set |
|---|----|----------------------------------|----------------------------------|------|--------------|--------|------------|----------------|-------------|
| | 1 | 14 | Ramirez Dacay Luke Harrison | S | 9 | 0 | 29 | 38 | 3.00 |
| | 2 | 7 | De Jesus Hernandez Juan José | S | 2 | 0 | 27 | 29 | 0.67 |
| | - | 1 | Tapia Santana Henry Omar | OP | 0 | 0 | 0 | 0 | |
| | - | 2 | Reinoso Soto Luis David | OH | 0 | 0 | 4 | 4 | |
| | - | 4 | Hernandez Wilfrido | OH | 0 | 0 | 0 | 0 | |
| | - | 5 | Mieses Feliz Enger Miguel | L | 0 | 1 | 4 | 5 | |
| | - | 6 | Blondet Ramirez Manuel Alejandro | MB | 0 | 0 | 0 | 0 | |
| | - | 8 | Lopez Capellan Henry Antonio | OH | 0 | 0 | 0 | 0 | |
| | - | 9 | Turbides Pepen Bryan | L | 0 | 0 | 0 | 0 | |
| - | 10 | Toribio Martinez Gerson Ezequiel | OP | 0 | 0 | 2 | 2 | | |
| - | 12 | Almonte Bismal Rafael | OH | 0 | 0 | 0 | 0 | | |
| - | 15 | Rosario Adames Luther Hadasher | MB | 0 | 0 | 0 | 0 | | |
| - | 18 | Ortiz Valdez Moises Alexander | MB | 0 | 0 | 0 | 0 | | |
| - | 19 | Cruz Cepin Hector Alexis | OH | 0 | 0 | 3 | 3 | | |
| Total Team | | | | | 11 | 1 | 69 | 81 | 3.67 |

|  Reception Limit: 20.00% | Rk | No | Name | Pos. | Excellents | Faults | Serve Receptions | Total Attempts | Eff. % |
|--|----|--------------------------------|----------------------------------|------|------------|--------|------------------|----------------|--------|
| | 1 | 5 | Mieses Feliz Enger Miguel | L | 17 | 1 | 5 | 23 | 69.57 |
| | 2 | 2 | Reinoso Soto Luis David | OH | 6 | 1 | 7 | 14 | 35.71 |
| | 3 | 4 | Hernandez Wilfrido | OH | 7 | 1 | 14 | 22 | 27.27 |
| | - | 1 | Tapia Santana Henry Omar | OP | 0 | 0 | 0 | 0 | |
| | - | 6 | Blondet Ramirez Manuel Alejandro | MB | 0 | 0 | 0 | 0 | |
| | - | 7 | De Jesus Hernandez Juan José | S | 0 | 0 | 0 | 0 | |
| | - | 8 | Lopez Capellan Henry Antonio | OH | 0 | 0 | 0 | 0 | |
| | - | 9 | Turbides Pepen Bryan | L | 0 | 0 | 0 | 0 | |
| | - | 10 | Toribio Martinez Gerson Ezequiel | OP | 0 | 0 | 0 | 0 | |
| - | 12 | Almonte Bismal Rafael | OH | 0 | 0 | 0 | 0 | | |
| - | 14 | Ramirez Dacay Luke Harrison | S | 0 | 0 | 0 | 0 | | |
| - | 15 | Rosario Adames Luther Hadasher | MB | 1 | 0 | 0 | 1 | | |
| - | 18 | Ortiz Valdez Moises Alexander | MB | 0 | 0 | 0 | 0 | | |
| - | 19 | Cruz Cepin Hector Alexis | OH | 0 | 0 | 0 | 0 | | |
| Total Team | | | | | 31 | 3 | 26 | 60 | 46.67 |