



Match: 1 Date: 28/06/2023 Spectators: 400
City: San Salvador
Hall: Sports Palace Carlos El Famoso Hernández
Match duration: Start: 10:30 End: 12:50 Total: 2:20


| Teams | Sets | 1 | 2 | 3 | 4 | 5 | Total |
|-----------|------|------|------|------|------|---|-------|
| MEX | 1 | 17 | 31 | 20 | 18 | | 86 |
| DOM | 3 | 25 | 29 | 25 | 25 | | 104 |
| Duration: | | 0:32 | 0:37 | 0:27 | 0:30 | | 2:06 |




MEX • Mexico


| Attack | | Rk | No | Name | Pos. | Attacks | Faults | Shots | Total Attempts | Succ. % | |
|--|---------------|----|-------------------|----------------------------------|------|---------|--------|-------|----------------|---------|-------|
|  | | 1 | 7 | González Castañeda Diego | OP | 15 | 11 | 7 | 33 | 45.45 | |
| | | 2 | 12 | Fuentes Rascon Mauro Isaac | OH | 18 | 6 | 22 | 46 | 39.13 | |
| | | 3 | 6 | Lopez Rios Josue De Jesus | OH | 11 | 10 | 17 | 38 | 28.95 | |
| | | - | 3 | Bravo Moreno Hiram Said | L | 0 | 0 | 0 | 0 | | |
| | | - | 5 | Parra Valenzuela Victor Manuel | MB | 5 | 2 | 8 | 15 | | |
| | | - | 8 | Mendoza Burgueño Edgar Alejandro | S | 0 | 0 | 0 | 0 | | |
| | | - | 9 | Tellez Rodriguez Axel Manuel | MB | 7 | 1 | 2 | 10 | | |
| | | - | 10 | Rangel Pedro | S | 0 | 0 | 5 | 5 | | |
| | | - | 11 | Lopez Rios Brandon Gabriel | MB | 0 | 0 | 0 | 0 | | |
| | | - | 18 | Sanay Heredia Yasutaka | OH | 0 | 0 | 0 | 0 | | |
| | | - | 19 | Hernandez Baca Luis David | OP | 5 | 4 | 5 | 14 | | |
| | | - | 25 | Sandoval Contreras Enrique | OH | 1 | 0 | 1 | 2 | | |
| | Limit: 15.00% | | Total Team | | | | 62 | 34 | 67 | 163 | 38.04 |


| Block | | Rk | No | Name | Pos. | Kill Blocks | Faults | Rebounds | Total Attempts | Avg. by set | |
|---|--|----|-------------------|----------------------------------|------|-------------|--------|----------|----------------|-------------|------|
|  | | 1 | 9 | Tellez Rodriguez Axel Manuel | MB | 3 | 4 | 3 | 10 | 0.75 | |
| | | 2 | 5 | Parra Valenzuela Victor Manuel | MB | 1 | 5 | 5 | 11 | 0.25 | |
| | | | 7 | González Castañeda Diego | OP | 1 | 5 | 2 | 8 | 0.25 | |
| | | | 10 | Rangel Pedro | S | 1 | 4 | 5 | 10 | 0.25 | |
| | | - | 3 | Bravo Moreno Hiram Said | L | 0 | 0 | 0 | 0 | | |
| | | - | 6 | Lopez Rios Josue De Jesus | OH | 0 | 1 | 1 | 2 | | |
| | | - | 8 | Mendoza Burgueño Edgar Alejandro | S | 0 | 0 | 0 | 0 | | |
| | | - | 11 | Lopez Rios Brandon Gabriel | MB | 0 | 0 | 0 | 0 | | |
| | | - | 12 | Fuentes Rascon Mauro Isaac | OH | 0 | 1 | 1 | 2 | | |
| | | - | 18 | Sanay Heredia Yasutaka | OH | 0 | 1 | 0 | 1 | | |
| | | - | 19 | Hernandez Baca Luis David | OP | 0 | 0 | 1 | 1 | | |
| | | - | 25 | Sandoval Contreras Enrique | OH | 0 | 0 | 1 | 1 | | |
| | | | Total Team | | | | 6 | 21 | 19 | 46 | 1.50 |

| Serve | | Rk | No | Name | Pos. | Aces | Faults | Serve Hits | Total Attempts | Avg. by set | |
|--|--|----|-------------------|----------------------------------|------|------|--------|------------|----------------|-------------|------|
|  | | 1 | 10 | Rangel Pedro | S | 1 | 1 | 21 | 23 | 0.25 | |
| | | | 19 | Hernandez Baca Luis David | OP | 1 | 1 | 3 | 5 | 0.25 | |
| | | - | 3 | Bravo Moreno Hiram Said | L | 0 | 0 | 0 | 0 | | |
| | | - | 5 | Parra Valenzuela Victor Manuel | MB | 0 | 5 | 4 | 9 | | |
| | | - | 6 | Lopez Rios Josue De Jesus | OH | 0 | 2 | 10 | 12 | | |
| | | - | 7 | González Castañeda Diego | OP | 0 | 3 | 6 | 9 | | |
| | | - | 8 | Mendoza Burgueño Edgar Alejandro | S | 0 | 0 | 1 | 1 | | |
| | | - | 9 | Tellez Rodriguez Axel Manuel | MB | 0 | 4 | 4 | 8 | | |
| | | - | 11 | Lopez Rios Brandon Gabriel | MB | 0 | 0 | 0 | 0 | | |
| | | - | 12 | Fuentes Rascon Mauro Isaac | OH | 0 | 2 | 11 | 13 | | |
| | | - | 18 | Sanay Heredia Yasutaka | OH | 0 | 3 | 3 | 6 | | |
| | | - | 25 | Sandoval Contreras Enrique | OH | 0 | 0 | 0 | 0 | | |
| | | | Total Team | | | | 2 | 21 | 63 | 86 | 0.50 |

| Team | Total Team | Attacks | Faults | Shots | Total Attempts |
|------|------------|---------|--------|-------|----------------|
| | Total Team | 16 | 12 | | 28 |




|  Dig | Rk | No | Name | Pos. | Digs | Faults | Receptions | Total Attempts | Avg. by set |
|---|----|----------------------------|----------------------------------|------|------|--------|------------|----------------|-------------|
| | 1 | 3 | Bravo Moreno Hiram Said | L | 40 | 7 | 3 | 50 | 10.00 |
| | 2 | 10 | Rangel Pedro | S | 10 | 3 | 1 | 14 | 2.50 |
| | 3 | 12 | Fuentes Rascon Mauro Isaac | OH | 7 | 1 | 0 | 8 | 1.75 |
| | 4 | 6 | Lopez Rios Josue De Jesus | OH | 5 | 0 | 0 | 5 | 1.25 |
| | 5 | 7 | González Castañeda Diego | OP | 4 | 1 | 0 | 5 | 1.00 |
| | 6 | 5 | Parra Valenzuela Victor Manuel | MB | 3 | 0 | 0 | 3 | 0.75 |
| | 7 | 9 | Tellez Rodriguez Axel Manuel | MB | 2 | 0 | 1 | 3 | 0.50 |
| | 8 | 19 | Hernandez Baca Luis David | OP | 1 | 0 | 0 | 1 | 0.25 |
| | - | 8 | Mendoza Burgueño Edgar Alejandro | S | 0 | 0 | 0 | 0 | |
| - | 11 | Lopez Rios Brandon Gabriel | MB | 0 | 0 | 0 | 0 | | |
| - | 18 | Sanay Heredia Yasutaka | OH | 0 | 0 | 0 | 0 | | |
| - | 25 | Sandoval Contreras Enrique | OH | 0 | 0 | 0 | 0 | | |
| Total Team | | | | | 72 | 12 | 5 | 89 | 18.00 |

|  Set | Rk | No | Name | Pos. | Running Sets | Faults | Still Sets | Total Attempts | Avg. by set |
|---|----|----------------------------|----------------------------------|------|--------------|--------|------------|----------------|-------------|
| | 1 | 10 | Rangel Pedro | S | 47 | 0 | 94 | 141 | 11.75 |
| | - | 3 | Bravo Moreno Hiram Said | L | 0 | 0 | 4 | 4 | |
| | - | 5 | Parra Valenzuela Victor Manuel | MB | 0 | 0 | 0 | 0 | |
| | - | 6 | Lopez Rios Josue De Jesus | OH | 0 | 0 | 5 | 5 | |
| | - | 7 | González Castañeda Diego | OP | 0 | 0 | 2 | 2 | |
| | - | 8 | Mendoza Burgueño Edgar Alejandro | S | 0 | 0 | 0 | 0 | |
| | - | 9 | Tellez Rodriguez Axel Manuel | MB | 0 | 0 | 0 | 0 | |
| | - | 11 | Lopez Rios Brandon Gabriel | MB | 0 | 0 | 0 | 0 | |
| | - | 12 | Fuentes Rascon Mauro Isaac | OH | 0 | 0 | 5 | 5 | |
| - | 18 | Sanay Heredia Yasutaka | OH | 0 | 0 | 1 | 1 | | |
| - | 19 | Hernandez Baca Luis David | OP | 0 | 0 | 3 | 3 | | |
| - | 25 | Sandoval Contreras Enrique | OH | 0 | 0 | 0 | 0 | | |
| Total Team | | | | | 47 | 0 | 114 | 161 | 11.75 |


|  Reception Limit: 20.00% | Rk | No | Name | Pos. | Excellents | Faults | Serve Receptions | Total Attempts | Eff. % |
|--|----|----------------------------|----------------------------------|------|------------|--------|------------------|----------------|--------|
| | 1 | 3 | Bravo Moreno Hiram Said | L | 21 | 0 | 7 | 28 | 75.00 |
| | 2 | 6 | Lopez Rios Josue De Jesus | OH | 16 | 1 | 11 | 28 | 53.57 |
| | 3 | 12 | Fuentes Rascon Mauro Isaac | OH | 18 | 3 | 15 | 36 | 41.67 |
| | - | 5 | Parra Valenzuela Victor Manuel | MB | 0 | 0 | 0 | 0 | |
| | - | 7 | González Castañeda Diego | OP | 0 | 0 | 0 | 0 | |
| | - | 8 | Mendoza Burgueño Edgar Alejandro | S | 0 | 0 | 0 | 0 | |
| | - | 9 | Tellez Rodriguez Axel Manuel | MB | 0 | 0 | 0 | 0 | |
| | - | 10 | Rangel Pedro | S | 0 | 0 | 1 | 1 | |
| | - | 11 | Lopez Rios Brandon Gabriel | MB | 0 | 0 | 0 | 0 | |
| - | 18 | Sanay Heredia Yasutaka | OH | 3 | 0 | 1 | 4 | | |
| - | 19 | Hernandez Baca Luis David | OP | 0 | 0 | 0 | 0 | | |
| - | 25 | Sandoval Contreras Enrique | OH | 0 | 0 | 0 | 0 | | |
| Total Team | | | | | 58 | 4 | 35 | 97 | 55.67 |




DOM • Dominican Republic

| | | Rk | No | Name | Pos. | Attacks | Faults | Shots | Total Attempts | Succ. % | |
|--|--|-------------------|----------------------------------|------------------------------|------|---------|--------|-------|----------------|---------|-------|
|  Attack Limit: 15.00% | 1 | 1 | Tapia Santana Henry Omar | OP | 15 | 3 | 21 | 39 | 38.46 | | |
| | 2 | 19 | Cruz Cepin Hector Alexis | OH | 17 | 7 | 22 | 46 | 36.96 | | |
| | 3 | 8 | Lopez Capellan Henry Antonio | OH | 9 | 2 | 17 | 28 | 32.14 | | |
| | - | 4 | Hernandez Wilfrido | OH | 0 | 1 | 1 | 2 | | | |
| | - | 5 | Mieses Feliz Enger Miguel | L | 0 | 0 | 0 | 0 | | | |
| | - | 6 | Blondet Ramirez Manuel Alejandro | MB | 0 | 0 | 0 | 0 | | | |
| | - | 7 | Burgos-Guntin Rafael Antonio | MB | 1 | 1 | 3 | 5 | | | |
| | - | 10 | Toribio Martinez Gerson Ezequiel | OP | 0 | 0 | 0 | 0 | | | |
| | - | 11 | De Jesus Hernandez Juan José | S | 1 | 0 | 2 | 3 | | | |
| | - | 12 | Matos Logrono Mason William | S | 0 | 0 | 0 | 0 | | | |
| | - | 14 | Ramirez Dacay Luke Harrison | S | 0 | 0 | 0 | 0 | | | |
| | - | 15 | Rosario Adames Luther Hadasher | MB | 2 | 1 | 1 | 4 | | | |
| | Total Team | | | | | | 45 | 15 | 67 | 127 | 35.43 |
| |  Block | 1 | 8 | Lopez Capellan Henry Antonio | OH | 5 | 3 | 2 | 10 | 1.25 | |
| | | 2 | 7 | Burgos-Guntin Rafael Antonio | MB | 3 | 7 | 3 | 13 | 0.75 | |
| | | 19 | Cruz Cepin Hector Alexis | OH | 3 | 6 | 1 | 10 | 0.75 | | |
| 4 | | 1 | Tapia Santana Henry Omar | OP | 1 | 0 | 4 | 5 | 0.25 | | |
| | | 11 | De Jesus Hernandez Juan José | S | 1 | 2 | 3 | 6 | 0.25 | | |
| | | 15 | Rosario Adames Luther Hadasher | MB | 1 | 7 | 12 | 20 | 0.25 | | |
| - | | 4 | Hernandez Wilfrido | OH | 0 | 0 | 0 | 0 | | | |
| - | | 5 | Mieses Feliz Enger Miguel | L | 0 | 0 | 0 | 0 | | | |
| - | | 6 | Blondet Ramirez Manuel Alejandro | MB | 0 | 0 | 0 | 0 | | | |
| - | | 10 | Toribio Martinez Gerson Ezequiel | OP | 0 | 0 | 0 | 0 | | | |
| - | | 12 | Matos Logrono Mason William | S | 0 | 0 | 0 | 0 | | | |
| - | | 14 | Ramirez Dacay Luke Harrison | S | 0 | 0 | 0 | 0 | | | |
| Total Team | | | | | | 14 | 25 | 25 | 64 | 3.50 | |
|  Serve | | 1 | 19 | Cruz Cepin Hector Alexis | OH | 2 | 2 | 19 | 23 | 0.50 | |
| | | 2 | 4 | Hernandez Wilfrido | OH | 1 | 1 | 5 | 7 | 0.25 | |
| | | 15 | Rosario Adames Luther Hadasher | MB | 1 | 0 | 15 | 16 | 0.25 | | |
| | - | 1 | Tapia Santana Henry Omar | OP | 0 | 2 | 13 | 15 | | | |
| | - | 5 | Mieses Feliz Enger Miguel | L | 0 | 0 | 0 | 0 | | | |
| | - | 6 | Blondet Ramirez Manuel Alejandro | MB | 0 | 0 | 1 | 1 | | | |
| | - | 7 | Burgos-Guntin Rafael Antonio | MB | 0 | 0 | 9 | 9 | | | |
| | - | 8 | Lopez Capellan Henry Antonio | OH | 0 | 2 | 7 | 9 | | | |
| | - | 10 | Toribio Martinez Gerson Ezequiel | OP | 0 | 0 | 0 | 0 | | | |
| | - | 11 | De Jesus Hernandez Juan José | S | 0 | 0 | 23 | 23 | | | |
| | - | 12 | Matos Logrono Mason William | S | 0 | 0 | 1 | 1 | | | |
| | - | 14 | Ramirez Dacay Luke Harrison | S | 0 | 0 | 0 | 0 | | | |
| | Total Team | | | | | | 4 | 7 | 93 | 104 | 1.00 |
| | Team | Total Team | | | | | 41 | 26 | | 67 | |

|  Dig | Rk | No | Name | Pos. | Digs | Faults | Receptions | Total Attempts | Avg. by set |
|---|----|----------------------------------|----------------------------------|------|------|--------|------------|----------------|-------------|
| | 1 | 5 | Mieses Feliz Enger Miguel | L | 25 | 4 | 0 | 29 | 6.25 |
| | 2 | 19 | Cruz Cepin Hector Alexis | OH | 10 | 2 | 2 | 14 | 2.50 |
| | 3 | 1 | Tapia Santana Henry Omar | OP | 6 | 0 | 2 | 8 | 1.50 |
| | 4 | 11 | De Jesus Hernandez Juan José | S | 5 | 1 | 1 | 7 | 1.25 |
| | 5 | 15 | Rosario Adames Luther Hadasher | MB | 4 | 0 | 0 | 4 | 1.00 |
| | 6 | 8 | Lopez Capellan Henry Antonio | OH | 3 | 3 | 0 | 6 | 0.75 |
| | 7 | 4 | Hernandez Wilfrido | OH | 2 | 1 | 0 | 3 | 0.50 |
| | - | 7 | Burgos-Guntin Rafael Antonio | MB | 2 | 0 | 0 | 2 | 0.50 |
| | - | 6 | Blondet Ramirez Manuel Alejandro | MB | 0 | 0 | 0 | 0 | |
| - | 10 | Toribio Martinez Gerson Ezequiel | OP | 0 | 0 | 0 | 0 | | |
| - | 12 | Matos Logrono Mason William | S | 0 | 0 | 0 | 0 | | |
| - | 14 | Ramirez Dacay Luke Harrison | S | 0 | 0 | 0 | 0 | | |
| Total Team | | | | | 57 | 11 | 5 | 73 | 14.25 |

|  Set | Rk | No | Name | Pos. | Running Sets | Faults | Still Sets | Total Attempts | Avg. by set |
|---|----|--------------------------------|----------------------------------|------|--------------|--------|------------|----------------|-------------|
| | 1 | 11 | De Jesus Hernandez Juan José | S | 5 | 0 | 97 | 102 | 1.25 |
| | - | 1 | Tapia Santana Henry Omar | OP | 0 | 0 | 4 | 4 | |
| | - | 4 | Hernandez Wilfrido | OH | 0 | 0 | 0 | 0 | |
| | - | 5 | Mieses Feliz Enger Miguel | L | 0 | 0 | 7 | 7 | |
| | - | 6 | Blondet Ramirez Manuel Alejandro | MB | 0 | 0 | 0 | 0 | |
| | - | 7 | Burgos-Guntin Rafael Antonio | MB | 0 | 0 | 0 | 0 | |
| | - | 8 | Lopez Capellan Henry Antonio | OH | 0 | 0 | 4 | 4 | |
| | - | 10 | Toribio Martinez Gerson Ezequiel | OP | 0 | 0 | 0 | 0 | |
| | - | 12 | Matos Logrono Mason William | S | 0 | 0 | 0 | 0 | |
| - | 14 | Ramirez Dacay Luke Harrison | S | 0 | 0 | 0 | 0 | | |
| - | 15 | Rosario Adames Luther Hadasher | MB | 0 | 0 | 0 | 0 | | |
| - | 19 | Cruz Cepin Hector Alexis | OH | 0 | 0 | 3 | 3 | | |
| Total Team | | | | | 5 | 0 | 115 | 120 | 1.25 |

|  Reception Limit: 20.00% | Rk | No | Name | Pos. | Excellents | Faults | Serve Receptions | Total Attempts | Eff. % |
|--|----|--------------------------------|----------------------------------|------|------------|--------|------------------|----------------|--------|
| | 1 | 19 | Cruz Cepin Hector Alexis | OH | 19 | 1 | 4 | 24 | 75.00 |
| | 2 | 8 | Lopez Capellan Henry Antonio | OH | 7 | 0 | 10 | 17 | 41.18 |
| | 3 | 5 | Mieses Feliz Enger Miguel | L | 10 | 1 | 11 | 22 | 40.91 |
| | - | 1 | Tapia Santana Henry Omar | OP | 0 | 0 | 0 | 0 | |
| | - | 4 | Hernandez Wilfrido | OH | 2 | 0 | 0 | 2 | |
| | - | 6 | Blondet Ramirez Manuel Alejandro | MB | 0 | 0 | 0 | 0 | |
| | - | 7 | Burgos-Guntin Rafael Antonio | MB | 0 | 0 | 0 | 0 | |
| | - | 10 | Toribio Martinez Gerson Ezequiel | OP | 0 | 0 | 0 | 0 | |
| | - | 11 | De Jesus Hernandez Juan José | S | 0 | 0 | 0 | 0 | |
| - | 12 | Matos Logrono Mason William | S | 0 | 0 | 0 | 0 | | |
| - | 14 | Ramirez Dacay Luke Harrison | S | 0 | 0 | 0 | 0 | | |
| - | 15 | Rosario Adames Luther Hadasher | MB | 0 | 0 | 0 | 0 | | |
| Total Team | | | | | 38 | 2 | 25 | 65 | 55.38 |