



Argentina



Brazil



Canada



Dominican Rep



Mexico



Puerto Rico



USA



Venezuela



NORCECA
Volleyball Confederation

Daily Bulletin #2

Boletín Diario

Wednesday, Aug. 12, 2015 * Miércoles, 12 de Agosto 2015





Calendario y Formato de Competencia / Competition Format and Match Schedule

GROUP-A											
No.	Date	Time	Teams			Set	Result per set (points)				
							1	2	3	4	5
2	12-ago	15:00	BRAZIL	vs	DOMINICAN REPUBLIC	3-0	25-19	25-21	25-22		
3	12-ago	17:00	CANADA	vs	PUERTO RICO	3-0	25-20	25-21	25-19		
5	13-ago	13:00	CANADA	vs	DOMINICAN REPUBLIC						
7	13-ago	17:00	PUERTO RICO	vs	BRAZIL						
9	14-ago	13:00	DOMINICAN REPUBLIC	vs	PUERTO RICO						
11	14-ago	17:00	BRAZIL	vs	CANADA						

GROUP-B											
No.	Date	Time	Teams			Set	Result per set (points)				
							1	2	3	4	5
1	12-ago	13:00	ARGENTINA	vs	MEXICO	3-1	25-22	25-18	20-25	25-15	
4	12-ago	19:00	UNITED STATES	vs	VENEZUELA	1-3	25-20	21-25	23-25	18-25	
6	13-ago	15:00	VENEZUELA	vs	ARGENTINA						
8	13-ago	19:00	UNITED STATES	vs	MEXICO						
10	14-ago	15:00	MEXICO	vs	VENEZUELA						
12	14-ago	19:00	UNITED STATES	vs	ARGENTINA						

QUARTERFINALS											
No.	Date	Time	Teams			Set	Result per set (points)				
							1	2	3	4	5
13	15-ago	17:00	2nd A	vs	3rd B	0-0					
14	15-ago	19:00	2nd B	vs	3rd A						

CLASSIFICATIONS 5/8											
No.	Date	Time	Teams			Set	Result per set (points)				
							1	2	3	4	5
15	16-ago	13:00	4th B	vs	Loser of M14* (or M13)	0-0					
16	16-ago	15:00	4th A	vs	Loser of M13* (or M14)						

SEMIFINALS											
No.	Date	Time	Teams			Set	Result per set (points)				
							1	2	3	4	5
17	16-ago	17:00	1st B	vs	Winner of M14* (or M13)	0-0					
18	16-ago	19:00	1st A	vs	Winner of M13* (or M14)						

FINAL CLASSIFICATION 7/8											
No.	Date	Time	Teams			Set	Result per set (points)				
							1	2	3	4	5
19	17-ago	13:00	Loser of M15	vs	Loser of M16	0-0					

FINAL CLASSIFICATION 5/6											
No.	Date	Time	Teams			Set	Result per set (points)				
							1	2	3	4	5
20	17-ago	15:00	Winner of M15	vs	Winner of M16	0-0					

FINALS											
No.	Date	Time	Teams			Set	Result per set (points)				
							1	2	3	4	5
21	17-ago	17:00	Loser of M17	vs	Loser of M18	0-0					
22	17-ago	19:00	Winner of M17	vs	Winner of M18						

*NOTE1: For the Classification, Quarterfinal and Semifinal Rounds, according to the FIVB General Competition Regulations, it must be avoided that teams from the same group play each other.

*NOTE2: According to the established competition format and the FIVB General Regulations, for the Classification, Quarterfinal and Semifinal Rounds, if three teams from the same group qualify, the match between highest ranked team and lowest ranked team of their Preliminary Round will be repeated.

*NOTE3: Loser of M14 = Loser of Match #14, etc.



VOLLEYBALL • Team composition

2015 Men's Panamerican Cup, Reno, Nevada, USA



VEN • Venezuela

PLAYERS

Shirt no	Last name	First name	Shirt name	Birthdate	Weight [kg]	Height [cm]	Highest reach		Club	National selections			
							Spike [cm]	Block [cm]		WC	OG	Oth	Tot.
1	Viloria	Paul (MB)	Paul	6/30/1995	92	201	343	338	Distrito Capital	-	-	-	-
2	Barreto	Jhonlen (OH)	Jhonlen	5/14/1987	80	185	335	330	Huracane	-	-	-	-
3	Gonzalez	Fernando (OH)	Fernando	6/30/1989	84	194	333	328	Chubut Voley	-	-	10	10
4	L Mata	Hector (L)	Mata	1/27/1991	77	179	310	304	Anzoategui	-	-	12	12
5	Rodriguez	Emerson (OP)	Rodriguez	2/2/1993	90	202	338	333	Distrito Capital	-	-	6	6
7	Valencia Gonzalez	Edson A. (MB)	Valencia	12/2/1987	80	200	330	325	Huracane	-	-	1	1
9	Carrasco	Jose (S)	Chema	5/20/1989	89	195	345	347	Yaracuy	-	-	15	15
10	C Pinerua Urbina	Kervin M. (OP)	Kervin	2/22/1991	85	191	377	345	Miranda	-	-	-	-
12	Petit Melean	Angel V. (S)	Chourio	2/18/1983	72	190	338	332	Zulia	-	-	8	8
14	Montoya Martine	Maximo A. (OH)	Maximo	6/26/1989	86	198	347	343	Apure	1	-	14	15
18	Quijada	Jonathan (MB)	Jonathan	9/25/1995	82	203	346	341	Aragua	-	-	-	-
19	Rivas	Willner (OH)	Willner	4/2/1995	81	194	339	336	Distrito Capital	-	-	-	-
20	L Garcia Marquina	Oscar E. (L)	Oscar	9/16/1996	76	168	320	315	Barinas	-	-	-	-
23	Maquez	Ivan (MB)	Ivan	10/4/1981	90	205	372	367	Pallavolo Pineto	3	1	32	36

OFFICIALS

Team manager:	Benny Sosa (VEN)
Head coach:	Vicenzo Nacci (ITA)
Assistant coaches:	Antonello Adriani (ITA) Iosvani Chambers (CUB)
Doctor:	Armando Camara (CUB)
Therapist/Trainer:	Benny Sosa (VEN)

COLORS

Main:	White
2nd:	Cardinal
3rd:	Blue

STATISTICS

Data	Minimum	Average	Maximum
Age	18.9	25.1	33.9
Height	168	193	205
Spike	310	341	377
2-hand block	304	335	367
National selections		7	36



Día / Day	Hora / Time	Competition Venue - Reno Events Center	Training Court 1 - <i>Northern Nevada Juniors Volleyball Club Facilities</i>	Training Court 2 - <i>Northern Nevada Juniors Volleyball Club Facilities</i>
13-ago-15	8:00		VEN (15:00)	ARG (15:00)
	9:30		PUR (17:00)	BRA (17:00)
	11:00		USA (19:00)	MEX (19:00)
	13:00	CAN vs DOM		
	15:00	VEN vs ARG		
	17:00	PUR vs BRA		
	19:00	USA vs MEX		
	20:00		CAN (13:00)	DOM (13:00)
14-ago-15	8:00		MEX (15:00)	VEN (15:00)
	9:30		BRA (17:00)	CAN (17:00)
	11:00		USA (19:00)	ARG (19:00)
	13:00	DOM vs PUR		
	15:00	MEX vs VEN		
	17:00	BRA vs CAN		
	19:00	USA vs ARG		
	20:00		DOM (13:00)	PUR (13:00)
15-ago-15	8:00		2nd A (17:00)	3rd B (17:00)
	9:30	1st A	2nd B (19:00)	3rd A (19:00)
	11:00	1st B	4th A	4th B
	17:00	2nd A vs 3rd B		
	19:00	2nd B vs 3rd A		
16-ago-15	8:00		4th A (15:00)	Loser of M13* (or M14) (15:00)
	9:30		1st B (17:00)	Winner of M14* (or M13) (17:00)
	11:00		1st A (19:00)	Winner of M13* (or M14) (19:00)
	13:00	4th B vs Loser of M14* (or M13)		
	15:00	4th A vs Loser of M13* (or M14)		
	17:00	1st B vs Winner of M14* (or M13)		
	19:00	1st A vs Winner of M13* (or M14)	4th B (13:00)	Loser of M14* (or M13) (13:00)
17-ago-15	8:00		Winner of M15 (15:00)	Winner of M16 (15:00)
	9:30		Loser of M17 (17:00)	Loser of M18 (17:00)
	11:00		Winner of M17(19:00)	Winner of M18 (19:00)
	13:00	Loser of M15 vs Loser of M16		
	15:00	Winner of M15 vs Winner of M16		
	17:00	Loser of M17 vs Loser of M18		
	19:00	Winner of M17 vs Winner of M18		



P-4 VOLLEYBALL • Collated results & ranking



2015 Men's Panamerican Cup, Reno, Nevada, USA
Results of Wednesday, August 12, 2015

MATCH RESULTS

Preliminary Round Group A

No	Date	Teams	Set	Result per set (points)					Total Points	Time	Spectators
				1	2	3	4	5			
2	8/12/2015	BRA - DOM	3-0	25-19	25-21	25-22			75- 62	1:24	150
3	8/12/2015	CAN - PUR	3-0	25-20	25-21	25-19			75- 60	1:24	200
5	8/13/2015	CAN - DOM									
7	8/13/2015	PUR - BRA									
9	8/14/2015	DOM - PUR									
11	8/14/2015	BRA - CAN									

Preliminary Round Group B

No	Date	Teams	Set	Result per set (points)					Total Points	Time	Spectators
				1	2	3	4	5			
1	8/12/2015	ARG - MEX	3-1	25-22	25-18	20-25	25-15		95- 80	1:39	150
4	8/12/2015	USA - VEN	1-3	25-20	21-25	23-25	18-25		87- 95	1:49	250
6	8/13/2015	VEN - ARG									
8	8/13/2015	USA - MEX									
10	8/14/2015	MEX - VEN									
12	8/14/2015	USA - ARG									

TEAM RANKING

Preliminary Round Group A

Rk	Code	Team	Matches				Results Details						Sets			Points		
			Pts	T	W	L	3-0	3-1	3-2	2-3	1-3	0-3	W	L	Ratio	W	L	Ratio
1	CAN	Canada	5	1	1	0	1	0	0	0	0	0	3	0	MAX	75	60	1.250
2	BRA	Brazil	5	1	1	0	1	0	0	0	0	3	0	MAX	75	62	1.210	
3	DOM	Dominican Republic	0	1	0	1	0	0	0	0	1	0	3		62	75	0.827	
4	PUR	Puerto Rico	0	1	0	1	0	0	0	0	1	0	3		60	75	0.800	

Preliminary Round Group B

Rk	Code	Team	Matches				Results Details						Sets			Points		
			Pts	T	W	L	3-0	3-1	3-2	2-3	1-3	0-3	W	L	Ratio	W	L	Ratio
1	ARG	Argentina	4	1	1	0	0	1	0	0	0	3	1	3.000	95	80	1.188	
2	VEN	Venezuela	4	1	1	0	0	1	0	0	0	3	1	3.000	95	87	1.092	
3	USA	United States	1	1	0	1	0	0	0	0	1	0	3	0.333	87	95	0.916	
4	MEX	Mexico	1	1	0	1	0	0	0	0	1	0	3	0.333	80	95	0.842	





P-2 VOLLEYBALL • Match result



2015 Men's Panamerican Cup, Reno, Nevada, USA
Preliminary Round Group B

Match: 1 **Date:** 8/12/2015 **Spectators:** 150
City: Reno, Nevada
Hall: Reno Event Center
Match duration: Start: 13:06 End: 14:45 Total: 1:39

Teams	Sets	1	2	3	4	5	Total
ARG	3	25	25	20	25		95
MEX	1	22	18	25	15		80
Set duration		0:24	0:21	0:24	0:21		1:30

Referees: GENITRINI, Christian (USA) & BELTRE, Jose (DOM)

ARG • Argentina		1	2	3	4	5	Pts
2	Vaca Alvarez Gustavo (OP)	☐		☐	☐		
3	Chirivino Maximiliano (S)	☐		☐	☐		
5	Villarruel Juan (OH)	■	■	■	■		15
7	Zanotti Lisandro (OH)	■	■	■	■		14
8	Gonzalez Demian (S)	■	■	■	■		1
12	Martina Federico (OP)	■	■	■	■		16
13	Franetovich Federico (MB)			■	■		7
14	Luengas Ignacio (OH)				☐		
15	Imhoff Facundo (MB)	■	■	☐	■		7
16	Nielson Ramiro (OH)						
17 L	Lopez Franco (L)						
18	Scarpin Maximiliano (MB)						
20	Guzman Pablo (MB)	■	■	■	■		11
24 L	Santucci Facundo (L)	L	L	L	L		

MEX • Mexico		1	2	3	4	5	Pts
1	Ceballos Humberto (MB)	■	■	■	■		9
2	Vargas Daniel (OP)	■	■	■	■		12
3	Serrano Aragon Jesus E. (S)	☐	☐	☐	☐		
5 L	Rangel Jesus (L)	L	L	L	L		
7	Marquez Ivan (OP)						
8	Araujo Ricardo (OH)						
9	Ugalde Campo Enrique (OH)						
10	Rangel Pedro (S)	■	■	■	■		10
11	Barajas Jorge (OH)	■	■	■	■		16
12	Martinez Jose (MB)	■	■	■	■		5
25	Ruiz de La Cruz Gonzalo (OH)	■	■	■	■		8

Coach: Martin Ariel Lopez (ARG)
Assistant: Camilo Andres Soto (ARG)

Coach: Juan Roberto Vilches (CUB)
Assistant: Adrian Delgado (MEX)

TEAMS AND PLAYERS PERFORMANCES

Won Pts	Total Atts	No Name	Scoring Skills	Won Pts	Total Atts	No Name
58	106	Total Team		50	107	Total Team
14	25	12 Martina Federico (OP)	Spike	16	29	11 Barajas Jorge (OH)
13	26	5 Villarruel Juan (OH)		10	29	2 Vargas Daniel (OP)
12	36	Total Team	Block	8	30	Total Team
3	3	7 Zanotti Lisandro (OH)		2	7	1 Ceballos Humberto (MB)
2	8	20 Guzman Pablo (MB)		2	6	10 Rangel Pedro (S)
1	94	Total Team	Serve	2	81	Total Team
1	8	20 Guzman Pablo (MB)		2	19	10 Rangel Pedro (S)
24		Total Team	Opp. error	20		Total Team
95	236	Total Team	Total	80	218	Total Team

16	42	12 Martina Federico (OP)	Best Scorer	16	49	11 Barajas Jorge (OH)
----	----	--------------------------	--------------------	----	----	-----------------------

Excellent	Total Atts	No Name	Non scoring Skills	Excellent	Total Atts	No Name
39	52	Total Team		31	48	Total Team
11	13	8 Gonzalez Demian (S)	Dig	8	13	2 Vargas Daniel (OP)
10	15	24 Santucci Facundo (L)		5	6	11 Barajas Jorge (OH)
47	100	Total Team	Set	23	101	Total Team
44	80	8 Gonzalez Demian (S)		23	91	10 Rangel Pedro (S)
60	68	Total Team	Reception	72	84	Total Team
25	25	5 Villarruel Juan (OH)	Success - Faults	37	41	5 Rangel Jesus (L)
21	25	7 Zanotti Lisandro (OH)	# Attempts	18	21	11 Barajas Jorge (OH)

■ Starting line-up Pts = Points scored [nn] = Captain
☐ Substitute Atts = Attempts L = Libero
Opp = Opponent





P-2 VOLLEYBALL • Match result



2015 Men's Panamerican Cup, Reno, Nevada, USA
Preliminary Round Group A

Match: 2 **Date:** 8/12/2015 **Spectators:** 150
City: Reno, Nevada
Hall: Reno Event Center
Match duration: Start: 15:26 End: 16:50 Total: 1:24

Teams	Sets	1	2	3	4	5	Total
BRA	3	25	25	25			75
DOM	0	19	21	22			62
Set duration		0:26	0:25	0:25			1:16

Referees: CASADO, Nicolas (ARG) & NORONO, Bryan (VEN)

BRA • Brazil		1	2	3	4	5	Pts
1	Souza Alan (OP)	■					1
2	Silva Wagner (OP)	□	■	■			11
3	Kock Eder Levi (MB)	□					
4	L Carvalho Filho Rogerio B. (L)	L	L	L			
5	Santos Leandro (MB)	■	■	■			11
6	Barreto Silva Carlos Eduardo (OH)	■	■	■			12
7	Kreling Fernando (S)		□				
8	Batagim Henrique (OH)						
9	Ferreira Joao (OH)		□	□			3
10	Gualberto Flavio (MB)	■	■	■			10
11	Veloso Thiago (S)	■	■	■			1
12	Souza Douglas (OH)	■	■	■			12

Coach: Roberley Leonaldo (BRA)
Assistant: Mauricio Paes (BRA)

DOM • Dominican Republic		1	2	3	4	5	Pts
1	Rodriguez Antonio (MB)	■	■	■			3
2	Alcantara Cabulla Cesar Junior (S)	■	■	■			
4	Hernandez Wilfrido (OP)	■	■	■			13
5	L Mieses Feliz Enger Miguel (L)	L	L	L			
7	Frias Tavares Mario Emilio (MB)	■	■	■			4
8	Lopez Capellan Henry Ant. (OH)	■	■	■			12
9	Adames Figueroa Luis David (OH)	■	■	■			9
12	Arredondo Severino Francisco A. (S)						
13	Mercedes Cruz Jonathan (OP)	□	□	□			
15	Paulino Paulino Richi (MB)		□				
16	Diaz Cruz Cesar Alberto (OH)						

Coach: Jose Alvarez Cutino (CUB)
Assistant: Jose D. Manon (DOM)

TEAMS AND PLAYERS PERFORMANCES

Won Pts	Total Atts	No Name	Scoring Skills	Won Pts	Total Atts	No Name
50	78	Total Team		36	76	Total Team
11	16	12 Souza Douglas (OH)	Spike	13	21	4 Hernandez Wilfrido (OP)
10	16	2 Silva Wagner (OP)		9	17	8 Lopez Capellan Henry Ant.
9	30	Total Team	Block	2	22	Total Team
5	12	5 Santos Leandro (MB)		1	4	8 Lopez Capellan Henry Ant.
1	1	1 Souza Alan (OP)		1	4	7 Frias Tavares Mario Emilio
2	73	Total Team	Serve	3	63	Total Team
1	11	6 Barreto Silva Carlos		2	9	8 Lopez Capellan Henry Ant.
1	10	12 Souza Douglas (OH)		1	16	9 Adames Figueroa Luis
14		Total Team	Opp. error	21		Total Team
75	181	Total Team	Total	62	161	Total Team

12	33	6 Barreto Silva Carlos	Best Scorer	13	33	4 Hernandez Wilfrido (OP)
----	----	------------------------	--------------------	----	----	---------------------------

Excellent	Total Atts	No Name	Non scoring Skills	Excellent	Total Atts	No Name
25	34	Total Team		23	32	Total Team
7	8	12 Souza Douglas (OH)	Dig	13	14	5 Mieses Feliz Enger Miguel
5	7	6 Barreto Silva Carlos		3	6	4 Hernandez Wilfrido (OP)
23	76	Total Team	Set	13	75	Total Team
22	64	11 Veloso Thiago (S)		13	70	2 Alcantara Cabulla Cesar
48	56	Total Team	Reception	52	58	Total Team
13	13	4 Carvalho Filho Rogerio B.	<u>Success - Faults</u>	18	18	8 Lopez Capellan Henry Ant.
11	14	6 Barreto Silva Carlos	<u># Attempts</u>	14	17	9 Adames Figueroa Luis

■ Starting line-up Pts = Points scored [nn] = Captain
□ Substitute Atts = Attempts L = Libero
Opp = Opponent





P-2 VOLLEYBALL • Match result



2015 Men's Panamerican Cup, Reno, Nevada, USA
Preliminary Round Group A

Match: 3 **Date:** 8/12/2015 **Spectators:** 200
City: Reno, Nevada
Hall: Reno Event Center
Match duration: **Start:** 17:27 **End:** 18:51 **Total:** 1:24

Teams	Sets	1	2	3	4	5	Total
CAN	3	25	25	25			75
PUR	0	20	21	19			60
Set duration		0:25	0:27	0:26			1:18

Referees: STANLEY, Bill (USA) & SOSA, Saul (MEX)

CAN • Canada		1	2	3	4	5	Pts
1	L Groenveld Daniel J. (L)						
2	Fraser Bryan (OH)						
5	Maar Stephen T. (OH)						
6	Walsh Brett (S)			□	□		
7	Mclean Braden (MB)						
8	De Man Colton (OP)	□	□	□			3
11	Jansen Vandoorn Daniel C. (MB)	■	■	■			10
14	Burt Max (MB)	■	■	■			7
16	Derocco Jason (OH)	■	■	■			12
17	Del Bianco Nick (OH)	■	■	■			9
19	L Bann Blair Cameron (L)	L	L	L			
21	Blankenau Jay (S)	■	■	■			
24	Van Berkel Lucas (MB)						
25	Schouten Casey Adam (OP)	■	■	■			18
Coach: Georges Laplante (CAN)							
Assistant: James Gravelle (CAN)							

PUR • Puerto Rico		1	2	3	4	5	Pts
2	Goas Edgardo (S)	■	■	■			2
8	Rivera Eddie (OH)	□	□	■			3
9	Colon Jessie (MB)				■		2
11	Torres Maurice (OP)	■	■	□			8
15	Nunez Josue (OH)	■	■	■			4
16	Rivera Jackson (OH)	■	■	■			13
19	Ortiz Jean Carlos (OP)	□		■			2
20	Sanchez Sequiel (OH)	■	■				3
21	Menendez David (MB)	■	■				
22	Rivera Josue (OH)			□	□		
24	L Berrios Gregory (L)	L	L	L			
25	Ruiz Juan (S)	□					
Coach: Abdell Otero (PUR)							
Assistant: Magdiel Rivera (PUR)							

TEAMS AND PLAYERS PERFORMANCES

Won Pts	Total Atts	No Name	Scoring Skills	Won Pts	Total Atts	No Name
38	88	Total Team		28	75	Total Team
12	25	25 Schouten Casey Adam (OP)	Spike	13	18	16 Rivera Jackson (OH)
8	28	16 Derocco Jason (OH)		6	16	11 Torres Maurice (OP)
12	31	Total Team	Block	7	27	Total Team
4	8	14 Burt Max (MB)		2	4	20 Sanchez Sequiel (OH)
3	4	16 Derocco Jason (OH)		2	6	11 Torres Maurice (OP)
9	73	Total Team	Serve	2	62	Total Team
4	11	25 Schouten Casey Adam (OP)		1	16	2 Goas Edgardo (S)
2	10	17 Del Bianco Nick (OH)		1	7	8 Rivera Eddie (OH)
16		Total Team	Opp. error	23		Total Team
75	192	Total Team	Total	60	164	Total Team

18	41	25 Schouten Casey Adam (OP)	Best Scorer	13	33	16 Rivera Jackson (OH)
----	----	-----------------------------	--------------------	----	----	------------------------

Excellent	Total Atts	No Name	Non scoring Skills	Excellent	Total Atts	No Name
42	50	Total Team		34	42	Total Team
12	16	19 Bann Blair Cameron (L)	Dig	9	11	16 Rivera Jackson (OH)
10	11	17 Del Bianco Nick (OH)		7	8	11 Torres Maurice (OP)
24	89	Total Team	Set	10	78	Total Team
21	71	21 Blankenau Jay (S)		10	63	2 Goas Edgardo (S)
47	51	Total Team	Reception	41	58	Total Team
20	21	16 Derocco Jason (OH)	<u>Success - Faults</u>	15	20	16 Rivera Jackson (OH)
16	18	19 Bann Blair Cameron (L)	<u># Attempts</u>	16	25	24 Berrios Gregory (L)

■ Starting line-up Pts = Points scored [nn] = Captain
□ Substitute Atts = Attempts L = Libero
Opp = Opponent





P-2 VOLLEYBALL • Match result



2015 Men's Panamerican Cup, Reno, Nevada, USA
Preliminary Round Goup B

Match: 4 **Date:** 8/12/2015 **Spectators:** 250
City: Reno Nevada
Hall: Reno Event Center
Match duration: **Start:** 19:29 **End:** 21:18 **Total:** 1:49

Teams	Sets	1	2	3	4	5	Total
USA	1	25	21	23	18		87
VEN	3	20	25	25	25		95
Set duration		0:23	0:28	0:26	0:23		1:40

Referees: MARRERO Miguel (PUR) & CARDOSA Ivan (BRA)

USA • United States		1	2	3	4	5	Pts
1	Kessel Cody (OH)	■	■	■			8
2	Jendryk II Jeffrey (MB)				■		1
3	Benesh Andrew (MB)	■	■	■	■		5
5	L Brinkley Michael (L)	L	L	L	L		
8	Langlois Jake (OH)				■		3
9	Mcllvaine Graham (S)	■	■	■	■		4
19	Nally Andrew (OH)	■	■	■	■		13
20	Walsh Robert (MB)	■	■	■			6
21	Patch Benjamin (OP)					□	2
22	Seif Jonah (S)					□	
23	Petty Gregory (OH)		□	□			
24	Russell Kyle (OP)	■	■	■	■		12
Coach: Nygaard, Jeffry (USA)							
Assistant: Mcmillan, Colin (USA)							

VEN • Venezuela		1	2	3	4	5	Pts
1	Viloria Paul (MB)						
2	Barreto Jhonlen (OH)		□	■			3
3	Gonzalez Fernando (OH)	■	■				5
4	L Mata Hector (L)	L	L	L	L		
5	Rodriguez Emerson (OP)		□	□			
7	Valencia Gonzalez Edson A. (MB)	□	□				2
9	Carrasco Jose (S)	■	■	■	■		2
10	Pinerua Urbina Kervin M. (OP)	■	■	■	■		15
12	Petit Melean Angel V. (S)		□	□			
14	Montoya Martine Maximo A. (OH)					■	3
18	Quijada Jonathan (MB)	■	■		■		8
19	Rivas Willner (OH)	■	■	■	■		11
20	L Garcia Marquina Oscar E. (L)	L	L	L	L		
23	Maquez Ivan (MB)	■	■	■	■		12
Coach: Vincenzo Nacci (ITA)							
Assistant: Antonello Adriani (ITA)							

TEAMS AND PLAYERS PERFORMANCES

Won Pts	Total Atts	No Name	Scoring Skills	Won Pts	Total Atts	No Name
38	100	Total Team		48	98	Total Team
10	26	24 Russell Kyle (OP)	Spike	13	31	10 Pinerua Urbina Kervin M.
9	18	19 Nally Andrew (OH)		10	20	19 Rivas Willner (OH)
10	29	Total Team	Block	6	30	Total Team
2	5	3 Benesh Andrew (MB)		4	11	18 Quijada Jonathan (MB)
2	5	9 Mcllvaine Graham (S)		1	4	3 Gonzalez Fernando (OH)
6	88	Total Team	Serve	7	94	Total Team
2	14	19 Nally Andrew (OH)		3	22	23 Maquez Ivan (MB)
1	5	8 Langlois Jake (OH)		2	15	10 Pinerua Urbina Kervin M.
33		Total Team	Opp. error	34		Total Team
87	217	Total Team	Total	95	222	Total Team

13	37	19 Nally Andrew (OH)	Best Scorer	15	47	10 Pinerua Urbina Kervin M.
----	----	----------------------	--------------------	----	----	-----------------------------

Excellent	Total Atts	No Name	Non scoring Skills	Excellent	Total Atts	No Name
38	49	Total Team		44	55	Total Team
13	15	5 Brinkley Michael (L)	Dig	11	14	9 Carrasco Jose (S)
8	11	1 Kessel Cody (OH)		9	12	19 Rivas Willner (OH)
17	99	Total Team	Set	34	100	Total Team
16	78	9 Mcllvaine Graham (S)		32	67	9 Carrasco Jose (S)
61	73	Total Team	Reception	52	68	Total Team
22	26	5 Brinkley Michael (L)	Success - Faults	25	29	4 Mata Hector (L)
22	29	19 Nally Andrew (OH)	# Attempts	14	21	19 Rivas Willner (OH)

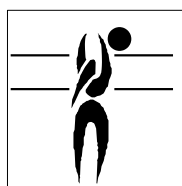

■ Starting line-up Pts = Points scored [nn] = Captain
□ Substitute Atts = Attempts L = Libero
Opp = Opponent





P-5 VOLLEYBALL • Players ranking by skills

2015 Men's Panamerican Cup, Reno, Nevada, USA



Best Scorers

Rk	No	Name	Team	Spike	Block	Serve	Total
1	25	Schouten Casey Adam (OP)	CAN	12	2	4	18
2	11	Barajas Jorge (OH)	MEX	16	0	0	16
2	12	Martina Federico (OP)	ARG	14	2	0	16
4	5	Villarruel Juan (OH)	ARG	13	2	0	15
4	10	Pinerua Urbina Kervin M. (OP)	VEN	13	0	2	15
6	7	Zanotti Lisandro (OH)	ARG	11	3	0	14
7	4	Hernandez Wilfrido (OP)	DOM	13	0	0	13
7	16	Rivera Jackson (OH)	PUR	13	0	0	13
7	19	Nally Andrew (OH)	USA	9	2	2	13
10	12	Souza Douglas (OH)	BRA	11	0	1	12
10	6	Barreto Silva Carlos Eduardo (OH)	BRA	10	1	1	12
10	8	Lopez Capellan Henry Ant. (OH)	DOM	9	1	2	12
10	16	Derocco Jason (OH)	CAN	8	3	1	12
10	2	Vargas Daniel (OP)	MEX	10	2	0	12
10	24	Russell Kyle (OP)	USA	10	2	0	12
10	23	Maquez Ivan (MB)	VEN	8	1	3	12
17	2	Silva Wagner (OP)	BRA	10	1	0	11
17	5	Santos Leandro (MB)	BRA	6	5	0	11
17	19	Rivas Willner (OH)	VEN	10	0	1	11
17	20	Guzman Pablo (MB)	ARG	8	2	1	11
21	10	Gualberto Flavio (MB)	BRA	9	1	0	10
21	11	Jansen Vandoorn Daniel C. (MB)	CAN	7	2	1	10
21	10	Rangel Pedro (S)	MEX	6	2	2	10
24	9	Adames Figueroa Luis David (OH)	DOM	8	0	1	9
24	17	Del Bianco Nick (OH)	CAN	6	1	2	9
24	1	Ceballos Humberto (MB)	MEX	7	2	0	9
27	11	Torres Maurice (OP)	PUR	6	2	0	8
27	25	Ruiz de La Cruz Gonzalo (OH)	MEX	8	0	0	8
27	1	Kessel Cody (OH)	USA	7	0	1	8
27	18	Quijada Jonathan (MB)	VEN	4	4	0	8
31	14	Burt Max (MB)	CAN	2	4	1	7
31	15	Imhoff Facundo (MB)	ARG	7	0	0	7
31	13	Franetovich Federico (MB)	ARG	5	2	0	7
34	20	Walsh Robert (MB)	USA	3	2	1	6
35	3	Gonzalez Fernando (OH)	VEN	4	1	0	5
35	12	Martinez Jose (MB)	MEX	3	2	0	5
35	3	Benesh Andrew (MB)	USA	3	2	0	5
38	15	Nunez Josue (OH)	PUR	4	0	0	4
38	7	Frias Tavares Mario Emilio (MB)	DOM	3	1	0	4
38	9	Mcllvaine Graham (S)	USA	1	2	1	4
41	9	Ferreira Joao (OH)	BRA	3	0	0	3
41	8	De Man Colton (OP)	CAN	3	0	0	3
41	1	Rodriguez Antonio (MB)	DOM	3	0	0	3
41	20	Sanchez Sequiel (OH)	PUR	1	2	0	3
41	8	Rivera Eddie (OH)	PUR	1	1	1	3
41	2	Barreto Jhonlen (OH)	VEN	3	0	0	3
41	8	Langlois Jake (OH)	USA	2	0	1	3
41	14	Montoya Martine Maximo A. (OH)	VEN	2	0	1	3
49	19	Ortiz Jean Carlos (OP)	PUR	2	0	0	2
49	9	Colon Jessie (MB)	PUR	1	1	0	2
Total tournament				346	66	32	444





Best Spikers

Limit: 15.00%

Rk	No	Name	Team	Spikes	Faults	Shots	Total Attempts	Succ. %
1	16	Rivera Jackson (OH)	PUR	13	-	5	18	72.22
2	12	Souza Douglas (OH)	BRA	11	-	5	16	68.75
3	2	Silva Wagner (OP)	BRA	10	2	4	16	62.50
4	4	Hernandez Wilfrido (OP)	DOM	13	2	6	21	61.90
5	7	Zanotti Lisandro (OH)	ARG	11	4	4	19	57.89
6	12	Martina Federico (OP)	ARG	14	4	7	25	56.00
7	11	Barajas Jorge (OH)	MEX	16	7	6	29	55.17
8	8	Lopez Capellan Henry Ant. (OH)	DOM	9	3	5	17	52.94
9	6	Barreto Silva Carlos Eduardo (OH)	BRA	10	4	5	19	52.63
10	19	Nally Andrew (OH)	USA	9	1	8	18	50.00
Total Tournament				346	128	254	728	47.53



Best Blockers


Rk	No	Name	Team	Kill Blocks	Faults	Rebounds	Total Attempts	Avg. by set
1	5	Santos Leandro (MB)	BRA	5	6	1	12	1.67
2	14	Burt Max (MB)	CAN	4	2	2	8	1.33
3	16	Derocco Jason (OH)	CAN	3	1	-	4	1.00
4	18	Quijada Jonathan (MB)	VEN	4	4	3	11	1.00
5	7	Zanotti Lisandro (OH)	ARG	3	-	-	3	0.75
6	20	Sanchez Sequiel (OH)	PUR	2	-	2	4	0.67
6	25	Schouten Casey Adam (OP)	CAN	2	-	3	5	0.67
8	11	Jansen Vandoorn Daniel C. (MB)	CAN	2	4	6	12	0.67
8	11	Torres Maurice (OP)	PUR	2	2	2	6	0.67
10	20	Guzman Pablo (MB)	ARG	2	2	4	8	0.50
Total Tournament				66	100	69	235	4.71



Best Servers

Rk	No	Name	Team	Aces	Faults	Serve Hits	Total Attempts	Avg. by set
1	25	Schouten Casey Adam (OP)	CAN	4	3	4	11	1.33
2	23	Maquez Ivan (MB)	VEN	3	4	15	22	0.75
3	8	Lopez Capellan Henry Ant. (OH)	DOM	2	2	5	9	0.67
4	17	Del Bianco Nick (OH)	CAN	2	3	5	10	0.67
5	19	Nally Andrew (OH)	USA	2	3	9	14	0.50
6	10	Rangel Pedro (S)	MEX	2	5	12	19	0.50
7	10	Pinerua Urbina Kervin M. (OP)	VEN	2	5	8	15	0.50
8	2	Goas Edgardo (S)	PUR	1	-	15	16	0.33
9	9	Adames Figueroa Luis David (OH)	DOM	1	1	14	16	0.33
10	11	Jansen Vandoorn Daniel C. (MB)	CAN	1	1	11	13	0.33
Total Tournament				32	111	485	628	2.29






Best Diggers

Rk	No	Name	Team	Digs	Faults	Receptions	Total Attempts	Avg. by set
1	5	Mieses Feliz Enger Miguel (L)	DOM	13	1	-	14	4.33
2	19	Bann Blair Cameron (L)	CAN	12	4	-	16	4.00
3	17	Del Bianco Nick (OH)	CAN	10	1	-	11	3.33
4	5	Brinkley Michael (L)	USA	13	1	1	15	3.25
5	16	Rivera Jackson (OH)	PUR	9	2	-	11	3.00
6	9	Carrasco Jose (S)	VEN	11	1	2	14	2.75
7	8	Gonzalez Demian (S)	ARG	11	2	-	13	2.75
8	24	Santucci Facundo (L)	ARG	10	3	2	15	2.50
9	11	Torres Maurice (OP)	PUR	7	1	-	8	2.33
9	12	Souza Douglas (OH)	BRA	7	1	-	8	2.33
Total Tournament				276	68	18	362	19.71



Best Setters

Rk	No	Name	Team	Running Sets	Faults	Still Sets	Total Attempts	Avg. by set
1	8	Gonzalez Demian (S)	ARG	44	-	36	80	11.00
2	9	Carrasco Jose (S)	VEN	32	-	35	67	8.00
3	11	Veloso Thiago (S)	BRA	22	-	42	64	7.33
4	21	Blankenau Jay (S)	CAN	21	1	49	71	7.00
5	10	Rangel Pedro (S)	MEX	23	-	68	91	5.75
6	2	Alcantara Cabulla Cesar Junior (S)	DOM	13	-	57	70	4.33
7	9	Mcllvaine Graham (S)	USA	16	1	61	78	4.00
8	2	Goas Edgardo (S)	PUR	10	1	52	63	3.33
9	6	Walsh Brett (S)	CAN	3	-	3	6	1.00
10	3	Chirivino Maximiliano (S)	ARG	3	-	1	4	0.75
Total Tournament				191	7	520	718	13.64



Best Receivers

Limit: 20.00%


Rk	No	Name	Team	Excellents	Faults	Serve Receptions	Total Attempts	Eff. %
1	4	Carvalho Filho Rogerio B. (L)	BRA	13	-	-	13	100.00
1	5	Villarruel Juan (OH)	ARG	25	-	-	25	100.00
1	8	Lopez Capellan Henry Ant. (OH)	DOM	18	-	-	18	100.00
4	16	Derocco Jason (OH)	CAN	20	1	-	21	90.48
5	5	Rangel Jesus (L)	MEX	37	1	3	41	87.80
6	7	Zanotti Lisandro (OH)	ARG	21	-	4	25	84.00
7	19	Bann Blair Cameron (L)	CAN	16	1	1	18	83.33
8	11	Barajas Jorge (OH)	MEX	18	1	2	21	80.95
9	5	Brinkley Michael (L)	USA	22	1	3	26	80.77
10	4	Mata Hector (L)	VEN	25	2	2	29	79.31
Total Tournament				433	41	42	516	75.97





P-5 VOLLEYBALL • Players ranking by skills

2015 Men's Panamerican Cup, Reno, Nevada, USA



Best Liberos

Rk	No	Name	Team	Excellents	Faults	In play	Total attempts	Avg. by set
1	5	Rangel Jesus (L)	MEX	42	3	5	50	10.50
2	19	Bann Blair Cameron (L)	CAN	28	5	1	34	9.33
3	5	Brinkley Michael (L)	USA	35	2	4	41	8.75
4	24	Berrios Gregory (L)	PUR	23	8	4	35	7.67
5	5	Mieses Feliz Enger Miguel (L)	DOM	21	2	2	25	7.00
6	4	Mata Hector (L)	VEN	26	2	2	30	6.50
7	24	Santucci Facundo (L)	ARG	24	6	3	33	6.00
8	4	Carvalho Filho Rogerio B. (L)	BRA	17	2		19	5.67
9	20	Garcia Marquina Oscar E. (L)	VEN	6			6	1.50
10	1	Groenveld Daniel J. (L)	CAN					
11	17	Lopez Franco (L)	ARG					





P-6 VOLLEYBALL • Teams ranking by skills

2015 Men's Panamerican Cup, Reno, Nevada, USA



Best Spikers

Limit: 15.00%

Rk	Team	Spikes	Faults	Shots	Total Attempts	Succ. %
1	BRA Brazil	50	7	21	78	64.10
2	ARG Argentina	58	18	30	106	54.72
3	VEN Venezuela	48	20	30	98	48.98
4	DOM Dominican Republic	36	15	25	76	47.37
5	MEX Mexico	50	20	37	107	46.73
6	CAN Canada	38	14	36	88	43.18
7	USA United States	38	18	44	100	38.00
8	PUR Puerto Rico	28	16	31	75	37.33
Total Tournament		346	128	254	728	47.53



Best Blockers

Rk	Team	Kill Blocks	Faults	Rebounds	Total Attempts	Avg. by set
1	CAN Canada	12	8	11	31	4.00
2	ARG Argentina	12	15	9	36	3.00
2	BRA Brazil	9	13	8	30	3.00
4	USA United States	10	15	4	29	2.50
5	PUR Puerto Rico	7	8	12	27	2.33
6	MEX Mexico	8	13	9	30	2.00
7	VEN Venezuela	6	15	9	30	1.50
8	DOM Dominican Republic	2	13	7	22	0.67
Total Tournament		66	100	69	235	4.71



Best Servers


Rk	Team	Aces	Faults	Serve Hits	Total Attempts	Avg. by set
1	CAN Canada	9	14	50	73	3.00
2	VEN Venezuela	7	21	66	94	1.75
3	USA United States	6	20	62	88	1.50
4	DOM Dominican Republic	3	7	53	63	1.00
5	PUR Puerto Rico	2	11	49	62	0.67
5	BRA Brazil	2	15	56	73	0.67
7	MEX Mexico	2	13	66	81	0.50
8	ARG Argentina	1	10	83	94	0.25
Total Tournament		32	111	485	628	2.29





P-6 VOLLEYBALL • Teams ranking by skills

2015 Men's Panamerican Cup, Reno, Nevada, USA




Best Diggers

Rk	Team	Digs	Faults	Receptions	Total Attempts	Avg. by set
1	CAN Canada	42	7	1	50	14.00
2	PUR Puerto Rico	34	7	1	42	11.33
3	VEN Venezuela	44	7	4	55	11.00
4	ARG Argentina	39	10	3	52	9.75
5	USA United States	38	7	4	49	9.50
6	BRA Brazil	25	9	-	34	8.33
7	MEX Mexico	31	14	3	48	7.75
8	DOM Dominican Republic	23	7	2	32	7.67
Total Tournament		276	68	18	362	19.71



Best Setters

Rk	Team	Running Sets	Faults	Still Sets	Total Attempts	Avg. by set
1	ARG Argentina	47	-	53	100	11.75
2	VEN Venezuela	34	2	64	100	8.50
3	CAN Canada	24	2	63	89	8.00
4	BRA Brazil	23	-	53	76	7.67
5	MEX Mexico	23	-	78	101	5.75
6	DOM Dominican Republic	13	-	62	75	4.33
7	USA United States	17	2	80	99	4.25
8	PUR Puerto Rico	10	1	67	78	3.33
Total Tournament		191	7	520	718	13.64



Best Receivers

Limit: 20.00%

Rk	Team	Excellents	Faults	Serve Receptions	Total Attempts	Eff. %
1	CAN Canada	47	3	1	51	86.27
2	ARG Argentina	60	3	5	68	83.82
3	DOM Dominican Republic	52	4	2	58	82.76
4	MEX Mexico	72	4	8	84	80.95
5	BRA Brazil	48	3	5	56	80.36
6	USA United States	61	7	5	73	73.97
7	VEN Venezuela	52	7	9	68	66.18
8	PUR Puerto Rico	41	10	7	58	53.45
Total Tournament		433	41	42	516	75.97



RENO, USA (Aug. 12, 2015) – Argentina defeated Mexico 3-1 (25-22, 25-18, 20-25, 25-15) on Wednesday in the opening pool play match of the Pan American Cup at the Reno Events Center.

Tournament pool play will continue on Thursday when Argentina will face Venezuela and Mexico will play the United States.

Argentina led in spikes (58-50) and blocks (12-8). Mexico led in aces (2-1). Argentina scored on 24 Mexico errors while committing 20.

Opposite Martina Federico led Argentina with 16 points on 14 spikes and two blocks. Outside hitter Juan Villarruel added 15 points on 13 attacks and two blocks. Outside hitter Lisandro Zanotti scored 14 points on 11 spikes and a match-high three blocks.

Outside hitter Jorge Barajas led Mexico with 16 points on a match-high 16 spikes.

Due to an issue with uniforms, Mexico was missing some members of its team, which hurt its effort, said Mexico head coach Juan Vilches.

“We were missing half of our team but it doesn’t justify our performance,” Vilches said. “Argentina had a very high-level, technical game and missing part of the team affected the minds of our players.”

Argentina started slow, but played a strong second set, ending on a 7-2 run. Mexico led 19-14 in the third set and held off Argentina for the 25-20 set win. Argentina came back to lead 20-13 in the fourth and went on to the easy win.

Argentina captain Demian Gonzalez

“It was a good match for us,” “We really concentrated in the third set but I think we need to be more consistent if we want to win the cup.”

Argentina coach Sebastian Carotti

“There was a lot of anxiety in the beginning especially with the younger players,” “Set by set the guys became looser and we did much better in the second and fourth sets.”

Mexico coach Juan Vilches

“We were missing half of our team but it doesn’t justify our performance. Argentina had a very high-level, technical game and missing part of the team affected the minds of our players. We will play better tomorrow against the U.S.”

Mexico captain Daniel Vargas

“This has been a season of highs and lows with a lot of changes in the personnel,” “We are now starting to click together and I felt like we had some good parts of the match, it just wasn’t all together.”

Brazil Bests Dominican Republic

RENO, USA (Aug. 12, 2013) – Brazil played a strong opening match in defeating the Dominican Republic, 25-19, 25-21, 25-22 in their Pan American Cup pool play match on Wednesday at the Reno Events Center.

Both teams will continue pool play on Thursday when Brazil will face Puerto Rico and the Dominican Republic takes on Canada.

Brazil dominated at the net, leading in spikes (50-36) and blocks (9-2). The Dominican Republic led in aces (3-2) and took advantage of 21 Brazil errors while committing 14.

Brazil received balanced scoring from its roster. Outside hitters Douglas Souza and Eduardo Barreto each finished with 12 points. Souza had 11 spikes and Barreto finished with 10. Middle blocker Leandro Santos scored 11 points, including a match-high five blocks.

Dominican Republic opposite Wilfrido Hernandez led all scorers with 13 points on a match-high 13 spikes. Outside hitter Henry Lopez added 12.

Brazil led 19-18 in the first set when it used a 4-0 scoring run to lead for good. The second-set score was tied 13-13 when Brazil used a kill and an ace to take the lead for good. In the third set, Brazil led by as many as four at 14-10 but the Dominican Republic hung tough and pulled to within one point at 22-21. Brazil scored twice to reach match point and let Dominican Republic score once more before taking the victory.

Dominican Republic coach Jose Alvarez Cutino

“We didn’t play as we expected. We weren’t able to show our level. I expect a better showing tomorrow.”

Dominican Republic captain Cruz Mercedes

“We got tired and we’re getting adjusted to the court, environment and time change,” “It’s a new group but I’m happy with what I saw.”

Brazil coach Roberly Leonardo

“I think we had a good match in general. We made a lot of mistakes with our serve, but in attacking and counter attacking we had a good performance. For our first match with this team it was a good result.”

Brazil captain Thiago

“We played very well but we played a lot of mistakes and we need to fix it tomorrow,” “The Dominican Republic digged very well but we now need to focus on tomorrow.”

Canada Pushes Past Puerto Rico

RENO, USA (Aug. 12, 2015) – Canada put together a strong match and swept Puerto Rico, 3-0 (25-20, 25-21, 25-19) in their Pan American Cup pool play match on Wednesday at the Reno Events Center.

Both teams will continue pool play on Thursday, when Canada will face Dominican Republic and Puerto Rico will take on Brazil.

Canada's serving was especially tough as it led in aces, 9-2, led by opposite Adam Schouten who had four. Canada led in blocking (12-7) and in spikes (38-28). Puerto Rico scored on 23 Canada errors while committing 16.

Schouten led all scorers with 18 points on 12 spikes, two blocks and four aces. Outside hitter Jason Derocco added 12 points on eight spikes, three blocks and one ace.

Outside hitter Jackson Rivera led Puerto Rico with 13 points on a match-high 13 spikes.

Canada led for the majority of the first and second sets. The third set was closer before Canada pulled away at the end.

Puerto Rico captain Edgardo Goas

"We started slow. Their serve was pretty tough for us. We had a hard time controlling their serve. I think that was a big key in the match. We haven't practiced very much as a team. We definitely want to improve as a team and try to get better tomorrow and the next day."

Puerto Rico coach Abdell Otero

"At the beginning we started too flat. They brought their A game in the service and it caused us a lot of problems. We need to keep and catch our rhythm between matches, try to erase this one and get ready for tomorrow."

Canada captain Brett Walsh

"We started slow, their serve was tough for us and that was a big key in the match, "This team hasn't practiced much together so we need to improve as a team, try to get better tomorrow and the next day and hope for the best.

"We're happy to get the win in our first match here. There's a lot of things we can work on. We came out a little tentative and we weren't as aggressive as we intended to be, but we got the result we wanted so we're happy."

Canada coach Georges Laplante

"I think we're just putting things in place from what we've been working on during the summer," "we're going to play some different players tomorrow. We have a good group here, everyone can play on this team so we hope everyone can get time on the court."

Venezuela Tops Team USA

RENO, Nev. (Aug. 12, 2015) – Venezuela has its eyes on Olympic qualification and it showed on Wednesday as it defeated the United States, 3-1 (20-25, 25-21, 25-23, 25-18) in a Pan American Cup pool play match at the Reno Events Center.

Pool play will continue on Thursday when the United States will face Mexico and Venezuela will take on Argentina.

Although Venezuela arrived in Reno late the night before the match, it showed little signs of fatigue except perhaps for a slow start. Unlike most teams at the Pan Am Cup, Venezuela brought its top players and it showed.

Venezuela led in spikes (48-38) and aces (7-6). Its hitting efficiency was .286 while the U.S. hit .200.

The U.S. led in blocks (10-6).

Venezuela opposite Kervin Pinerua led all scorers with 15 points on a match-high 13 spikes and two aces. Middle blocker Ivan Maquez added 12 points on eight spikes, one block and a match-high three aces. Middle blocker Jonathan Quijada had a match-high four blocks for Venezuela.

The United States was led by outside hitter AJ Nally, who finished with 13 points on nine spikes, two blocks and two aces.

U.S. captain AJ Nally

“The problem tonight was inconsistency. You could tell we played really well some points and then died off and got quiet as soon as they made a play. We’re going to come back hard tomorrow. We just need to get a good mentality going; just a little more fight.”

U.S. coach Jeff Nygaard

“I felt we were timid. We have a lot of guys that aren’t seasoned at this level yet. We’re in this environment and the maturation process has to be quick. Any moment of hesitation is costly because we’re playing against some good competition who are more seasoned and have played at a higher level internationally.”

Venezuela coach Nacci Vincenzo

“We’re trying to find a rhythm since it’s been a while since we’ve played. Our main goal is Olympic classification and we need to play against tough teams to get better. It’s very important to start playing matches now since we’ve been training a lot and I want us to play a lot. The big dream is the Olympics.”

Venezuela captain Kervin Pinerua

“We’re happy with the win. We noticed that after the first set we got a second wind and picked it up. Now we’re just focused on tomorrow.”