



Argentina



Brazil



Canada



Dominican Rep



Mexico



Puerto Rico



USA



Venezuela



**NORCECA**  
Volleyball Confederation

# Daily Bulletin #3

## Boletín Diaro

Thursday, Aug. 13, 2015 \* Jueves 13 de Agosto 2015





Calendario y Formato de Competencia / Competition Format and Match Schedule

GROUP-A											
No.	Date	Time	Teams			Set	Result per set (points)				
							1	2	3	4	5
2	12-ago	15:00	BRAZIL	vs	DOMINICAN REPUBLIC	3-0	25-19	25-21	25-22		
3	12-ago	17:00	CANADA	vs	PUERTO RICO	3-0	25-20	25-21	25-19		
5	13-ago	13:00	CANADA	vs	DOMINICAN REPUBLIC	3-2	25-18	25-21	27-29	17-29	15-13
7	13-ago	17:00	PUERTO RICO	vs	BRAZIL	3-0	22-25	22-25	14-25		
9	14-ago	13:00	DOMINICAN REPUBLIC	vs	PUERTO RICO						
11	14-ago	17:00	BRAZIL	vs	CANADA						

GROUP-B											
No.	Date	Time	Teams			Set	Result per set (points)				
							1	2	3	4	5
1	12-ago	13:00	ARGENTINA	vs	MEXICO	3-1	25-22	25-18	20-25	25-15	
4	12-ago	19:00	UNITED STATES	vs	VENEZUELA	1-3	25-20	21-25	23-25	18-25	
6	13-ago	15:00	VENEZUELA	vs	ARGENTINA	0-3	23-25	21-25	21-25		
8	13-ago	19:00	UNITED STATES	vs	MEXICO	3-0	30-28	25-22	27-25		
10	14-ago	15:00	MEXICO	vs	VENEZUELA						
12	14-ago	19:00	UNITED STATES	vs	ARGENTINA						

QUARTERFINALS											
No.	Date	Time	Teams			Set	Result per set (points)				
							1	2	3	4	5
13	15-ago	17:00	2nd A	vs	3rd B	0-0					
14	15-ago	19:00	2nd B	vs	3rd A						

CLASSIFICATIONS 5/8											
No.	Date	Time	Teams			Set	Result per set (points)				
							1	2	3	4	5
15	16-ago	13:00	4th B	vs	Loser of M14* (or M13)	0-0					
16	16-ago	15:00	4th A	vs	Loser of M13* (or M14)						

SEMIFINALS											
No.	Date	Time	Teams			Set	Result per set (points)				
							1	2	3	4	5
17	16-ago	17:00	1st B	vs	Winner of M14* (or M13)	0-0					
18	16-ago	19:00	1st A	vs	Winner of M13* (or M14)						

FINAL CLASSIFICATION 7/8											
No.	Date	Time	Teams			Set	Result per set (points)				
							1	2	3	4	5
19	17-ago	13:00	Loser of M15	vs	Loser of M16	0-0					

FINAL CLASSIFICATION 5/6											
No.	Date	Time	Teams			Set	Result per set (points)				
							1	2	3	4	5
20	17-ago	15:00	Winner of M15	vs	Winner of M16	0-0					

FINALS											
No.	Date	Time	Teams			Set	Result per set (points)				
							1	2	3	4	5
21	17-ago	17:00	Loser of M17	vs	Loser of M18	0-0					
22	17-ago	19:00	Winner of M17	vs	Winner of M18						

\*NOTE1: For the Classification, Quarterfinal and Semifinal Rounds, according to the FIVB General Competition Regulations, it must be avoided that teams from the same group play each other.

\*NOTE2: According to the established competition format and the FIVB General Regulations, for the Classification, Quarterfinal and Semifinal Rounds, if three teams from the same group qualify, the match between highest ranked team and lowest ranked team of their Preliminary Round will be repeated.

\*NOTE3: Loser of M14 = Loser of Match #14, etc.



Día / Day	Hora / Time	Competition Venue - Reno Events Center	Training Court 1 - Northern Nevada Juniors Volleyball Club Facilities	Training Court 2 - Northern Nevada Juniors Volleyball Club Facilities
14-ago-15	8:00		MEX (15:00)	VEN (15:00)
	9:30		BRA (17:00)	CAN (17:00)
	11:00		USA (19:00)	ARG (19:00)
	13:00	DOM vs PUR		
	15:00	MEX vs VEN		
	17:00	BRA vs CAN		
	19:00	USA vs ARG		
	20:00		DOM (13:00)	PUR (13:00)
15-ago-15	8:00		2nd A (17:00)	3rd B (17:00)
	9:30	1st A	2nd B (19:00)	3rd A (19:00)
	11:00	1st B	4th A	4th B
	17:00	2nd A vs 3rd B		
	19:00	2nd B vs 3rd A		
16-ago-15	8:00		4th A (15:00)	Loser of M13* (or M14) (15:00)
	9:30		1st B (17:00)	Winner of M14* (or M13) (17:00)
	11:00		1st A (19:00)	Winner of M13* (or M14) (19:00)
	13:00	4th B vs Loser of M14* (or M13)		
	15:00	4th A vs Loser of M13* (or M14)		
	17:00	1st B vs Winner of M14* (or M13)		
	19:00	1st A vs Winner of M13* (or M14)		
			4th B (13:00)	Loser of M14* (or M13) (13:00)
17-ago-15	8:00		Winner of M15 (15:00)	Winner of M16 (15:00)
	9:30		Loser of M17 (17:00)	Loser of M18 (17:00)
	11:00		Winner of M17(19:00)	Winner of M18 (19:00)
	13:00	Loser of M15 vs Loser of M16		
	15:00	Winner of M15 vs Winner of M16		
	17:00	Loser of M17 vs Loser of M18		
	19:00	Winner of M17 vs Winner of M18		



# P-4 VOLLEYBALL • Collated results & ranking



2015 Men's Panamerican Cup, Reno, Nevada, USA  
Results of Thursday, August 13, 2015

## MATCH RESULTS

### Preliminary Round Group A

No	Date	Teams	Set	Result per set (points)					Total Points	Time	Spectators
				1	2	3	4	5			
2	8/12/2015	BRA - DOM	3-0	25-19	25-21	25-22			75- 62	1:24	150
3	8/12/2015	CAN - PUR	3-0	25-20	25-21	25-19			75- 60	1:24	200
5	8/13/2015	CAN - DOM	3-2	25-18	25-21	27-29	17-25	15-13	109-106	2:19	150
7	8/13/2015	PUR - BRA	0-3	22-25	22-25	14-25			58- 75	1:22	250
9	8/14/2015	DOM - PUR									
11	8/14/2015	BRA - CAN									

### Preliminary Round Group B

No	Date	Teams	Set	Result per set (points)					Total Points	Time	Spectators
				1	2	3	4	5			
1	8/12/2015	ARG - MEX	3-1	25-22	25-18	20-25	25-15		95- 80	1:39	150
4	8/12/2015	USA - VEN	1-3	25-20	21-25	23-25	18-25		87- 95	1:49	250
6	8/13/2015	VEN - ARG	0-3	23-25	21-25	21-25			65- 75	1:23	250
8	8/13/2015	USA - MEX	3-0	30-28	25-22	27-25			82- 75	1:34	375
10	8/14/2015	MEX - VEN									
12	8/14/2015	USA - ARG									

## TEAM RANKING

### Preliminary Round Group A

Rk	Code	Team	Matches				Results Details						Sets			Points		
			Pts	T	W	L	3-0	3-1	3-2	2-3	1-3	0-3	W	L	Ratio	W	L	Ratio
1	BRA	Brazil	10	2	2	0	2	0	0	0	0	0	6	0	MAX	150	120	1.250
2	CAN	Canada	8	2	2	0	1	0	1	0	0	6	2	3.000	184	166	1.108	
3	DOM	Dominican Republic	2	2	0	2	0	0	0	1	0	2	6	0.333	168	184	0.913	
4	PUR	Puerto Rico	0	2	0	2	0	0	0	0	2	0	6		118	150	0.787	

### Preliminary Round Group B

Rk	Code	Team	Matches				Results Details						Sets			Points		
			Pts	T	W	L	3-0	3-1	3-2	2-3	1-3	0-3	W	L	Ratio	W	L	Ratio
1	ARG	Argentina	9	2	2	0	1	1	0	0	0	6	1	6.000	170	145	1.172	
2	USA	United States	6	2	1	1	1	0	0	0	1	4	3	1.333	169	170	0.994	
3	VEN	Venezuela	4	2	1	1	0	1	0	0	1	3	4	0.750	160	162	0.988	
4	MEX	Mexico	1	2	0	2	0	0	0	0	1	1	6	0.167	155	177	0.876	





# P-2 VOLLEYBALL • Match result



2015 Men's Panamerican Cup, Reno, Nevada, USA  
Preliminary Round Group A

**Match:** 5    **Date:** 8/13/2015    **Spectators:** 150  
**City:** Reno, Nevada  
**Hall:** Reno Event Center  
**Match duration:** **Start:** 13:00    **End:** 15:19    **Total:** 2:19

Teams	Sets	1	2	3	4	5	Total
<b>CAN</b>	<b>3</b>	25	25	27	17	15	109
<b>DOM</b>	<b>2</b>	18	21	29	25	13	106
<b>Set duration</b>		0:23	0:27	0:32	0:27	0:18	2:07

**Referees:** NORONO, Bryan (VEN) & CASADO, Nicolas (ARG)

CAN • Canada		1	2	3	4	5	Pts
1	L Groenveld Daniel J. (L)	L	L	L	L	L	
2	Fraser Bryan (OH)	■	■	■	■		9
5	Maar Stephen T. (OH)	■	■	■		■	14
6	Walsh Brett (S)	■	■	■	■	■	5
7	McClean Braden (MB)	■	■	■	■		12
8	De Man Colton (OP)	■	■	■	■		14
11	Jansen Vandoorn Daniel C. (MB)					■	2
14	Burt Max (MB)				□		
16	Derocco Jason (OH)				□	■	5
17	Del Bianco Nick (OH)		□	□	■		1
19	L Bann Blair Cameron (L)						
21	Blankenau Jay (S)					□	
24	Van Berkel Lucas (MB)	■	■	■	■	■	10
25	Schouten Casey Adam (OP)	□	□	□		■	4

**Coach:** Georges Laplante (CAN)  
**Assistant:** James Gravelle (CAN)

DOM • Dominican Republic		1	2	3	4	5	Pts
1	Rodriguez Antonio (MB)	■	□	□			1
2	Alcantara Cabulla Cesar Junior (S)	■	■		□	□	
4	Hernandez Wilfrido (OP)	■	■	■	■	■	14
5	L Mieses Feliz Enger Miguel (L)	L	L	L	L	L	
7	Frias Tavares Mario Emilio (MB)	■	■	■	■	■	8
8	Lopez Capellan Henry Ant. (OH)	■	■	■	■	■	19
9	Adames Figueroa Luis David (OH)	■	■	■	■	■	20
12	Arredondo Severino Francisco A. (S)		□	■	■	■	3
13	Mercedes Cruz Jonathan (OP)	□	■	■	■	■	7
15	Paulino Paulino Richi (MB)						
16	Diaz Cruz Cesar Alberto (OH)						

**Coach:** Jose Alvarez Cutino (CUB)  
**Assistant:** Jose D. Manon (DOM)

## TEAMS AND PLAYERS PERFORMANCES

Won Pts	Total Atts	No Name	Scoring Skills	Won Pts	Total Atts	No Name
<b>55</b>	<b>134</b>	<b>Total Team</b>		<b>57</b>	<b>139</b>	<b>Total Team</b>
12	23	5 Maar Stephen T. (OH)	<b>Spike</b>	18	37	9 Adames Figueroa Luis
11	37	8 De Man Colton (OP)		16	39	8 Lopez Capellan Henry Ant.
<b>16</b>	<b>46</b>	<b>Total Team</b>	<b>Block</b>	<b>11</b>	<b>49</b>	<b>Total Team</b>
6	14	7 McClean Braden (MB)		4	8	13 Mercedes Cruz Jonathan
3	10	6 Walsh Brett (S)		3	12	7 Frias Tavares Mario Emilio
<b>5</b>	<b>108</b>	<b>Total Team</b>	<b>Serve</b>	<b>4</b>	<b>107</b>	<b>Total Team</b>
2	12	8 De Man Colton (OP)		2	13	12 Arredondo Severino
2	7	25 Schouten Casey Adam (OP)		1	16	8 Lopez Capellan Henry Ant.
<b>33</b>		<b>Total Team</b>	<b>Opp. error</b>	<b>34</b>		<b>Total Team</b>
<b>109</b>	<b>288</b>	<b>Total Team</b>	<b>Total</b>	<b>106</b>	<b>295</b>	<b>Total Team</b>

14	39	5 Maar Stephen T. (OH)	<b>Best Scorer</b>	20	66	9 Adames Figueroa Luis
----	----	------------------------	--------------------	----	----	------------------------

Excellent	Total Atts	No Name	Non scoring Skills	Excellent	Total Atts	No Name
<b>45</b>	<b>64</b>	<b>Total Team</b>		<b>58</b>	<b>78</b>	<b>Total Team</b>
14	19	1 Groenveld Daniel J. (L)	<b>Dig</b>	10	12	13 Mercedes Cruz Jonathan
11	18	6 Walsh Brett (S)		10	15	5 Mieses Feliz Enger Miguel
<b>43</b>	<b>134</b>	<b>Total Team</b>	<b>Set</b>	<b>26</b>	<b>140</b>	<b>Total Team</b>
43	116	6 Walsh Brett (S)		17	72	12 Arredondo Severino
<b>79</b>	<b>96</b>	<b>Total Team</b>	<b>Reception</b>	<b>73</b>	<b>93</b>	<b>Total Team</b>
36	39	1 Groenveld Daniel J. (L)	<b>Success - Faults</b>	35	39	5 Mieses Feliz Enger Miguel
19	23	2 Fraser Bryan (OH)	<b># Attempts</b>	17	25	9 Adames Figueroa Luis

■ Starting line-up    Pts = Points scored    [nn] = Captain  
□ Substitute    Atts = Attempts    L = Libero  
Opp = Opponent







# P-2 VOLLEYBALL • Match result



2015 Men's Panamerican Cup, Reno, Nevada, USA  
Preliminary Round Group B

**Match:** 6    **Date:** 8/13/2015    **Spectators:** 250  
**City:** Reno, Nevada  
**Hall:** Reno Event Center  
**Match duration:** Start: 15:53 End: 17:16 Total: 1:23

Teams	Sets	1	2	3	4	5	Total
<b>VEN</b>	<b>0</b>	23	21	21			65
<b>ARG</b>	<b>3</b>	25	25	25			75
<b>Set duration</b>		0:25	0:26	0:26			1:17

**Referees:** BELTRE, Jose (DOM) & STANLEY, Bill (USA)

VEN • Venezuela		1	2	3	4	5	Pts
1	Viloria Paul (MB)						
2	Barreto Jhonlen (OH)			□			1
3	Gonzalez Fernando (OH)	■	■	■			6
4	L Mata Hector (L)	L	L	L			
5	Rodriguez Emerson (OP)	□	□				3
7	Valencia Gonzalez Edson A. (MB)	□			□		
9	Carrasco Jose (S)	■	■	■			
10	Pinerua Urbina Kervin M. (OP)	■	■	■			13
12	Petit Melean Angel V. (S)	□	□	□			2
14	Montoya Martine Maximo A. (OH)	■	■				4
18	Quijada Jonathan (MB)	■	■	■			5
19	Rivas Willner (OH)			□	■		4
20	L Garcia Marquina Oscar E. (L)	L	L	L			
23	Maquez Ivan (MB)	■	■	■			5

**Coach:** Vincenzo Nacci (ITA)  
**Assistant:** Antonello Adriani (ITA)

ARG • Argentina		1	2	3	4	5	Pts
2	Vaca Alvarez Gustavo (OP)	□	□	□			3
3	Chirivino Maximiliano (S)	□	□	□			
5	Villarruel Juan (OH)	■	■	■			10
7	Zanotti Lisandro (OH)	■	■	■			15
8	Gonzalez Demian (S)	■	■	■			
12	Martina Federico (OP)	■	■	■			9
13	Franetovich Federico (MB)						
14	Luengas Ignacio (OH)						
15	Imhoff Facundo (MB)	■	■	■			7
16	Nielson Ramiro (OH)						
17	L Lopez Franco (L)						
18	Scarpin Maximiliano (MB)						
20	Guzman Pablo (MB)	■	■	■			12
24	L Santucci Facundo (L)	L	L	L			

**Coach:** Martin Ariel Lopez (ARG)  
**Assistant:** Camilo Andres Soto (ARG)

## TEAMS AND PLAYERS PERFORMANCES

Won Pts	Total Atts	No Name
<b>35</b>	<b>87</b>	<b>Total Team</b>
12	25	10 Pinerua Urbina Kervin M.
6	13	3 Gonzalez Fernando (OH)
<b>7</b>	<b>23</b>	<b>Total Team</b>
2	2	12 Petit Melean Angel V. (S)
2	3	14 Montoya Martine Maximo A.
<b>1</b>	<b>67</b>	<b>Total Team</b>
1	5	19 Rivas Willner (OH)
<b>22</b>		<b>Total Team</b>
<b>65</b>	<b>177</b>	<b>Total Team</b>

13	39	10 Pinerua Urbina Kervin M.
----	----	-----------------------------

Excellent	Total Atts	No Name
<b>30</b>	<b>46</b>	<b>Total Team</b>
7	12	9 Carrasco Jose (S)
6	10	20 Garcia Marquina Oscar E.
<b>11</b>	<b>83</b>	<b>Total Team</b>
7	47	9 Carrasco Jose (S)
<b>48</b>	<b>60</b>	<b>Total Team</b>
16	17	14 Montoya Martine Maximo A.
11	15	3 Gonzalez Fernando (OH)

Scoring Skills
<b>Spike</b>
<b>Block</b>
<b>Serve</b>
<b>Opp. error</b>
<b>Total</b>

<b>Best Scorer</b>
--------------------

Non scoring Skills
<b>Dig</b>
<b>Set</b>
<b>Reception</b>
Success - Faults
# Attempts

Won Pts	Total Atts	No Name
<b>49</b>	<b>90</b>	<b>Total Team</b>
12	22	7 Zanotti Lisandro (OH)
12	17	20 Guzman Pablo (MB)
<b>4</b>	<b>19</b>	<b>Total Team</b>
2	4	15 Imhoff Facundo (MB)
1	1	2 Vaca Alvarez Gustavo (OP)
<b>3</b>	<b>73</b>	<b>Total Team</b>
3	13	7 Zanotti Lisandro (OH)
<b>19</b>		<b>Total Team</b>
<b>75</b>	<b>182</b>	<b>Total Team</b>

15	36	7 Zanotti Lisandro (OH)
----	----	-------------------------

Excellent	Total Atts	No Name
<b>42</b>	<b>55</b>	<b>Total Team</b>
13	18	24 Santucci Facundo (L)
7	7	7 Zanotti Lisandro (OH)
<b>31</b>	<b>92</b>	<b>Total Team</b>
26	64	8 Gonzalez Demian (S)
<b>47</b>	<b>56</b>	<b>Total Team</b>
18	19	24 Santucci Facundo (L)
14	17	7 Zanotti Lisandro (OH)

■ Starting line-up    Pts = Points scored    [nn] = Captain  
□ Substitute    Atts = Attempts    L = Libero  
Opp = Opponent





# P-2 VOLLEYBALL • Match result



2015 Men's Panamerican Cup, Reno, Nevada, USA  
Preliminary Round Group A

**Match:** 7    **Date:** 8/13/2015    **Spectators:** 250  
**City:** Reno, Nevada  
**Hall:** Reno Event Center  
**Match duration:** **Start:** 17:50    **End:** 19:12    **Total:** 1:22

Teams	Sets	1	2	3	4	5	Total
<b>PUR</b>	<b>0</b>	22	22	14			58
<b>BRA</b>	<b>3</b>	25	25	25			75
<b>Set duration</b>		0:26	0:28	0:22			1:16

**Referees:** SOSA, Saul (MEX) & ROBB, Andrew (CAN)

PUR • Puerto Rico		1	2	3	4	5	Pts
2	Goas Edgardo (S)	■	■	■			2
8	Rivera Eddie (OH)	□	□	■			2
9	Colon Jessie (MB)	■	■	■			3
11	Torres Maurice (OP)	■	■	□			10
15	Nunez Josue (OH)	■	■	■			2
16	Rivera Jackson (OH)	■	■	■			15
19	Ortiz Jean Carlos (OP)						
20	Sanchez Sequiel (OH)	■	■	■			6
21	Menendez David (MB)						
22	Rivera Josue (OH)	□	□	□			1
24	L Berrios Gregory (L)	L	L	L			
25	Ruiz Juan (S)			□	□		

**Coach:** Abdell Otero (PUR)  
**Assistant:** Magdiel Rivera (PUR)

BRA • Brazil		1	2	3	4	5	Pts
1	Souza Alan (OP)						
2	Silva Wagner (OP)	■	■	■			13
3	Kock Eder Levi (MB)	■	■	■			3
4	L Carvalho Filho Rogerio B. (L)	L	L	L			
5	Santos Leandro (MB)						
6	Barreto Silva Carlos Eduardo (OH)	□	□	□			2
7	Kreling Fernando (S)	□	□	□			
8	Batagim Henrique (OH)						
9	Ferreira Joao (OH)	■	■	■			16
10	Gualberto Flavio (MB)	■	■	■			8
11	Veloso Thiago (S)	■	■	■			
12	Souza Douglas (OH)	■	■	■			15

**Coach:** Roberley Leonaldo (BRA)  
**Assistant:** Mauricio Paes (BRA)

## TEAMS AND PLAYERS PERFORMANCES

Won Pts	Total Atts	No Name
<b>34</b>	<b>73</b>	<b>Total Team</b>
12	22	16 Rivera Jackson (OH)
10	17	11 Torres Maurice (OP)
<b>3</b>	<b>28</b>	<b>Total Team</b>
2	10	9 Colon Jessie (MB)
1	3	15 Nunez Josue (OH)
<b>4</b>	<b>59</b>	<b>Total Team</b>
3	13	16 Rivera Jackson (OH)
1	9	20 Sanchez Sequiel (OH)
<b>17</b>		<b>Total Team</b>
<b>58</b>	<b>160</b>	<b>Total Team</b>

15	38	16 Rivera Jackson (OH)
----	----	------------------------

Excellent	Total Atts	No Name
<b>28</b>	<b>36</b>	<b>Total Team</b>
9	14	24 Berrios Gregory (L)
5	5	2 Goas Edgardo (S)
<b>14</b>	<b>75</b>	<b>Total Team</b>
12	50	2 Goas Edgardo (S)
<b>54</b>	<b>63</b>	<b>Total Team</b>
19	21	16 Rivera Jackson (OH)
15	20	20 Sanchez Sequiel (OH)

■ Starting line-up    Pts = Points scored    [nn] = Captain  
□ Substitute    Atts = Attempts    L = Libero  
Opp = Opponent

Scoring Skills
<b>Spike</b>
<b>Block</b>
<b>Serve</b>
<b>Opp. error</b>
<b>Total</b>

<b>Best Scorer</b>
--------------------

Non scoring Skills
<b>Dig</b>
<b>Set</b>
<b>Reception</b>
Success - Faults
# Attempts

Won Pts	Total Atts	No Name
<b>49</b>	<b>76</b>	<b>Total Team</b>
15	20	9 Ferreira Joao (OH)
12	21	2 Silva Wagner (OP)
<b>7</b>	<b>22</b>	<b>Total Team</b>
2	4	12 Souza Douglas (OH)
2	4	10 Gualberto Flavio (MB)
<b>1</b>	<b>74</b>	<b>Total Team</b>
1	12	12 Souza Douglas (OH)
<b>18</b>		<b>Total Team</b>
<b>75</b>	<b>172</b>	<b>Total Team</b>

16	32	9 Ferreira Joao (OH)
----	----	----------------------

Excellent	Total Atts	No Name
<b>24</b>	<b>33</b>	<b>Total Team</b>
6	7	4 Carvalho Filho Rogerio B.
5	5	12 Souza Douglas (OH)
<b>28</b>	<b>75</b>	<b>Total Team</b>
24	56	11 Veloso Thiago (S)
<b>44</b>	<b>51</b>	<b>Total Team</b>
15	16	12 Souza Douglas (OH)
17	18	4 Carvalho Filho Rogerio B.





# P-2 VOLLEYBALL • Match result



2015 Men's Panamerican Cup, Reno, Nevada, USA  
Preliminary Round Goup B

**Match:** 8    **Date:** 8/13/2015    **Spectators:** 375  
**City:** Reno, Nevada  
**Hall:** Reno Event Center  
**Match duration:** **Start:** 19:45    **End:** 21:19    **Total:** 1:34

Teams	Sets	1	2	3	4	5	Total
<b>USA</b>	<b>3</b>	30	25	27			82
<b>MEX</b>	<b>0</b>	28	22	25			75
<b>Set duration</b>		0:33	0:26	0:29			1:28

**Referees:** CARDOSA, Ivan (BRA) & MARRERO, Miguel (PUR)

USA • United States		1	2	3	4	5	Pts
1	Kessel Cody (OH)						
2	Jendryk II Jeffrey (MB)	■	■	■			8
3	Benesh Andrew (MB)	■	■	■			5
5	L Brinkley Michael (L)	L	L	L			
8	Langlois Jake (OH)	■	■	■			16
9	Mcllvaine Graham (S)	□					
19	Nally Andrew (OH)	□	□				
20	Walsh Robert (MB)						
21	Patch Benjamin (OP)	■	■	■			19
22	Seif Jonah (S)	■	■	■			6
23	Petty Gregory (OH)	■	■	■			7
24	Russell Kyle (OP)						
<b>Coach:</b> Nygaard, Jeffry (USA)							
<b>Assistant:</b> Mcmillan, Colin (USA)							

MEX • Mexico		1	2	3	4	5	Pts
1	Ceballos Humberto (MB)	■	■	■			7
2	Vargas Daniel (OP)	■	■	■			10
3	Serrano Aragon Jesus E. (S)	□	□	□			
5	L Rangel Jesus (L)	L	L	L			
7	Marquez Ivan (OP)	□	□	□			4
8	Araujo Ricardo (OH)	□	■				4
9	Ugalde Campo Enrique (OH)	□		□			
10	Rangel Pedro (S)	■	■	■			1
11	Barajas Jorge (OH)	■	■	■			13
12	Martinez Jose (MB)	■	■	■			6
25	Ruiz de La Cruz Gonzalo (OH)	■	□	■			5
<b>Coach:</b> Juan Roberto Vilches (CUB)							
<b>Assistant:</b> Adrian Delgado (MEX)							

## TEAMS AND PLAYERS PERFORMANCES

Won Pts	Total Atts	No Name
<b>51</b>	<b>109</b>	<b>Total Team</b>
17	35	21 Patch Benjamin (OP)
16	28	8 Langlois Jake (OH)
<b>8</b>	<b>30</b>	<b>Total Team</b>
3	6	22 Seif Jonah (S)
2	2	21 Patch Benjamin (OP)
<b>2</b>	<b>81</b>	<b>Total Team</b>
1	19	22 Seif Jonah (S)
1	19	23 Petty Gregory (OH)
<b>21</b>		<b>Total Team</b>
<b>82</b>	<b>220</b>	<b>Total Team</b>

19	47	21 Patch Benjamin (OP)
----	----	------------------------

Excellent	Total Atts	No Name
<b>42</b>	<b>53</b>	<b>Total Team</b>
17	18	5 Brinkley Michael (L)
8	10	22 Seif Jonah (S)
<b>28</b>	<b>104</b>	<b>Total Team</b>
28	94	22 Seif Jonah (S)
<b>61</b>	<b>69</b>	<b>Total Team</b>
30	34	8 Langlois Jake (OH)
18	20	23 Petty Gregory (OH)

■ Starting line-up    Pts = Points scored    [nn] = Captain  
□ Substitute    Atts = Attempts    L = Libero  
Opp = Opponent

Scoring Skills
<b>Spike</b>
<b>Block</b>
<b>Serve</b>
<b>Opp. error</b>
<b>Total</b>

<b>Best Scorer</b>
--------------------

Non scoring Skills
<b>Dig</b>
<b>Set</b>
<b>Reception</b>
<b>Success - Faults</b>
<b># Attempts</b>

Won Pts	Total Atts	No Name
<b>45</b>	<b>95</b>	<b>Total Team</b>
13	22	11 Barajas Jorge (OH)
10	23	2 Vargas Daniel (OP)
<b>4</b>	<b>34</b>	<b>Total Team</b>
2	11	1 Ceballos Humberto (MB)
1	5	25 Ruiz de La Cruz Gonzalo
<b>1</b>	<b>75</b>	<b>Total Team</b>
1	10	1 Ceballos Humberto (MB)
<b>25</b>		<b>Total Team</b>
<b>75</b>	<b>204</b>	<b>Total Team</b>

13	37	11 Barajas Jorge (OH)
----	----	-----------------------

Excellent	Total Atts	No Name
<b>43</b>	<b>64</b>	<b>Total Team</b>
9	15	10 Rangel Pedro (S)
6	11	5 Rangel Jesus (L)
<b>22</b>	<b>88</b>	<b>Total Team</b>
20	63	10 Rangel Pedro (S)
<b>53</b>	<b>68</b>	<b>Total Team</b>
18	23	11 Barajas Jorge (OH)
19	27	5 Rangel Jesus (L)

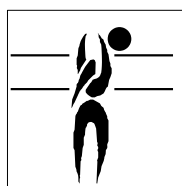







# P-5 VOLLEYBALL • Players ranking by skills

## 2015 Men's Panamerican Cup, Reno, Nevada, USA



### Best Scorers

Rk	No	Name	Team	Spike	Block	Serve	Total
1	8	Lopez Capellan Henry Ant. (OH)	DOM	25	3	3	31
2	11	Barajas Jorge (OH)	MEX	29	0	0	29
2	7	Zanotti Lisandro (OH)	ARG	23	3	3	29
2	9	Adames Figueroa Luis David (OH)	DOM	26	1	2	29
5	16	Rivera Jackson (OH)	PUR	25	0	3	28
5	10	Pinerua Urbina Kervin M. (OP)	VEN	25	1	2	28
7	12	Souza Douglas (OH)	BRA	23	2	2	27
7	4	Hernandez Wilfrido (OP)	DOM	27	0	0	27
9	5	Villarruel Juan (OH)	ARG	23	2	0	25
9	12	Martina Federico (OP)	ARG	22	3	0	25
11	2	Silva Wagner (OP)	BRA	22	2	0	24
12	20	Guzman Pablo (MB)	ARG	20	2	1	23
13	2	Vargas Daniel (OP)	MEX	20	2	0	22
13	25	Schouten Casey Adam (OP)	CAN	14	2	6	22
15	21	Patch Benjamin (OP)	USA	19	2	0	21
16	9	Ferreira Joao (OH)	BRA	18	1	0	19
16	8	Langlois Jake (OH)	USA	18	0	1	19
18	11	Torres Maurice (OP)	PUR	16	2	0	18
18	10	Gualberto Flavio (MB)	BRA	15	3	0	18
20	23	Maquez Ivan (MB)	VEN	13	1	3	17
20	8	De Man Colton (OP)	CAN	14	1	2	17
20	16	Derocco Jason (OH)	CAN	12	4	1	17
23	1	Ceballos Humberto (MB)	MEX	11	4	1	16
24	19	Rivas Willner (OH)	VEN	13	0	2	15
25	6	Barreto Silva Carlos Eduardo (OH)	BRA	12	1	1	14
25	15	Imhoff Facundo (MB)	ARG	12	2	0	14
25	5	Maar Stephen T. (OH)	CAN	12	2	0	14
28	25	Ruiz de La Cruz Gonzalo (OH)	MEX	12	1	0	13
28	19	Nally Andrew (OH)	USA	9	2	2	13
28	18	Quijada Jonathan (MB)	VEN	7	6	0	13
31	24	Russell Kyle (OP)	USA	10	2	0	12
31	7	Frias Tavares Mario Emilio (MB)	DOM	8	4	0	12
31	11	Jansen Vandoorn Daniel C. (MB)	CAN	7	4	1	12
31	7	Mclean Braden (MB)	CAN	5	6	1	12
35	5	Santos Leandro (MB)	BRA	6	5	0	11
35	3	Gonzalez Fernando (OH)	VEN	10	1	0	11
35	12	Martinez Jose (MB)	MEX	8	3	0	11
35	10	Rangel Pedro (S)	MEX	7	2	2	11
39	3	Benesh Andrew (MB)	USA	7	3	0	10
39	24	Van Berkel Lucas (MB)	CAN	9	1	0	10
39	17	Del Bianco Nick (OH)	CAN	7	1	2	10
42	20	Sanchez Sequiel (OH)	PUR	6	2	1	9
42	2	Jendryk II Jeffrey (MB)	USA	8	1	0	9
42	2	Fraser Bryan (OH)	CAN	9	0	0	9
45	1	Kessel Cody (OH)	USA	7	0	1	8
46	13	Franetovich Federico (MB)	ARG	5	2	0	7
46	23	Petty Gregory (OH)	USA	5	1	1	7
46	14	Montoya Martine Maximo A. (OH)	VEN	4	2	1	7
46	13	Mercedes Cruz Jonathan (OP)	DOM	3	4	0	7
46	14	Burt Max (MB)	CAN	2	4	1	7
<b>Total tournament</b>				<b>721</b>	<b>126</b>	<b>53</b>	<b>900</b>





## Best Spikers

Limit: 15.00%

Rk	No	Name	Team	Spikes	Faults	Shots	Total Attempts	Succ. %
1	9	Ferreira Joao (OH)	BRA	18	1	5	24	75.00
2	12	Souza Douglas (OH)	BRA	23	4	7	34	67.65
3	16	Rivera Jackson (OH)	PUR	25	2	13	40	62.50
4	20	Guzman Pablo (MB)	ARG	20	4	9	33	60.61
5	2	Silva Wagner (OP)	BRA	22	4	11	37	59.46
6	11	Barajas Jorge (OH)	MEX	29	10	12	51	56.86
7	7	Zanotti Lisandro (OH)	ARG	23	6	12	41	56.10
8	12	Martina Federico (OP)	ARG	22	6	13	41	53.66
9	5	Villarruel Juan (OH)	ARG	23	9	13	45	51.11
10	4	Hernandez Wilfrido (OP)	DOM	27	11	16	54	50.00
<b>Total Tournament</b>				721	265	545	1,531	47.09



## Best Blockers


Rk	No	Name	Team	Kill Blocks	Faults	Rebounds	Total Attempts	Avg. by set
1	18	Quijada Jonathan (MB)	VEN	6	7	5	18	0.86
2	5	Santos Leandro (MB)	BRA	5	6	1	12	0.83
3	7	Mclean Braden (MB)	CAN	6	6	2	14	0.75
4	1	Ceballos Humberto (MB)	MEX	4	6	8	18	0.57
5	11	Jansen Vandoorn Daniel C. (MB)	CAN	4	4	6	14	0.50
6	9	Colon Jessie (MB)	PUR	3	4	6	13	0.50
7	14	Burt Max (MB)	CAN	4	3	2	9	0.50
7	16	Derocco Jason (OH)	CAN	4	2	-	6	0.50
9	13	Mercedes Cruz Jonathan (OP)	DOM	4	3	1	8	0.50
10	10	Gualberto Flavio (MB)	BRA	3	5	2	10	0.50
<b>Total Tournament</b>				126	225	135	486	4.50



## Best Servers

Rk	No	Name	Team	Aces	Faults	Serve Hits	Total Attempts	Avg. by set
1	25	Schouten Casey Adam (OP)	CAN	6	5	7	18	0.75
2	16	Rivera Jackson (OH)	PUR	3	6	15	24	0.50
3	7	Zanotti Lisandro (OH)	ARG	3	2	22	27	0.43
4	23	Maquez Ivan (MB)	VEN	3	7	20	30	0.43
5	8	Lopez Capellan Henry Ant. (OH)	DOM	3	4	18	25	0.38
6	12	Souza Douglas (OH)	BRA	2	5	15	22	0.33
7	10	Rangel Pedro (S)	MEX	2	8	22	32	0.29
8	19	Nally Andrew (OH)	USA	2	4	9	15	0.29
9	10	Pinerua Urbina Kervin M. (OP)	VEN	2	8	15	25	0.29
10	19	Rivas Willner (OH)	VEN	2	7	11	20	0.29
<b>Total Tournament</b>				53	199	1,020	1,272	1.89





## Best Diggers

Rk	No	Name	Team	Digs	Faults	Receptions	Total Attempts	Avg. by set
1	5	Brinkley Michael (L)	USA	30	1	2	33	4.29
2	24	Santucci Facundo (L)	ARG	23	6	4	33	3.29
3	5	Mieses Feliz Enger Miguel (L)	DOM	23	6	-	29	2.88
4	24	Berrios Gregory (L)	PUR	16	8	-	24	2.67
5	9	Carrasco Jose (S)	VEN	18	4	4	26	2.57
6	12	Souza Douglas (OH)	BRA	12	1	-	13	2.00
7	8	Gonzalez Demian (S)	ARG	13	3	-	16	1.86
8	10	Rangel Pedro (S)	MEX	13	8	1	22	1.86
9	2	Goas Edgardo (S)	PUR	11	-	1	12	1.83
10	11	Torres Maurice (OP)	PUR	11	1	-	12	1.83
<b>Total Tournament</b>				588	169	34	791	21.00



## Best Setters

Rk	No	Name	Team	Running Sets	Faults	Still Sets	Total Attempts	Avg. by set
1	8	Gonzalez Demian (S)	ARG	70	1	73	144	10.00
2	11	Veloso Thiago (S)	BRA	46	-	74	120	7.67
3	10	Rangel Pedro (S)	MEX	43	1	110	154	6.14
4	6	Walsh Brett (S)	CAN	46	3	73	122	5.75
5	9	Carrasco Jose (S)	VEN	39	1	74	114	5.57
6	22	Seif Jonah (S)	USA	29	2	73	104	4.14
7	2	Goas Edgardo (S)	PUR	22	1	90	113	3.67
8	2	Alcantara Cabulla Cesar Junior (S)	DOM	22	-	88	110	2.75
9	21	Blankenau Jay (S)	CAN	21	1	51	73	2.63
10	9	Mcllvaine Graham (S)	USA	16	1	61	78	2.29
<b>Total Tournament</b>				394	17	1,098	1,509	14.07



## Best Receivers

Limit: 20.00%


Rk	No	Name	Team	Excellents	Faults	Serve Receptions	Total Attempts	Eff. %
1	4	Carvalho Filho Rogerio B. (L)	BRA	30	1	-	31	93.55
2	5	Villarruel Juan (OH)	ARG	40	1	2	43	90.70
3	8	Lopez Capellan Henry Ant. (OH)	DOM	28	-	3	31	90.32
4	1	Groenveld Daniel J. (L)	CAN	36	1	2	39	89.74
5	16	Derocco Jason (OH)	CAN	28	1	2	31	87.10
6	8	Langlois Jake (OH)	USA	33	1	4	38	84.21
7	7	Zanotti Lisandro (OH)	ARG	35	-	7	42	83.33
8	5	Mieses Feliz Enger Miguel (L)	DOM	43	2	5	50	82.00
9	5	Brinkley Michael (L)	USA	34	2	4	40	80.00
10	24	Santucci Facundo (L)	ARG	32	3	2	37	78.38
<b>Total Tournament</b>				892	68	112	1,072	76.87





# P-5 VOLLEYBALL • Players ranking by skills

2015 Men's Panamerican Cup, Reno, Nevada, USA



## Best Liberos

Rk	No	Name	Team	Excellents	Faults	In play	Total attempts	Avg. by set
1	5	Rangel Jesus (L)	MEX	67	10	11	88	9.57
2	5	Brinkley Michael (L)	USA	64	3	6	73	9.14
3	5	Mises Feliz Enger Miguel (L)	DOM	66	8	5	79	8.25
4	24	Santucci Facundo (L)	ARG	55	9	6	70	7.86
5	4	Carvalho Filho Rogerio B. (L)	BRA	40	4		44	6.67
6	24	Berrios Gregory (L)	PUR	38	13	5	56	6.33
7	1	Groenveld Daniel J. (L)	CAN	50	4	4	58	6.25
8	4	Mata Hector (L)	VEN	39	3	4	46	5.57
9	19	Bann Blair Cameron (L)	CAN	28	5	1	34	3.50
10	20	Garcia Marquina Oscar E. (L)	VEN	12	2	2	16	1.71
11	17	Lopez Franco (L)	ARG					





# P-6 VOLLEYBALL • Teams ranking by skills

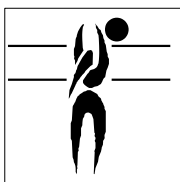
2015 Men's Panamerican Cup, Reno, Nevada, USA



## Best Spikers

Limit: 15.00%

Rk	Team	Spikes	Faults	Shots	Total Attempts	Succ. %
1	BRA Brazil	99	16	39	154	64.29
2	ARG Argentina	107	32	57	196	54.59
3	MEX Mexico	95	37	70	202	47.03
4	VEN Venezuela	83	31	71	185	44.86
5	DOM Dominican Republic	93	51	71	215	43.26
6	USA United States	89	29	91	209	42.58
7	CAN Canada	93	39	90	222	41.89
7	PUR Puerto Rico	62	30	56	148	41.89
<b>Total Tournament</b>		721	265	545	1,531	47.09



## Best Blockers

Rk	Team	Kill Blocks	Faults	Rebounds	Total Attempts	Avg. by set
1	CAN Canada	28	29	20	77	3.50
2	BRA Brazil	16	25	11	52	2.67
3	USA United States	18	31	10	59	2.57
4	ARG Argentina	16	26	13	55	2.29
5	VEN Venezuela	13	25	15	53	1.86
6	MEX Mexico	12	28	24	64	1.71
7	PUR Puerto Rico	10	27	18	55	1.67
8	DOM Dominican Republic	13	34	24	71	1.63
<b>Total Tournament</b>		126	225	135	486	4.50




## Best Servers

Rk	Team	Aces	Faults	Serve Hits	Total Attempts	Avg. by set
1	CAN Canada	14	29	138	181	1.75
2	USA United States	8	33	128	169	1.14
2	VEN Venezuela	8	32	121	161	1.14
4	PUR Puerto Rico	6	19	96	121	1.00
5	DOM Dominican Republic	7	18	145	170	0.88
6	ARG Argentina	4	23	140	167	0.57
7	BRA Brazil	3	26	118	147	0.50
8	MEX Mexico	3	19	134	156	0.43
<b>Total Tournament</b>		53	199	1,020	1,272	1.89







## Best Diggers

Rk	Team	Digs	Faults	Receptions	Total Attempts	Avg. by set
1	ARG Argentina	81	19	7	107	11.57
2	USA United States	80	16	6	102	11.43
3	CAN Canada	87	24	3	114	10.88
4	VEN Venezuela	74	18	9	101	10.57
4	MEX Mexico	74	34	4	112	10.57
6	PUR Puerto Rico	62	14	2	78	10.33
7	DOM Dominican Republic	81	26	3	110	10.13
8	BRA Brazil	49	18	-	67	8.17
<b>Total Tournament</b>		588	169	34	791	21.00



## Best Setters

Rk	Team	Running Sets	Faults	Still Sets	Total Attempts	Avg. by set
1	ARG Argentina	78	1	113	192	11.14
2	BRA Brazil	51	-	100	151	8.50
3	CAN Canada	67	5	151	223	8.38
4	MEX Mexico	45	1	143	189	6.43
4	VEN Venezuela	45	3	135	183	6.43
4	USA United States	45	4	154	203	6.43
7	DOM Dominican Republic	39	1	175	215	4.88
8	PUR Puerto Rico	24	2	127	153	4.00
<b>Total Tournament</b>		394	17	1,098	1,509	14.07



## Best Receivers

Limit: 20.00%

Rk	Team	Excellents	Faults	Serve Receptions	Total Attempts	Eff. %
1	ARG Argentina	107	5	12	124	82.26
2	CAN Canada	126	7	14	147	80.95
3	USA United States	122	9	11	142	79.58
4	BRA Brazil	92	7	8	107	79.44
5	DOM Dominican Republic	125	9	17	151	76.82
6	MEX Mexico	125	9	18	152	76.32
7	VEN Venezuela	100	11	17	128	69.53
8	PUR Puerto Rico	95	11	15	121	69.42
<b>Total Tournament</b>		892	68	112	1,072	76.87



### Canada Holds off Dominican Republic

**RENO, USA (Aug. 13, 2015)** – A Dominican Republic comeback came up just a little short as Canada won its second Pan American Cup pool play match, 25-18, 25-21, 27-29, 17-25, 15-13 on Thursday at the Reno Events Center.

Canada (2-0) will conclude pool play on Friday against Brazil. Dominican Republic (0-2) will face Puerto Rico.

After Canada won the first two sets and held two match points in the third. But a combination of errors by Canada and Dominican plays gave the Caribbean country the 29-27. It held the momentum and took a 14-6 lead in the fourth set and went on to a relatively easy victory.

Canada coach Georges Laplante made several substitutions for the fifth set. Outside hitter Stephen Maar led Canada to an 8-3 lead in the tiebreaker, but the Dominican Republic fought back with a 6-1 run and tied it at 9-9 and then took a 12-10 lead. Canada used a 4-0 run to take match point at 14-12. The Dominican scored once more on Canada's double-contact violation before Canada's Jason Derocco won it with a kill.

Opposite Colton De Man and Maar led Canada, each finishing with 14 points. Maar had 12 spikes and two blocks. De Man finished with 11 spikes, one block and two aces. Canada's middle blocker Braden Mclean finished with a match-high six blocks and a total of 12 points.

Dominican Republic outside hitter Luis Adames led all scorers with 20 points on a match-high 18 spikes, one block and one ace. Henry Lopez added 19 points on 16 attacks, two blocks and one ace.

Dominican Republic led in spikes (57-55) while Canada led in blocks (16-11) and aces (5-4). Canada had 34 scoring errors while the Dominican had 33. Canada's hitting efficiency was .224 while Dominican Republic's hit .151.

Canada captain Brett Walsh

"That match goes to show that volleyball is a momentum game," "We had momentum for the first two and half sets and then they got a couple of points and it totally switched on us and next thing you know we're in five sets. We're happy we got the win for sure. I think it's also important to see the depth of our team and that anyone can come off the bench and compete and still come out on top."

Canada coach Georges Laplante

"The guys that started the match were executing and doing the right thing," "The guys that came off the bench played really well and that helped us in the fifth game. It's good that we can come out of a match like that with a win. All wins are good."

Dominican Republic coach Jose Cutino

"It was a different match than yesterday," "Tactically it was a good game for us. Some important points were lost because of our lack of experience but a lot of credit goes to their blocking. Now our focus turns to Puerto Rico."

Dominican Republic captain Jonathan Cruz

"We're feeling more adjusted than yesterday, so we're happy about that," "We expect our high level of play to continue. We have a lot of volleyball to play and we're going to go for it."



### Argentina Offense Defeats Venezuela

**RENO, USA (Aug. 13, 2015)** – Argentina showed its strengths as it defeated Venezuela, 25-23, 25-21, 25-21 in a pool play match on Thursday at the Reno Events Center.

Argentina (2-0) will finish pool play on Friday against the United States. Venezuela (1-1) will play Mexico.

Argentina led in spikes (49-35) and aces (3-1). Venezuela the blocking 7-4 and also scored on 22 Argentina errors while committing 19. Argentina's hitting efficiency was .389 while Venezuela's was .276.

Argentina outside hitter Lisandro Zanotti led all scorers with 15 points on 12 spikes and a match-high three aces. Middle blocker Pablo Guzman added 12 points on spikes.

Venezuela was paced by opposite Kervin Pinerua who had 13 points on 12 spikes and one block.

Argentina led the first set 11-7 before Venezuela climbed back into the match and tied the score at 19-19. At 23-23, Argentina scored twice for the victory. Argentina led 21-16 in the second set. Venezuela again closed the gap to 23-21, but the comeback stalled and Argentina went on to win. Argentina led 19-16 in the third set. Venezuela fought back to make it 21-20, but Argentina again pulled away.

Venezuela captain Kervin Pinerua

"We weren't able to get the points at the right times. We played good defense but we couldn't wrap up the point. Tomorrow we're looking forward to a strong match against Mexico."

Venezuela coach Vincenzo Nacci

"We played against a very organized and complete team. I was happy about how my players performed but Argentina played a better game. We were happy with our blocking but we weren't able to execute in our transition. Our sideout game was good but we missed a lot of serves. We must continue on with the rest of the event."

Argentina coach Martin Lopez

"They are a strong rival. We were able to succeed in the back-and-fourth game where we were able to gain a lot of transition points. The other team had a lot of errors in their serve and that helped a lot. We maintained our rotations and it worked efficiently in order to close out the match."

Argentina captain Demian Gonzalez

"We played a lot better today than yesterday. Our match tomorrow against the US is the local team and that's a big match."



### Brazil Beats Out Puerto Rico

**RENO, USA (Aug. 13, 2015)** – In a match that was emotional at times, Brazil took a 25-22, 25-22, 25-14 victory over Puerto Rico in Pan American Cup pool play on Thursday at the Reno Events Center.

Brazil (2-0) will finish pool play on Friday against Canada (2-0). Puerto Rico (0-2) will look for its first win against Dominican Republic (0-2).

Puerto Rico kept close to the South Americans in the first two sets as both teams showed great fire and emotion. In the third set, Brazil opened up a 15-8 lead and Puerto Rico let the pressure get to it, drawing a red card. Brazil coasted to the victory.

Brazil led in spikes (49-34) and blocks (7-3) while Puerto Rico held the edge in aces (4-1). Brazil scored on 18 Puerto Rico errors while committing 17. Brazil's hitting efficiency was .526 while Puerto Rico's was .274.

Brazil outside hitter Joao Ferreira led all scorers with 16 points on a match-high 15 spikes and one block. Douglas Souza added 15 points on 12 spikes, two blocks and one ace.

Puerto Rico was paced by outside hitter Jackson Rivera with 15 points on 12 spikes and a match-high three aces. Opposite Maurice Torres added 10 points on 10 spikes.

Brazil captain Thiago Veloso

"I thought it was a good match. We played better than yesterday. I want to congratulate the other team they played very well. We're still making a lot of mistakes and we need to fix it for the next match."

Brazil coach Roberley Leonaldo

It was a good match today. Today we had some problems in our core defense, we need to improve there. We need to get better for our next match and for our next competition. We had some problems in reception too, sometimes we lost two or three balls that we could've kept on the court. But in general it was a good match.

Puerto Rico coach Abdell Otero

We fought in the first two sets. There's no excuse for us because we need to close the games. We need to improve in our passing and receiving but we'll keep fighting. Tomorrow we play again and it's a historic rivalry for both sides.

Puerto Rico libero Gregory Berrios

We started off well tonight and we played like a group. It was different than last night. In the end we're losing our patience and we're losing our focus. We need to keep it up till the end, especially against a team like Brazil that doesn't make a lot of mistakes. We need to change that.



### U.S. Shows New Lineup in Win over Mexico

**RENO, USA (Aug. 13, 2015)** – The United States used a new lineup and got better results as it defeated Mexico, 30-28, 25-22, 27-25 in a Pan American Cup pool play match on Thursday at the Reno Events Center.

The U.S. (1-1) will wrap up pool play on Friday against Argentina (2-0). Mexico (0-2) will face Venezuela (1-1). The pool winner will advance straight to Sunday's semifinals while the second- and third-place teams will compete Saturday in the quarterfinals.

U.S. head coach Jeff Nygaard used a different lineup on Thursday than he used in Wednesday's loss to Venezuela, seeking to evaluate different players and rotations.

Opposite Ben Patch, who spent time as a child in nearby Sparks, Nev., stood out, leading all scorers with 19 points on a match-high 17 kills and two blocks. Outside hitter Jake Langlois added 16 points on 16 kills.

Outside hitter Jorge Barajas led an emotional Mexican team with 13 points on 13 kills. Opposite Daniel Vargas added 10 points on 10 spikes.

The U.S. led in spikes (51-45), blocks (8-4) and aces (2-1). Mexico scored on 25 U.S. errors while committing 21. Under starting setter Jonah Seif, the U.S. had a .367 hitting efficiency while Mexico hit .295.

The U.S. led 18-12 in the first set, but Mexico used a 7-1 scoring run to tie the score at 19-19. The United States reached set point first at 24-23 on a spike by Patch, but Mexico countered. The U.S. held five more set points, but each time Mexico held them off. Finally, at 28-28, spikes from Jeff Jendryk and Jake Lanlois won the set for the U.S.

The U.S. was trailing 17-15 in the second set when it used a 5-0 run to take the 20-17 lead. Mexico never recovered.

The U.S. opened the third set with an ace from Seif, but then fell behind 11-7. Still trailing at 15-11, the United States used a 5-0 run, including a block by Andy Benesh and kill from Patch to lead 16-15 at the technical timeout. The U.S. reached match point at 24-23 on a spike by Patch, but Mexico's Gonzalo Ruiz de la Cruz came back with an attack. The U.S. had a second match point at 25-24, which Mexico again fought off. The U.S. took its third match point on a Jendryk attack and a Greg Petty spike gave it the victory.

Mexico coach Juan Roberto Vilches

"We played much better than yesterday even though it was a loss it was a great match. I was very happy with the performance. But sometimes we committed errors at the times we didn't have to."





Mexico captain Daniel Vargas

“We played a good game. We were able to correct some of the errors we made yesterday but we’re still affected by spells of bad luck where we lose five points in a row. We felt much better about this game. We’re very motivated to continue playing.”

U.S. coach Jeff Nygaard

“We were a little more physical at the net and we controlled the ball a little bit better (than on Wednesday). I think we served some really good runs which was lacking last night. Tonight, we put together four or five points in a row on one serve which is great to see. We started identifying matchup situations.”

U.S. player Ben Patch

“Last night we didn’t have good knowledge of what the team would bring but with Mexico we had a pretty good idea of their weapons were and their athleticism. Our coaches did a great job of getting up prepared with a scouting report and made it easy for us to do our job.”