



Argentina



Brazil



Canada



Dominican Rep



Mexico



Puerto Rico



USA



Venezuela



**NORCECA**

Volleyball Confederation

# Daily Bulletin #4

## Boletín Diario

Friday, Aug. 14, 2015 \* Viernes 14 de Agosto 2015





Calendario y Formato de Competencia / Competition Format and Match Schedule

GROUP-A												
No.	Date	Time	Teams		Set	Result per set (points)					POSITION	
						1	2	3	4	5		
2	12-ago	15:00	BRAZIL	vs	DOMINICAN REPUBLIC	3-0	25-19	25-21	25-22			1. BRAZIL
3	12-ago	17:00	CANADA	vs	PUERTO RICO	3-0	25-20	25-21	25-19			2. CANADA
5	13-ago	13:00	CANADA	vs	DOMINICAN REPUBLIC	3-2	25-18	25-21	27-29	17-29	15-13	
7	13-ago	17:00	PUERTO RICO	vs	BRAZIL	3-0	22-25	22-25	14-25			3. DOMINICAN REPUBLIC
9	14-ago	13:00	DOMINICAN REPUBLIC	vs	PUERTO RICO	3-0	25-22	25-22	25-19			
11	14-ago	17:00	BRAZIL	vs	CANADA	3-0	25-17	25-19	25-23			4. PUERTO RICO

GROUP-B												
No.	Date	Time	Teams		Set	Result per set (points)					POSITION	
						1	2	3	4	5		
1	12-ago	13:00	ARGENTINA	vs	MEXICO	3-1	25-22	25-18	20-25	25-15		1. ARGENTINA
4	12-ago	19:00	UNITED STATES	vs	VENEZUELA	1-3	25-20	21-25	23-25	18-25		2. VENEZUELA
6	13-ago	15:00	VENEZUELA	vs	ARGENTINA	0-3	23-25	21-25	21-25			
8	13-ago	19:00	UNITED STATES	vs	MEXICO	3-0	30-28	25-22	27-25			3. UNITED STATES
10	14-ago	15:00	MEXICO	vs	VENEZUELA	1-3	15-25	25-20	20-25	17-25		
12	14-ago	19:00	UNITED STATES	vs	ARGENTINA	1-3	21-25	22-25	26-24	23-25		4. MEXICO

QUARTERFINALS												
No.	Date	Time	Teams		Set	Result per set (points)						
						1	2	3	4	5		
13	15-ago	19:00	CANADA	vs	UNITED STATES	0-0						
14	15-ago	17:00	VENEZUELA	vs	DOMINICAN REPUBLIC							

CLASSIFICATIONS 5/8												
No.	Date	Time	Teams		Set	Result per set (points)						
						1	2	3	4	5		
15	16-ago	13:00	MEXICO	vs	Loser of M14* (or M13)	0-0						
16	16-ago	15:00	PUERTO RICO	vs	Loser of M13* (or M14)							

SEMIFINALS												
No.	Date	Time	Teams		Set	Result per set (points)						
						1	2	3	4	5		
17	16-ago	17:00	ARGENTINA	vs	Winner of M14* (or M13)	0-0						
18	16-ago	19:00	BRAZIL	vs	Winner of M13* (or M14)							

FINAL CLASSIFICATION 7/8												
No.	Date	Time	Teams		Set	Result per set (points)						
						1	2	3	4	5		
19	17-ago	13:00	Loser of M15	vs	Loser of M16	0-0						

FINAL CLASSIFICATION 5/6												
No.	Date	Time	Teams		Set	Result per set (points)						
						1	2	3	4	5		
20	17-ago	15:00	Winner of M15	vs	Winner of M16	0-0						

FINALS												
No.	Date	Time	Teams		Set	Result per set (points)						
						1	2	3	4	5		
21	17-ago	17:00	Loser of M17	vs	Loser of M18	0-0						
22	17-ago	19:00	Winner of M17	vs	Winner of M18							

\*NOTE1: For the Classification, Quarterfinal and Semifinal Rounds, according to the FIVB General Competition Regulations, it must be avoided that teams from the same group play each other.

\*NOTE2: According to the established competition format and the FIVB General Regulations, for the Classification, Quarterfinal and Semifinal Rounds, if three teams from the same group qualify, the match between highest ranked team and lowest ranked team of their Preliminary Round will be repeated.

\*NOTE3: Loser of M14 = Loser of Match #14, etc.



Día / Day	Hora / Time	Competition Venue - Reno Events Center	Training Court 1 - <u>Northern Nevada Juniors Volleyball Club Facilities</u>	Training Court 2 - <u>Northern Nevada Juniors Volleyball Club Facilities</u>
15-ago-15	8:00		VEN (2nd B) (17:00)	DOM (3rd A) (17:00)
	9:30	BRA (1st A)	CAN (2nd A) (19:00)	USA (3rd B) (19:00)
	11:00	ARG (1st B)	PUR (4th A)	MEX (4th B)
	17:00	CAN (2nd A) vs 3rd B		
	19:00	VEN (2nd B) vs 3rd A		
16-ago-15	8:00		PUR (4th A) (15:00)	Loser of M13* (or M14) (15:00)
	9:30		ARG (1st B) (17:00)	Winner of M14* (or M13) (17:00)
	11:00		BRA (1st A) (19:00)	Winner of M13* (or M14) (19:00)
	13:00	MEX (4th B) vs Loser of M14* (or M13)		
	15:00	PUR (4th A) vs Loser of M13* (or M14)		
	17:00	ARG (1st B) vs Winner of M14* (or M13)		
	19:00	BRA (1st A) vs Winner of M13* (or M14)	MEX (4th B) (13:00)	Loser of M14* (or M13) (13:00)
17-ago-15	8:00		Winner of M15 (15:00)	Winner of M16 (15:00)
	9:30		Loser of M17 (17:00)	Loser of M18 (17:00)
	11:00		Winner of M17(19:00)	Winner of M18 (19:00)
	13:00	Loser of M15 vs Loser of M16		
	15:00	Winner of M15 vs Winner of M16		
	17:00	Loser of M17 vs Loser of M18		
	19:00	Winner of M17 vs Winner of M18		



FEDERATION INTERNATIONALE DE VOLLEYBALL



**0-1** UNIFORM COLOURS  
Couleur de l'uniforme

CITY: Ville: **Reno, Nevada, USA**

DATE: **14/ago/2015** TIME: Heure: **21:30**

REGISTERED COLOURS / Couleurs enregistrées :  
(ONLY SHIRT COLOUR - seulement la couleur du maillot)

	CAN ▼	DOM ▼	USA ▼	VEN ▼	▼	▼
--	-------	-------	-------	-------	---	---

POOL/PHASE: Groupe/Phase **Quarterfinals**

1	Black	Red	Red	White	-	-
2	White	Blue	Blue	Card.	-	-
3	Red	White	White	Blue	-	-

**MATCH SCHEDULE**  
Calendrier des matches

DATE:	No. Match	Team Equipe	
		A	B
15/ago/2015	13	CAN	USA
15/ago/2015	14	VEN	DOM

**TEAMS CHOICE (1-2 OR 3)**  
Choix des équipes (1-2 ou 3)

1st CHOICE 1er Choix A		LIBERO UNIFORM	
A	B	A	B
		White	White
		Card.	White

**FIVB DECISION**  
Décision de la FIVB

A	B
Black	Red
White	Red



# P-4 VOLLEYBALL • Collated results & ranking



2015 Men's Panamerican Cup, Reno, Nevada, USA  
Results of Friday, August 14, 2015

## MATCH RESULTS

### Preliminary Round Group A

No	Date	Teams	Set	Result per set (points)					Total Points	Time	Spectators
				1	2	3	4	5			
2	8/12/2015	BRA - DOM	3-0	25-19	25-21	25-22			75- 62	1:24	150
3	8/12/2015	CAN - PUR	3-0	25-20	25-21	25-19			75- 60	1:24	200
5	8/13/2015	CAN - DOM	3-2	25-18	25-21	27-29	17-25	15-13	109-106	2:19	150
7	8/13/2015	PUR - BRA	0-3	22-25	22-25	14-25			58- 75	1:22	250
9	8/14/2015	DOM - PUR	3-0	25-22	25-22	25-19			75- 63	1:24	50
11	8/14/2015	BRA - CAN	3-0	25-17	25-19	25-23			75- 59	1:23	175

### Preliminary Round Group B

No	Date	Teams	Set	Result per set (points)					Total Points	Time	Spectators
				1	2	3	4	5			
1	8/12/2015	ARG - MEX	3-1	25-22	25-18	20-25	25-15		95- 80	1:39	150
4	8/12/2015	USA - VEN	1-3	25-20	21-25	23-25	18-25		87- 95	1:49	250
6	8/13/2015	VEN - ARG	0-3	23-25	21-25	21-25			65- 75	1:23	250
8	8/13/2015	USA - MEX	3-0	30-28	25-22	27-25			82- 75	1:34	375
10	8/14/2015	MEX - VEN	1-3	15-25	25-20	20-25	17-25		77- 95	1:36	95
12	8/14/2015	USA - ARG	1-3	21-25	22-25	26-24	23-25		92- 99	2:02	275

### Quarterfinals

No	Date	Teams	Set	Result per set (points)					Total Points	Time	Spectators
				1	2	3	4	5			
13	8/15/2015	CAN - USA									
14	8/15/2015	VEN - DOM									

## TEAM RANKING

### Preliminary Round Group A

Rk	Code	Team	Matches				Results Details						Points			Sets		
			Pts	T	W	L	3-0	3-1	3-2	2-3	1-3	0-3	W	L	Ratio	W	L	Ratio
1	BRA	Brazil	15	3	3	0	3	0	0	0	0	0	225	179	1.257	9	0	MAX
2	CAN	Canada	8	3	2	1	1	0	1	0	0	1	243	241	1.008	6	5	1.200
3	DOM	Dominican Republic	7	3	1	2	1	0	0	1	0	1	243	247	0.984	5	6	0.833
4	PUR	Puerto Rico	0	3	0	3	0	0	0	0	0	3	181	225	0.804	0	9	

### Preliminary Round Group B

Rk	Code	Team	Matches				Results Details						Points			Sets		
			Pts	T	W	L	3-0	3-1	3-2	2-3	1-3	0-3	W	L	Ratio	W	L	Ratio
1	ARG	Argentina	13	3	3	0	1	2	0	0	0	0	269	237	1.135	9	2	4.500
2	VEN	Venezuela	8	3	2	1	0	2	0	0	0	1	255	239	1.067	6	5	1.200
3	USA	United States	7	3	1	2	1	0	0	0	2	0	261	269	0.970	5	6	0.833
4	MEX	Mexico	2	3	0	3	0	0	0	0	2	1	232	272	0.853	2	9	0.222







# P-2 VOLLEYBALL • Match result



2015 Men's Panamerican Cup, Reno, Nevada, USA  
Preliminary Round Group A

**Match:** 9 **Date:** 8/14/2015 **Spectators:** 50  
**City:** Reno Nevada  
**Hall:** Reno Event Center  
**Match duration:** **Start:** 13:04 **End:** 14:28 **Total:** 1:24

Teams	Sets	1	2	3	4	5	Total
<b>DOM</b>	<b>3</b>	25	25	25			75
<b>PUR</b>	<b>0</b>	22	22	19			63
<b>Set duration</b>		0:27	0:26	0:25			1:18

**Referees:** GENITRINI Christian (USA) & NORONO Bryan (VEN)

DOM • Dominican Republic		1	2	3	4	5	Pts
1	Rodriguez Antonio (MB)	<input type="checkbox"/>	<input type="checkbox"/>				
2	Alcantara Cabulla Cesar Junior (S)	<input checked="" type="checkbox"/>	<input checked="" type="checkbox"/>	<input checked="" type="checkbox"/>			3
4	Hernandez Wilfrido (OP)	<input checked="" type="checkbox"/>	<input checked="" type="checkbox"/>	<input checked="" type="checkbox"/>			7
5	L Mieses Feliz Enger Miguel (L)	L	L	L			
7	Frias Tavares Mario Emilio (MB)	<input checked="" type="checkbox"/>	<input checked="" type="checkbox"/>	<input checked="" type="checkbox"/>			12
8	Lopez Capellan Henry Ant. (OH)	<input checked="" type="checkbox"/>	<input checked="" type="checkbox"/>	<input checked="" type="checkbox"/>			9
9	Adames Figueroa Luis David (OH)	<input checked="" type="checkbox"/>	<input checked="" type="checkbox"/>	<input checked="" type="checkbox"/>			17
12	Arredondo Severino Francisco A. (S)	<input type="checkbox"/>	<input type="checkbox"/>	<input type="checkbox"/>			
13	Mercedes Cruz Jonathan (OP)	<input checked="" type="checkbox"/>	<input checked="" type="checkbox"/>	<input checked="" type="checkbox"/>			4
15	Paulino Paulino Richi (MB)						
16	Diaz Cruz Cesar Alberto (OH)						

**Coach:** Jose Alvarez Cutino (CUB)  
**Assistant:** Jose D. Manon (DOM)

PUR • Puerto Rico		1	2	3	4	5	Pts
2	Goas Edgardo (S)	<input checked="" type="checkbox"/>	<input type="checkbox"/>	<input type="checkbox"/>			1
8	Rivera Eddie (OH)	<input checked="" type="checkbox"/>	<input checked="" type="checkbox"/>	<input checked="" type="checkbox"/>			9
9	Colon Jessie (MB)	<input checked="" type="checkbox"/>	<input checked="" type="checkbox"/>	<input checked="" type="checkbox"/>			10
11	Torres Maurice (OP)	<input checked="" type="checkbox"/>	<input checked="" type="checkbox"/>	<input checked="" type="checkbox"/>			9
15	Nunez Josue (OH)	<input checked="" type="checkbox"/>	<input checked="" type="checkbox"/>	<input checked="" type="checkbox"/>			8
16	Rivera Jackson (OH)	<input checked="" type="checkbox"/>	<input checked="" type="checkbox"/>	<input checked="" type="checkbox"/>			12
19	Ortiz Jean Carlos (OP)						
20	Sanchez Sequiel (OH)	<input type="checkbox"/>	<input type="checkbox"/>	<input type="checkbox"/>			
21	Menendez David (MB)						
22	Rivera Josue (OH)	<input type="checkbox"/>	<input type="checkbox"/>	<input type="checkbox"/>			
24	L Berrios Gregory (L)	L	L	L			
25	Ruiz Juan (S)	<input type="checkbox"/>	<input checked="" type="checkbox"/>	<input checked="" type="checkbox"/>			

**Coach:** Abdell Otero (PUR)  
**Assistant:** Magdiel Rivera (PUR)

## TEAMS AND PLAYERS PERFORMANCES

Won Pts	Total Atts	No Name	Scoring Skills	Won Pts	Total Atts	No Name
37	74	<b>Total Team</b>		42	96	<b>Total Team</b>
14	27	9 Adames Figueroa Luis	<b>Spike</b>	10	23	16 Rivera Jackson (OH)
7	11	7 Frias Tavares Mario Emilio		9	21	8 Rivera Eddie (OH)
14	37	<b>Total Team</b>	<b>Block</b>	4	24	<b>Total Team</b>
5	13	7 Frias Tavares Mario Emilio		2	4	15 Nunez Josue (OH)
3	6	13 Mercedes Cruz Jonathan		2	6	9 Colon Jessie (MB)
1	72	<b>Total Team</b>	<b>Serve</b>	3	65	<b>Total Team</b>
1	13	9 Adames Figueroa Luis		2	14	16 Rivera Jackson (OH)
				1	9	9 Colon Jessie (MB)
23		<b>Total Team</b>	<b>Opp. error</b>	14		<b>Total Team</b>
75	183	<b>Total Team</b>	<b>Total</b>	63	185	<b>Total Team</b>

17	44	9 Adames Figueroa Luis	<b>Best Scorer</b>	12	39	16 Rivera Jackson (OH)
----	----	------------------------	--------------------	----	----	------------------------

Excellent	Total Atts	No Name	Non scoring Skills	Excellent	Total Atts	No Name
29	38	<b>Total Team</b>		40	54	<b>Total Team</b>
9	9	5 Mieses Feliz Enger Miguel	<b>Dig</b>	12	16	24 Berrios Gregory (L)
9	10	9 Adames Figueroa Luis		8	10	16 Rivera Jackson (OH)
24	67	<b>Total Team</b>	<b>Set</b>	31	87	<b>Total Team</b>
20	53	2 Alcantara Cabulla Cesar		20	53	25 Ruiz Juan (S)
39	53	<b>Total Team</b>	<b>Reception</b>	50	61	<b>Total Team</b>
16	17	9 Adames Figueroa Luis	Success - Faults	16	20	16 Rivera Jackson (OH)
9	13	8 Lopez Capellan Henry Ant.	# Attempts	19	23	24 Berrios Gregory (L)

■ Starting line-up    Pts = Points scored    [nn] = Captain  
 Substitute    Atts = Attempts    L = Libero  
 Opp = Opponent





# P-2 VOLLEYBALL • Match result



2015 Men's Panamerican Cup, Reno, Nevada, USA  
Preliminary Round Group B

**Match:** 10 **Date:** 8/14/2015 **Spectators:** 95  
**City:** Reno Nevada  
**Hall:** Reno Event Center  
**Match duration:** Start: 15:04 End: 16:40 Total: 1:36

Teams	Sets	1	2	3	4	5	Total
<b>MEX</b>	<b>1</b>	15	25	20	17		77
<b>VEN</b>	<b>3</b>	25	20	25	25		95
<b>Set duration</b>		0:20	0:24	0:21	0:22		1:27

**Referees:** CASADO Nicolas (ARG) & BELTRE Jose (DOM)

MEX • Mexico		1	2	3	4	5	Pts
1	Ceballos Humberto (MB)	■	■	■	■		5
2	Vargas Daniel (OP)	■	■	■	□		12
3	Serrano Aragon Jesus E. (S)	□			□		
5	L Rangel Jesus (L)	L	L	L	L		
7	Marquez Ivan (OP)	■	■	■	■		9
8	Araujo Ricardo (OH)						
9	Ugalde Campo Enrique (OH)						
10	Rangel Pedro (S)	■	■	■	■		7
11	Barajas Jorge (OH)	■	■	■	■		9
12	Martinez Jose (MB)	■	■	■	■		7
25	Ruiz de La Cruz Gonzalo (OH)		□	□	■		

**Coach:** Juan Roberto Vilches (CUB)  
**Assistant:** Adrian Delgado (MEX)

VEN • Venezuela		1	2	3	4	5	Pts
1	Viloria Paul (MB)						
2	Barreto Jhonlen (OH)			□	■	■	8
3	Gonzalez Fernando (OH)	■	■				6
4	L Mata Hector (L)	L	L	L	L		
5	Rodriguez Emerson (OP)	□	■	■	■		11
7	Valencia Gonzalez Edson A. (MB)	■	■	■			4
9	Carrasco Jose (S)	■					
10	Pinerua Urbina Kervin M. (OP)	■					1
12	Petit Melean Angel V. (S)	□	■	■	■		6
14	Montoya Martine Maximo A. (OH)					■	8
18	Quijada Jonathan (MB)				□	■	2
19	Rivas Willner (OH)	■	■	■			10
20	L Garcia Marquina Oscar E. (L)	L	L	L	L		
23	Maquez Ivan (MB)	■	■	■	■		10

**Coach:** Vincenzo Nacci (ITA)  
**Assistant:** Antonello Adriani (ITA)

## TEAMS AND PLAYERS PERFORMANCES

Won Pts	Total Atts	No Name
<b>40</b>	<b>97</b>	<b>Total Team</b>
10	20	2 Vargas Daniel (OP)
9	23	11 Barajas Jorge (OH)
<b>8</b>	<b>35</b>	<b>Total Team</b>
4	5	7 Marquez Ivan (OP)
2	6	2 Vargas Daniel (OP)
<b>1</b>	<b>78</b>	<b>Total Team</b>
1	15	10 Rangel Pedro (S)
<b>28</b>		<b>Total Team</b>
<b>77</b>	<b>210</b>	<b>Total Team</b>

12	38	2 Vargas Daniel (OP)
----	----	----------------------

Excellent	Total Atts	No Name
<b>26</b>	<b>39</b>	<b>Total Team</b>
13	17	5 Rangel Jesus (L)
4	6	2 Vargas Daniel (OP)
<b>25</b>	<b>85</b>	<b>Total Team</b>
20	63	10 Rangel Pedro (S)
<b>60</b>	<b>78</b>	<b>Total Team</b>
25	29	5 Rangel Jesus (L)
23	32	11 Barajas Jorge (OH)

■ Starting line-up Pts = Points scored [nn] = Captain  
□ Substitute Atts = Attempts L = Libero  
Opp = Opponent

Scoring Skills
<b>Spike</b>
<b>Block</b>
<b>Serve</b>
<b>Opp. error</b>
<b>Total</b>

Best Scorer
11

Non scoring Skills
<b>Dig</b>
<b>Set</b>
<b>Reception</b>
Success - Faults
# Attempts

Won Pts	Total Atts	No Name
<b>51</b>	<b>102</b>	<b>Total Team</b>
10	21	19 Rivas Willner (OH)
10	19	5 Rodriguez Emerson (OP)
<b>9</b>	<b>27</b>	<b>Total Team</b>
3	6	23 Maquez Ivan (MB)
2	3	14 Montoya Martine Maximo A.
<b>6</b>	<b>94</b>	<b>Total Team</b>
2	18	12 Petit Melean Angel V. (S)
1	3	14 Montoya Martine Maximo A.
<b>29</b>		<b>Total Team</b>
<b>95</b>	<b>223</b>	<b>Total Team</b>

11	33	5 Rodriguez Emerson (OP)
----	----	--------------------------

Excellent	Total Atts	No Name
<b>41</b>	<b>52</b>	<b>Total Team</b>
8	10	20 Garcia Marquina Oscar E.
7	8	2 Barreto Jhonlen (OH)
<b>32</b>	<b>95</b>	<b>Total Team</b>
26	68	12 Petit Melean Angel V. (S)
<b>54</b>	<b>65</b>	<b>Total Team</b>
20	23	19 Rivas Willner (OH)





# P-2 VOLLEYBALL • Match result



2015 Men's Panamerican Cup, Reno, Nevada, USA  
Preliminary Round Group A

**Match:** 11 **Date:** 8/14/2015 **Spectators:** 175  
**City:** Reno, Nevada  
**Hall:** Reno Event Center  
**Match duration:** **Start:** 17:15 **End:** 18:38 **Total:** 1:23

Teams	Sets	1	2	3	4	5	Total
<b>BRA</b>	<b>3</b>	25	25	25			75
<b>CAN</b>	<b>0</b>	17	19	23			59
<b>Set duration</b>		0:23	0:26	0:28			1:17

**Referees:** STANLEY, Bill (USA) & MARRERO, Miguel (PUR)

BRA • Brazil		1	2	3	4	5	Pts
1	Souza Alan (OP)						
2	Silva Wagner (OP)	■	■	■			13
3	Kock Eder Levi (MB)						
4	L Carvalho Filho Rogerio B. (L)	L	L	L			
5	Santos Leandro (MB)	■	■	■			8
6	Barreto Silva Carlos Eduardo (OH)	■	■	■			13
7	Kreling Fernando (S)		□	□			
8	Batagim Henrique (OH)						
9	Ferreira Joao (OH)		□	□			
10	Gualberto Flavio (MB)	■	■	■			11
11	Veloso Thiago (S)	■	■	■			1
12	Souza Douglas (OH)	■	■	■			14

**Coach:** Roberley Leonaldo (BRA)  
**Assistant:** Mauricio Paes (BRA)

CAN • Canada		1	2	3	4	5	Pts
1	L Groenveld Daniel J. (L)						
2	Fraser Bryan (OH)			□			
5	Maar Stephen T. (OH)	■	■	■			10
6	Walsh Brett (S)	■	■				1
7	Mclean Braden (MB)						
8	De Man Colton (OP)			□			
11	Jansen Vandoorn Daniel C. (MB)	■	■	■			4
14	Burt Max (MB)	■	■				3
16	Derocco Jason (OH)	■	■				1
17	Del Bianco Nick (OH)		□	■			8
19	L Bann Blair Cameron (L)	L	L	L			
21	Blankenau Jay (S)		□	■			1
24	Van Berkel Lucas (MB)		□	■			3
25	Schouten Casey Adam (OP)	■	■	■			11

**Coach:** Georges Laplante (CAN)  
**Assistant:** James Gravelle (CAN)

## TEAMS AND PLAYERS PERFORMANCES

Won Pts	Total Atts	No Name	Scoring Skills	Won Pts	Total Atts	No Name
<b>49</b>	<b>79</b>	<b>Total Team</b>		<b>38</b>	<b>79</b>	<b>Total Team</b>
13	24	12 Souza Douglas (OH)	<b>Spike</b>	10	19	5 Maar Stephen T. (OH)
12	16	2 Silva Wagner (OP)		10	18	25 Schouten Casey Adam (OP)
<b>9</b>	<b>32</b>	<b>Total Team</b>	<b>Block</b>	<b>2</b>	<b>20</b>	<b>Total Team</b>
5	11	10 Gualberto Flavio (MB)		1	3	21 Blankenau Jay (S)
3	4	6 Barreto Silva Carlos		1	5	11 Jansen Vandoorn Daniel C.
<b>2</b>	<b>72</b>	<b>Total Team</b>	<b>Serve</b>	<b>2</b>	<b>62</b>	<b>Total Team</b>
1	16	5 Santos Leandro (MB)		1	12	11 Jansen Vandoorn Daniel C.
1	12	12 Souza Douglas (OH)		1	11	25 Schouten Casey Adam (OP)
<b>15</b>		<b>Total Team</b>	<b>Opp. error</b>	<b>17</b>		<b>Total Team</b>
<b>75</b>	<b>183</b>	<b>Total Team</b>	<b>Total</b>	<b>59</b>	<b>161</b>	<b>Total Team</b>

14	38	12 Souza Douglas (OH)	<b>Best Scorer</b>	11	31	25 Schouten Casey Adam (OP)
----	----	-----------------------	--------------------	----	----	-----------------------------

Excellent	Total Atts	No Name	Non scoring Skills	Excellent	Total Atts	No Name
<b>28</b>	<b>35</b>	<b>Total Team</b>		<b>21</b>	<b>43</b>	<b>Total Team</b>
9	10	6 Barreto Silva Carlos	<b>Dig</b>	7	12	19 Bann Blair Cameron (L)
7	8	4 Carvalho Filho Rogerio B.		3	4	16 Derocco Jason (OH)
<b>15</b>	<b>71</b>	<b>Total Team</b>	<b>Set</b>	<b>24</b>	<b>76</b>	<b>Total Team</b>
15	62	11 Veloso Thiago (S)		13	34	21 Blankenau Jay (S)
<b>43</b>	<b>51</b>	<b>Total Team</b>	<b>Reception</b>	<b>46</b>	<b>63</b>	<b>Total Team</b>
11	12	12 Souza Douglas (OH)	<u>Success - Faults</u>	11	13	17 Del Bianco Nick (OH)
10	11	4 Carvalho Filho Rogerio B.	<u># Attempts</u>	16	24	5 Maar Stephen T. (OH)

■ Starting line-up    Pts = Points scored    [nn] = Captain  
□ Substitute        Atts = Attempts        L = Libero  
Opp = Opponent







# P-2 VOLLEYBALL • Match result



2015 Men's Panamerican Cup, Reno, Nevada, USA  
Preliminary Round Goup B

**Match:** 12 **Date:** 8/14/2015 **Spectators:** 275  
**City:** Reno Nevada  
**Hall:** Reno Event Center  
**Match duration:** **Start:** 19:10 **End:** 21:12 **Total:** 2:02

Teams	Sets	1	2	3	4	5	Total
<b>USA</b>	<b>1</b>	21	22	26	23		92
<b>ARG</b>	<b>3</b>	25	25	24	25		99
<b>Set duration</b>		0:26	0:30	0:27	0:30		1:53

**Referees:** ROBB Andrew (CAN) & CARDOSO Ivan (BRA)

USA • United States		1	2	3	4	5	Pts
1	Kessel Cody (OH)						
2	Jendryk II Jeffrey (MB)	■	■	■	■		10
3	Benesh Andrew (MB)	■	■				1
5	L Brinkley Michael (L)	L	L	L	L		
8	Langlois Jake (OH)	■			■		1
9	Mclvaine Graham (S)						
19	Nally Andrew (OH)	□	■	■	□		11
20	Walsh Robert (MB)			□	■	■	8
21	Patch Benjamin (OP)	■	■				9
22	Seif Jonah (S)	■	■	■	■		3
23	Petty Gregory (OH)	■	■	■	■		19
24	Russell Kyle (OP)			□	■	■	8

**Coach:** Nygaard, Jeffry (USA)  
**Assistant:** Mcmillan, Colin (USA)

ARG • Argentina		1	2	3	4	5	Pts
2	Vaca Alvarez Gustavo (OP)		□	□	■		3
3	Chirivino Maximiliano (S)		□	□	■	■	1
5	Villarruel Juan (OH)	■	■	■	■		9
7	Zanotti Lisandro (OH)	■	■	■	■		16
8	Gonzalez Demian (S)	■	■				
12	Martina Federico (OP)	■	■	■			11
13	Franetovich Federico (MB)	□		■	■		7
14	Luengas Ignacio (OH)				□		
15	Imhoff Facundo (MB)	■	■				5
16	Nielson Ramiro (OH)			□			
17	L Lopez Franco (L)				L	L	
18	Scarpin Maximiliano (MB)				□	■	2
20	Guzman Pablo (MB)	■	■	■			8
24	L Santucci Facundo (L)	L	L				

**Coach:** Martin Ariel Lopez (ARG)  
**Assistant:** Camilo Andres Soto (ARG)

## TEAMS AND PLAYERS PERFORMANCES

Won Pts	Total Atts	No Name	Scoring Skills	Won Pts	Total Atts	No Name
<b>49</b>	<b>115</b>	<b>Total Team</b>		<b>54</b>	<b>112</b>	<b>Total Team</b>
15	33	23 Petty Gregory (OH)	<b>Spike</b>	15	29	7 Zanotti Lisandro (OH)
8	20	19 Nally Andrew (OH)		9	21	12 Martina Federico (OP)
<b>14</b>	<b>39</b>	<b>Total Team</b>	<b>Block</b>	<b>5</b>	<b>33</b>	<b>Total Team</b>
3	5	2 Jendryk II Jeffrey (MB)		2	5	12 Martina Federico (OP)
3	5	22 Seif Jonah (S)	<b>Serve</b>	1	4	5 Villarruel Juan (OH)
<b>7</b>	<b>92</b>	<b>Total Team</b>		<b>3</b>	<b>98</b>	<b>Total Team</b>
4	17	23 Petty Gregory (OH)	<b>Opp. error</b>	1	23	5 Villarruel Juan (OH)
2	18	2 Jendryk II Jeffrey (MB)	<b>Total</b>	1	5	13 Franetovich Federico (MB)
<b>22</b>		<b>Total Team</b>		<b>37</b>		<b>Total Team</b>
<b>92</b>	<b>246</b>	<b>Total Team</b>		<b>99</b>	<b>243</b>	<b>Total Team</b>

19	52	23 Petty Gregory (OH)	<b>Best Scorer</b>	16	48	7 Zanotti Lisandro (OH)
----	----	-----------------------	--------------------	----	----	-------------------------

Excellent	Total Atts	No Name	Non scoring Skills	Excellent	Total Atts	No Name
<b>41</b>	<b>56</b>	<b>Total Team</b>		<b>48</b>	<b>65</b>	<b>Total Team</b>
8	11	5 Brinkley Michael (L)	<b>Dig</b>	10	14	24 Santucci Facundo (L)
8	11	19 Nally Andrew (OH)		9	10	5 Villarruel Juan (OH)
<b>9</b>	<b>109</b>	<b>Total Team</b>	<b>Set</b>	<b>34</b>	<b>106</b>	<b>Total Team</b>
9	99	22 Seif Jonah (S)		21	48	8 Gonzalez Demian (S)
<b>67</b>	<b>85</b>	<b>Total Team</b>	<b>Reception</b>	<b>60</b>	<b>74</b>	<b>Total Team</b>
34	39	5 Brinkley Michael (L)	<u>Success - Faults</u>	14	15	17 Lopez Franco (L)
20	23	19 Nally Andrew (OH)	<u># Attempts</u>	16	20	5 Villarruel Juan (OH)

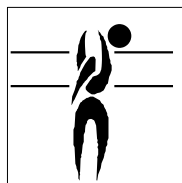
■ Starting line-up    Pts = Points scored    [nn] = Captain  
□ Substitute        Atts = Attempts        L = Libero  
Opp = Opponent





# P-5 VOLLEYBALL • Players ranking by skills

## 2015 Men's Panamerican Cup, Reno, Nevada, USA



### Best Scorers

Rk	No	Name	Team	Spike	Block	Serve	Total
1	9	Adames Figueroa Luis David (OH)	DOM	40	3	3	46
2	7	Zanotti Lisandro (OH)	ARG	38	4	3	45
3	12	Souza Douglas (OH)	BRA	36	2	3	41
4	16	Rivera Jackson (OH)	PUR	35	0	5	40
4	8	Lopez Capellan Henry Ant. (OH)	DOM	32	5	3	40
6	11	Barajas Jorge (OH)	MEX	38	0	0	38
7	2	Silva Wagner (OP)	BRA	34	3	0	37
8	12	Martina Federico (OP)	ARG	31	5	0	36
9	4	Hernandez Wilfrido (OP)	DOM	34	0	0	34
9	2	Vargas Daniel (OP)	MEX	30	4	0	34
9	5	Villarruel Juan (OH)	ARG	30	3	1	34
12	25	Schouten Casey Adam (OP)	CAN	24	2	7	33
13	20	Guzman Pablo (MB)	ARG	27	2	2	31
14	21	Patch Benjamin (OP)	USA	26	4	0	30
15	10	Gualberto Flavio (MB)	BRA	21	8	0	29
15	10	Pinerua Urbina Kervin M. (OP)	VEN	26	1	2	29
17	11	Torres Maurice (OP)	PUR	25	2	0	27
17	6	Barreto Silva Carlos Eduardo (OH)	BRA	22	4	1	27
17	23	Maquez Ivan (MB)	VEN	19	4	4	27
20	23	Petty Gregory (OH)	USA	20	1	5	26
21	19	Rivas Willner (OH)	VEN	23	0	2	25
22	5	Maar Stephen T. (OH)	CAN	22	2	0	24
22	19	Nally Andrew (OH)	USA	17	4	3	24
22	7	Frias Tavares Mario Emilio (MB)	DOM	15	9	0	24
25	1	Ceballos Humberto (MB)	MEX	16	4	1	21
26	8	Langlois Jake (OH)	USA	19	0	1	20
26	24	Russell Kyle (OP)	USA	17	3	0	20
28	9	Ferreira Joao (OH)	BRA	18	1	0	19
28	5	Santos Leandro (MB)	BRA	13	5	1	19
28	15	Imhoff Facundo (MB)	ARG	17	2	0	19
28	2	Jendryk II Jeffrey (MB)	USA	13	4	2	19
32	17	Del Bianco Nick (OH)	CAN	15	1	2	18
32	12	Martinez Jose (MB)	MEX	14	4	0	18
32	16	Derocco Jason (OH)	CAN	13	4	1	18
32	10	Rangel Pedro (S)	MEX	12	3	3	18
36	3	Gonzalez Fernando (OH)	VEN	15	1	1	17
36	8	De Man Colton (OP)	CAN	14	1	2	17
38	11	Jansen Vandoorn Daniel C. (MB)	CAN	9	5	2	16
39	9	Colon Jessie (MB)	PUR	9	5	1	15
39	18	Quijada Jonathan (MB)	VEN	9	6	0	15
39	14	Montoya Martine Maximo A. (OH)	VEN	9	4	2	15
42	8	Rivera Eddie (OH)	PUR	12	1	1	14
42	15	Nunez Josue (OH)	PUR	11	3	0	14
42	5	Rodriguez Emerson (OP)	VEN	13	0	1	14
42	13	Franetovich Federico (MB)	ARG	10	3	1	14
42	20	Walsh Robert (MB)	USA	8	5	1	14
47	25	Ruiz de La Cruz Gonzalo (OH)	MEX	12	1	0	13
47	24	Van Berkel Lucas (MB)	CAN	12	1	0	13
47	7	Marquez Ivan (OP)	MEX	9	4	0	13
50	2	Barreto Jhonlen (OH)	VEN	11	1	0	12
<b>Total tournament</b>				<b>1,081</b>	<b>191</b>	<b>78</b>	<b>1,350</b>





## Best Spikers

Limit: 15.00%

Rk	No	Name	Team	Spikes	Faults	Shots	Total Attempts	Succ. %
1	2	Silva Wagner (OP)	BRA	34	5	14	53	64.15
2	12	Souza Douglas (OH)	BRA	36	9	13	58	62.07
3	16	Rivera Jackson (OH)	PUR	35	7	21	63	55.56
4	7	Zanotti Lisandro (OH)	ARG	38	9	23	70	54.29
5	6	Barreto Silva Carlos Eduardo (OH)	BRA	22	7	12	41	53.66
6	4	Hernandez Wilfrido (OP)	DOM	34	13	19	66	51.52
7	11	Barajas Jorge (OH)	MEX	38	19	17	74	51.35
8	12	Martina Federico (OP)	ARG	31	10	21	62	50.00
9	25	Schouten Casey Adam (OP)	CAN	24	9	16	49	48.98
10	19	Rivas Willner (OH)	VEN	23	8	16	47	48.94
<b>Total Tournament</b>				1,081	399	805	2,285	47.31




## Best Blockers

Rk	No	Name	Team	Kill Blocks	Faults	Rebounds	Total Attempts	Avg. by set
1	10	Gualberto Flavio (MB)	BRA	8	8	5	21	0.89
2	7	Frias Tavares Mario Emilio (MB)	DOM	9	14	6	29	0.82
3	13	Mercedes Cruz Jonathan (OP)	DOM	7	6	1	14	0.64
4	9	Colon Jessie (MB)	PUR	5	7	7	19	0.56
5	5	Santos Leandro (MB)	BRA	5	10	2	17	0.56
6	18	Quijada Jonathan (MB)	VEN	6	8	5	19	0.55
7	7	Mclean Braden (MB)	CAN	6	6	2	14	0.55
8	22	Seif Jonah (S)	USA	6	5	-	11	0.55
9	8	Lopez Capellan Henry Ant. (OH)	DOM	5	2	5	12	0.45
10	11	Jansen Vandoorn Daniel C. (MB)	CAN	5	8	6	19	0.45
<b>Total Tournament</b>				191	353	189	733	4.55



## Best Servers

Rk	No	Name	Team	Aces	Faults	Serve Hits	Total Attempts	Avg. by set
1	25	Schouten Casey Adam (OP)	CAN	7	8	14	29	0.64
2	16	Rivera Jackson (OH)	PUR	5	9	24	38	0.56
3	23	Petty Gregory (OH)	USA	5	7	27	39	0.45
4	23	Maquez Ivan (MB)	VEN	4	9	30	43	0.36
5	12	Souza Douglas (OH)	BRA	3	8	23	34	0.33
6	9	Adames Figueroa Luis David (OH)	DOM	3	5	42	50	0.27
7	7	Zanotti Lisandro (OH)	ARG	3	5	32	40	0.27
8	8	Lopez Capellan Henry Ant. (OH)	DOM	3	8	25	36	0.27
9	10	Rangel Pedro (S)	MEX	3	13	31	47	0.27
10	19	Nally Andrew (OH)	USA	3	8	14	25	0.27
<b>Total Tournament</b>				78	301	1,526	1,905	1.86



## Best Diggers

Rk	No	Name	Team	Digs	Faults	Receptions	Total Attempts	Avg. by set
1	5	Brinkley Michael (L)	USA	38	4	2	44	3.45
2	24	Berrios Gregory (L)	PUR	28	12	-	40	3.11
3	24	Santucci Facundo (L)	ARG	33	9	5	47	3.00
4	5	Mieses Feliz Enger Miguel (L)	DOM	32	6	-	38	2.91
5	5	Rangel Jesus (L)	MEX	24	10	3	37	2.18
6	16	Rivera Jackson (OH)	PUR	19	4	-	23	2.11
7	11	Torres Maurice (OP)	PUR	18	3	2	23	2.00
8	4	Carvalho Filho Rogerio B. (L)	BRA	17	4	-	21	1.89
9	20	Garcia Marquina Oscar E. (L)	VEN	20	3	3	26	1.82
10	9	Adames Figueroa Luis David (OH)	DOM	20	7	1	28	1.82
<b>Total Tournament</b>				862	264	47	1,173	20.52



## Best Setters

Rk	No	Name	Team	Running Sets	Faults	Still Sets	Total Attempts	Avg. by set
1	8	Gonzalez Demian (S)	ARG	91	2	99	192	8.27
2	11	Veloso Thiago (S)	BRA	61	-	121	182	6.78
3	10	Rangel Pedro (S)	MEX	63	2	152	217	5.73
4	6	Walsh Brett (S)	CAN	56	4	93	153	5.09
5	9	Carrasco Jose (S)	VEN	45	1	85	131	4.09
6	2	Alcantara Cabulla Cesar Junior (S)	DOM	42	-	121	163	3.82
7	2	Goas Edgardo (S)	PUR	33	1	106	140	3.67
8	22	Seif Jonah (S)	USA	38	4	161	203	3.45
9	21	Blankenau Jay (S)	CAN	34	1	72	107	3.09
10	12	Petit Melean Angel V. (S)	VEN	32	-	72	104	2.91
<b>Total Tournament</b>				588	23	1,594	2,205	14.00



## Best Receivers


Limit: 20.00%

Rk	No	Name	Team	Excellents	Faults	Serve Receptions	Total Attempts	Eff. %
1	4	Carvalho Filho Rogerio B. (L)	BRA	40	1	1	42	92.86
2	8	Lopez Capellan Henry Ant. (OH)	DOM	37	-	7	44	84.09
3	5	Brinkley Michael (L)	USA	68	2	9	79	83.54
4	5	Villarruel Juan (OH)	ARG	56	4	3	63	82.54
5	12	Souza Douglas (OH)	BRA	45	3	4	52	80.77
6	5	Rangel Jesus (L)	MEX	81	4	12	97	79.38
7	24	Santucci Facundo (L)	ARG	41	4	2	47	78.72
8	5	Mieses Feliz Enger Miguel (L)	DOM	57	3	11	71	76.06
9	16	Rivera Jackson (OH)	PUR	50	4	7	61	75.41
10	7	Zanotti Lisandro (OH)	ARG	56	3	12	71	74.65
<b>Total Tournament</b>				1,311	103	188	1,602	75.41



# P-5 VOLLEYBALL • Players ranking by skills

2015 Men's Panamerican Cup, Reno, Nevada, USA



## Best Liberos

Rk	No	Name	Team	Excellents	Faults	In play	Total attempts	Avg. by set
1	5	Brinkley Michael (L)	USA	106	6	11	123	9.64
2	5	Rangel Jesus (L)	MEX	105	14	15	134	9.55
3	5	Miseses Feliz Enger Miguel (L)	DOM	89	9	11	109	8.09
4	24	Berrios Gregory (L)	PUR	69	19	7	95	7.67
5	24	Santucci Facundo (L)	ARG	74	13	7	94	6.73
6	4	Carvalho Filho Rogerio B. (L)	BRA	57	5	1	63	6.33
7	1	Groenveld Daniel J. (L)	CAN	50	4	4	58	4.55
8	4	Mata Hector (L)	VEN	50	5	7	62	4.55
9	19	Bann Blair Cameron (L)	CAN	45	11	4	60	4.09
10	17	Lopez Franco (L)	ARG	21	4		25	1.91
11	20	Garcia Marquina Oscar E. (L)	VEN	20	3	3	26	1.82







## Best Spikers

Limit: 15.00%

Rk	Team	Spikes	Faults	Shots	Total Attempts	Succ. %
1	BRA Brazil	148	25	60	233	63.52
2	ARG Argentina	161	54	93	308	52.27
3	VEN Venezuela	134	50	103	287	46.69
4	MEX Mexico	135	59	105	299	45.15
5	DOM Dominican Republic	130	58	101	289	44.98
6	CAN Canada	131	51	119	301	43.52
7	PUR Puerto Rico	104	53	87	244	42.62
8	USA United States	138	49	137	324	42.59
<b>Total Tournament</b>		1,081	399	805	2,285	47.31



## Best Blockers

Rk	Team	Kill Blocks	Faults	Rebounds	Total Attempts	Avg. by set
1	USA United States	32	50	16	98	2.91
2	BRA Brazil	25	40	19	84	2.78
3	CAN Canada	30	44	23	97	2.73
4	DOM Dominican Republic	27	50	31	108	2.45
5	VEN Venezuela	22	38	20	80	2.00
6	ARG Argentina	21	44	23	88	1.91
7	MEX Mexico	20	46	33	99	1.82
8	PUR Puerto Rico	14	41	24	79	1.56
<b>Total Tournament</b>		191	353	189	733	4.55




## Best Servers

Rk	Team	Aces	Faults	Serve Hits	Total Attempts	Avg. by set
1	CAN Canada	16	39	188	243	1.45
2	USA United States	15	51	195	261	1.36
3	VEN Venezuela	14	48	193	255	1.27
4	PUR Puerto Rico	9	31	146	186	1.00
5	DOM Dominican Republic	8	29	205	242	0.73
6	ARG Argentina	7	36	222	265	0.64
7	BRA Brazil	5	35	179	219	0.56
8	MEX Mexico	4	32	198	234	0.36
<b>Total Tournament</b>		78	301	1,526	1,905	1.86



# P-6 VOLLEYBALL • Teams ranking by skills

## 2015 Men's Panamerican Cup, Reno, Nevada, USA



### Best Diggers

Rk	Team	Digs	Faults	Receptions	Total Attempts	Avg. by set
1	ARG Argentina	129	35	8	172	11.73
2	PUR Puerto Rico	102	26	4	132	11.33
3	USA United States	121	31	6	158	11.00
4	VEN Venezuela	115	27	11	153	10.45
5	DOM Dominican Republic	110	34	4	148	10.00
6	CAN Canada	108	43	6	157	9.82
7	MEX Mexico	100	43	8	151	9.09
8	BRA Brazil	77	25	-	102	8.56
<b>Total Tournament</b>		862	264	47	1,173	20.52



### Best Setters

Rk	Team	Running Sets	Faults	Still Sets	Total Attempts	Avg. by set
1	ARG Argentina	112	2	184	298	10.18
2	CAN Canada	91	7	201	299	8.27
3	BRA Brazil	66	-	156	222	7.33
4	VEN Venezuela	77	3	198	278	7.00
5	MEX Mexico	70	2	202	274	6.36
6	PUR Puerto Rico	55	2	183	240	6.11
7	DOM Dominican Republic	63	1	218	282	5.73
8	USA United States	54	6	252	312	4.91
<b>Total Tournament</b>		588	23	1,594	2,205	14.00



### Best Receivers

Limit: 20.00%

Rk	Team	Excellents	Faults	Serve Receptions	Total Attempts	Eff. %
1	BRA Brazil	135	10	13	158	79.11
2	ARG Argentina	167	13	18	198	77.78
3	USA United States	189	13	25	227	77.53
4	CAN Canada	172	11	27	210	76.67
5	DOM Dominican Republic	164	12	28	204	74.51
6	MEX Mexico	185	15	30	230	73.91
7	VEN Venezuela	154	14	25	193	72.54
8	PUR Puerto Rico	145	15	22	182	71.43
<b>Total Tournament</b>		1,311	103	188	1,602	75.41





### Dominican Republic Advances to Quarterfinals

**RENO, USA (Aug. 14, 2015)** – Dominican Republic advanced to the quarterfinals of the Pan American Cup with a 25-22, 25-22, 25-19 win over Puerto Rico on Friday at the Reno Events Center.

Dominican Republic (1-2) will play in one quarterfinal on Saturday. Puerto Rico (0-3) will play for 5th-8<sup>th</sup> place starting on Sunday.

Dominican Republic found its consistency and played a solid match, leading in blocks (14-4) and scoring on 23 Puerto Rico errors while committing only 14. Puerto Rico led in spikes (42-37), but had a hitting efficiency of .198 as compared to .405 for Dominican Republic. Puerto Rico also led in aces (3-1), but had 12 service errors.

Dominican Republic outside hitter Luis Adames led all scorers with 17 points on a match-high 14 spikes, two blocks and one ace. Middle blocker Mario Frias added 12 points on seven spikes and a match-high five blocks.

Puerto Rico outside hitter Jackson Rivera led his team with 12 points on 20 spikes and a match-high two aces.

Dominican Republic led 19-16 in the first set before Puerto Rico came back to tie the score at 22-22. Adames responded with a spike followed by a Dominican block and Puerto Rican hitting error to give the Dominican the win.

The second set was again tied at 22-22 when the Dominican Republic scored twice to reach set point. Puerto Rico argued a call and was issued a red card after receiving a yellow card earlier. Dominican Republic got the point and won the set.

Puerto Rico struggled to regain its composure in the third set and fell behind 19-13 before losing 25-19.

Dominican Republic Coach Jose Alvarez Cutino

“Today we came to play the way we were supposed to. We’re finally reaching our peak after our third match and each match we’ve been playing better than the first one. We didn’t serve well but in all other aspects we were good. I’m very happy with the way we performed.”

Puerto Rico Coach Abdell Otero

“We fought in the beginning of the sets but today we were not tough mentally. They want to win but we’re not doing it as a team. We just have to keep pushing.”

Dominican Republic Captain Jonathan Mercedes

“I’m very happy that we’re clicking now,” “The coaches are putting everything together and we’re making it click.”



### Venezuela Makes it to Quarterfinals with Win

**RENO, USA (Aug. 14, 2015)** – Venezuela assured itself a spot in the quarterfinals with a 25-15, 20-25, 25-20, 25-17 win over Mexico on Friday at the Pan American Cup at the Reno Events Center.

The victory assures Venezuela (2-1) of a spot in at least the quarterfinals, which will be played on Saturday. Mexico (0-3) will play for 5<sup>th</sup>-8<sup>th</sup> place starting on Sunday.

Almost every player on Venezuela's roster started at least one set as it led Mexico in spikes (51-40), blocks (9-8) and aces (6-1). Venezuela's hitting percentage was .314 as compared to Mexico's .186. At times, Mexico's emotions got the better of the young team, which caused mistakes.

Opposite Emerson Rodriguez led Venezuela with 11 points on 10 spikes and one ace. Outside hitter Willner Ricas and middle blocker Ivan Maquez each added 10 points.

Mexico was paced by opposite Daniel Vargas with 12 points 10 spikes and two blocks. Opposite Ivan Marquez had match-high four blocks.

Venezuela Coach Vincenzo Nacci

"Today we had to win to come in second place in our group. I wanted to use all of our players to get to have them ready when the moment comes. Tomorrow is a very important game so we'll see how it works out. This match gives us more confidence to win a medal."

Venezuela Captain Kervin Pinerua

"It was a good match and I'm happy used all of our players in preparation for the quarterfinals," "I'm really happy with the way the younger players handled their responsibilities. We're getting better every day."

Mexico Coach Juan Roberto Vilches

"We're children playing volleyball," "We killed ourselves with losing our concentration in the match. The level of play went down, started arguing amongst ourselves, we're coaches not magicians. If the athlete doesn't give 100 percent the coach cannot get it out of him on the court."

Mexico Captain Daniel Vargas

"We started well in the beginning but then we went down in the quality of our game. This is all a reflection of what we didn't back home. We didn't prepare well. There are more games to be played so I expect the attitude to improve."



### **Brazil Finishes Pool Play Undefeated**

**RENO, USA (Aug. 14, 2015)** – Brazil secured its spot in the semifinals with a 25-17, 25-19, 25-23 win over Canada on Thursday at the Pan American Cup at the Reno Events Center.

Brazil (3-0), which is using the Pan American Cup to prepare for the FIVB Under-23 World Championship, will advance directly to Sunday's semifinals. Canada (2-1) will play in Saturday's quarterfinals.

Brazil led Canada in spikes (49-38) and blocks (9-2). The teams tied in aces (2-2) and Canada scored 17 points off Brazil errors while committing 15. Brazil's hitting efficiency was .506 while Canada's was .329.

Brazil outside hitter Douglas Souza led all scorers with 14 points on a match-high 13 spikes and one ace. Outside hitter Carlos Barreto added 13 points on 10 spikes and three blocks. Middle blocker Flavio Gualberto had a match-high five blocks.

Canada was led by opposite Casey Schouten with 11 points on 10 spikes and one ace. Outside hitter Stephen Maar totaled 10 points on 10 spikes.

Canada had its best effort in the third set when it led 20-18. But Brazil responded with a 4-0 scoring run to end the threat.

**Brazil Captain Thiago Veloso**

"It was a great match and I think we are getting better and better each day. This is our goal, to train each day to get better. We're very happy to be in the semifinal and we're working to play better every day."

**Brazil Coach Roberley Leonaldo**

It was a good match. We played really well in the first and second sets and we made fewer mistakes in our serve. Our blocking could be better as well as our defense, in the third set we had some problems there. The team needed what they needed to do to win. Every day we have to improve and we'll do that for the semifinals.

**Canada Captain Brett Walsh**

"We're not too happy with our performance. Credit to Brazil they were a good team that played a great match against us. We have some work to do and things to fix to be successful going forward. They executed really well and we weren't able adjust. We weren't quite ready to play their style of game. In the next couple of days and hopefully we'll improve."

**Canada Coach Georges Laplante**

"We didn't pass well in the beginning. We need to be a bit more ready and our serve was not as effective and we were hesitating at certain points which created doubt and that's not good. We'll be ready for tomorrow."





**RENO, USA (Aug. 14, 2015)** – Argentina advanced to the semifinals of the Pan American Cup with a 25-21, 25-22, 24-26, 25-23 win over the United States on Friday at the Reno Events Center.

Argentina (3-0) won Pool B and will advance straight to Sunday's semifinals. The U.S. (2-1) finished third in Pool B and will play Canada (2-1) in the 7 p.m. quarterfinal on Saturday.

The U.S. team has only been practicing together a short time and Argentina took advantage of its weaknesses, particularly in passing. Argentina led in spikes (54-49) and scored on 37 U.S. errors while committing 22.

The U.S. led in blocks (14-5) and aces (7-3). Argentina had a hitting efficiency of .287 while the United States' was .252.

Argentina outside hitter Lisandro Zanotti led his team with 16 points on 15 spikes and one block. Opposite Federico Martina added 11 points on nine spikes and two blocks.

U.S. outside hitter Greg Petty led all scorers with 15 attacks and a match-high four aces. Outside hitter AJ Nally totaled 11 points on eight spikes and one ace. Middle blocker Jeff Jendryk and setter Jonah Seif each had three blocks for the U.S.

After winning the first two sets, Argentina led 19-14 in the third. The U.S. got a 4-0 run to pull to within one point. Argentina reached match point at 24-22, but had a serving error followed by a hitting error to tie the score. A block from Seif followed by another Argentina error gave the U.S. the win.

The fourth set was tied at 21-21 when the U.S. had a serving error and net violation to put Argentina up 23-21. Petty got his final spike of the night to pull to within one. But Argentina came back with a kill. Argentina's serving error gave the U.S. its final point before Argentina's kill ended the match.

Argentina Head Coach Martin Ariel Lopez

"It was a tough because we both we're looking for first place in the pool. We knew that we had an advantage of the number of sets won and we were patient in the match to let it flow and develop into what we wanted. I'm happy because everyone has been developing and I was able to use the bench. Even in losing the third set we maintained a rhythm. We wanted to reach the semifinals and we're there."

Argentina Captain Demian Gonzalez

"We feel good physically. We achieved our objective to advance to the next round. We used the bench which was great for us so we can save our starters for the next match."

U.S. Head Coach Jeff Nygaard

"We learned a couple of things; we have the physical ability to compete at this level and have success. The thing we need is consistency of that physicality. We played a team that was exceptionally skilled and



intelligent and they had the physicality when they needed it, they had great ball control, we just gave up some runs. The lack of team experience showed, and they took advantage of it.”

U.S. Captain AJ Nally

“We’re getting there. Is going to be really good when we finally click. They were a really good team. They put pressure on us but I like how we fought back. It was great. We gave them some energy, some new looks with new players that came in and we did a good job. It’s going to be scary when we start clicking.”