



Argentina



Brazil



Canada



Dominican Rep



Mexico



Puerto Rico



USA



Venezuela



**NORCECA**

Volleyball Confederation

# Daily Bulletin #5

## Boletín Diario

Saturday, Aug. 15, 2015 \* Sábado 15 de Agosto 2015





## Calendario y Formato de Competencia / Competition Format and Match Schedule

GROUP-A												
No.	Date	Time	Teams		Set	Result per set (points)					POSITION	
						1	2	3	4	5		
2	12-ago	15:00	BRAZIL	vs	DOMINICAN REPUBLIC	3-0	25-19	25-21	25-22			1. BRAZIL
3	12-ago	17:00	CANADA	vs	PUERTO RICO	3-0	25-20	25-21	25-19			2. CANADA
5	13-ago	13:00	CANADA	vs	DOMINICAN REPUBLIC	3-2	25-18	25-21	27-29	17-29	15-13	
7	13-ago	17:00	PUERTO RICO	vs	BRAZIL	3-0	22-25	22-25	14-25			3. DOMINICAN REPUBLIC
9	14-ago	13:00	DOMINICAN REPUBLIC	vs	PUERTO RICO	3-0	25-22	25-22	25-19			
11	14-ago	17:00	BRAZIL	vs	CANADA	3-0	25-17	25-19	25-23			4. PUERTO RICO

GROUP-B												
No.	Date	Time	Teams		Set	Result per set (points)					POSITION	
						1	2	3	4	5		
1	12-ago	13:00	ARGENTINA	vs	MEXICO	3-1	25-22	25-18	20-25	25-15		1. ARGENTINA
4	12-ago	19:00	UNITED STATES	vs	VENEZUELA	1-3	25-20	21-25	23-25	18-25		2. VENEZUELA
6	13-ago	15:00	VENEZUELA	vs	ARGENTINA	0-3	23-25	21-25	21-25			
8	13-ago	19:00	UNITED STATES	vs	MEXICO	3-0	30-28	25-22	27-25			3. UNITED STATES
10	14-ago	15:00	MEXICO	vs	VENEZUELA	1-3	15-25	25-20	20-25	17-25		
12	14-ago	19:00	UNITED STATES	vs	ARGENTINA	1-3	21-25	22-25	26-24	23-25		4. MEXICO

QUARTERFINALS											
No.	Date	Time	Teams		Set	Result per set (points)					
						1	2	3	4	5	
13	15-ago	17:00	CANADA	vs	UNITED STATES	3-2	27-29	25-18	25-21	20-25	19-17
14	15-ago	19:00	VENEZUELA	vs	DOMINICAN REPUBLIC	3-0	25-23	25-17	25-20		

CLASSIFICATIONS 5/8											
No.	Date	Time	Teams		Set	Result per set (points)					
						1	2	3	4	5	
15	16-ago	13:00	MEXICO	vs	DOMINICAN REPUBLIC	0-0					
16	16-ago	15:00	PUERTO RICO	vs	UNITED STATES						

SEMIFINALS											
No.	Date	Time	Teams		Set	Result per set (points)					
						1	2	3	4	5	
17	16-ago	17:00	ARGENTINA	vs	CANADA	0-0					
18	16-ago	19:00	BRAZIL	vs	VENEZUELA						

FINAL CLASSIFICATION 7/8											
No.	Date	Time	Teams		Set	Result per set (points)					
						1	2	3	4	5	
19	17-ago	13:00	Loser of M15	vs	Loser of M16	0-0					

FINAL CLASSIFICATION 5/6											
No.	Date	Time	Teams		Set	Result per set (points)					
						1	2	3	4	5	
20	17-ago	15:00	Winner of M15	vs	Winner of M16	0-0					

FINALS											
No.	Date	Time	Teams		Set	Result per set (points)					
						1	2	3	4	5	
21	17-ago	17:00	Loser of M17	vs	Loser of M18	0-0					
22	17-ago	19:00	Winner of M17	vs	Winner of M18						

\*NOTE1: For the Classification, Quarterfinal and Semifinal Rounds, according to the FIVB General Competition Regulations, it must be avoided that teams from the same group play each other.

\*NOTE2: According to the established competition format and the FIVB General Regulations, for the Classification, Quarterfinal and Semifinal Rounds, if three teams from the same group qualify, the match between highest ranked team and lowest ranked team of their Preliminary Round will be repeated.

\*NOTE3: Loser of M14 = Loser of Match #14, etc.



Día / Day	Hora / Time	Competition Venue - Reno Events Center	Training Court 1 - <u>Northern Nevada Juniors Volleyball Club Facilities</u>	Training Court 2 - <u>Northern Nevada Juniors Volleyball Club Facilities</u>
16-ago-15	8:00		PUR (4th A) (15:00)	USA Loser ( M13) (15:00)
	9:30		ARG (1st B) (17:00)	CAN Winner (M13) (17:00)
	11:00		BRA (1st A) (19:00)	VEN Winner (M14) (19:00)
	13:00	MEX (4th B) vs DOM Loser (M14)		
	15:00	PUR (4th A) vs USA Loser ( M13)		
	17:00	ARG (1st B) vs CAN Winner (M13)		
	19:00	BRA (1st A) vs VEN Winner (M14)	MEX (4th B) (13:00)	DOM Loser ( M14) (13:00)
17-ago-15	8:00		Winner of M15 (15:00)	Winner of M16 (15:00)
	9:30		Loser of M17 (17:00)	Loser of M18 (17:00)
	11:00		Winner of M17(19:00)	Winner of M18 (19:00)
	13:00	Loser of M15 vs Loser of M16		
	15:00	Winner of M15 vs Winner of M16		
	17:00	Loser of M17 vs Loser of M18		
	19:00	Winner of M17 vs Winner of M18		





FEDERATION  
INTERNATIONALE  
DE VOLLEYBALL



**O-1** UNIFORM COLOURS  
Couleur de l'uniforme

CITY: Ville: **Reno, Nevada, USA**

DATE: **15/ago/2015** TIME: Heure: **21:30**

REGISTERED COLOURS / Couleurs enregistrées :  
(ONLY SHIRT COLOUR - seulement la couleur du maillot)

POOL/PHASE: Groupe/Phase **Semifinals**

	ARG ▼	BRA ▼	CAN ▼	VEN ▼	▼	▼
1	Sky/Blue	Yellow	Black	White	-	-
2	Navy/Blue	Blue	White	Card.	-	-
3	White	White	Red	Blue	-	-

**MATCH SCHEDULE**  
Calendrier des matches

DATE:	No. Match	Team Equipe	
		A	B
16/ago/2015	17	ARG	CAN
16/ago/2015	18	BRA	VEN

**TEAMS CHOICE (1-2 OR 3)**  
Choix des équipes (1-2 ou 3)

1st CHOICE 1er Choix A		LIBERO UNIFORM	
A	B	A	B
		Navy/B	White
		Yellow	Blue

**FIVB DECISION**  
Décision de la FIVB

A	B
Sky/B	Red
White	Card.



# P-4 VOLLEYBALL • Collated results & ranking

2015 Men's Panamerican Cup, Reno, Nevada, USA  
Results of Saturday, August 15, 2015



## MATCH RESULTS

### Preliminary Round Group A

No	Date	Teams	Set	Result per set (points)					Total Points	Time	Spectators
				1	2	3	4	5			
2	8/12/2015	BRA - DOM	3-0	25-19	25-21	25-22			75- 62	1:24	150
3	8/12/2015	CAN - PUR	3-0	25-20	25-21	25-19			75- 60	1:24	200
5	8/13/2015	CAN - DOM	3-2	25-18	25-21	27-29	17-25	15-13	109-106	2:19	150
7	8/13/2015	PUR - BRA	0-3	22-25	22-25	14-25			58- 75	1:22	250
9	8/14/2015	DOM - PUR	3-0	25-22	25-22	25-19			75- 63	1:24	50
11	8/14/2015	BRA - CAN	3-0	25-17	25-19	25-23			75- 59	1:23	175

### Preliminary Round Group B

No	Date	Teams	Set	Result per set (points)					Total Points	Time	Spectators
				1	2	3	4	5			
1	8/12/2015	ARG - MEX	3-1	25-22	25-18	20-25	25-15		95- 80	1:39	150
4	8/12/2015	USA - VEN	1-3	25-20	21-25	23-25	18-25		87- 95	1:49	250
6	8/13/2015	VEN - ARG	0-3	23-25	21-25	21-25			65- 75	1:23	250
8	8/13/2015	USA - MEX	3-0	30-28	25-22	27-25			82- 75	1:34	375
10	8/14/2015	MEX - VEN	1-3	15-25	25-20	20-25	17-25		77- 95	1:36	95
12	8/14/2015	USA - ARG	1-3	21-25	22-25	26-24	23-25		92- 99	2:02	275

### Quarterfinals

No	Date	Teams	Set	Result per set (points)					Total Points	Time	Spectators
				1	2	3	4	5			
13	8/15/2015	CAN - USA	3-2	27-29	25-18	25-21	20-25	19-17	116-110	2:24	500
14	8/15/2015	VEN - DOM	3-0	25-23	25-17	25-20			75- 60	1:18	172

### Classification 5/8

No	Date	Teams	Set	Result per set (points)					Total Points	Time	Spectators
				1	2	3	4	5			
15	8/16/2015	MEX - DOM									
16	8/16/2015	PUR - USA									

### Semifinals

No	Date	Teams	Set	Result per set (points)					Total Points	Time	Spectators
				1	2	3	4	5			
17	8/16/2015	ARG - CAN									
18	8/16/2015	BRA - VEN									

## TEAM RANKING

### Preliminary Round Group A

Rk	Code	Team	Matches				Results Details						Points			Sets		
			Pts	T	W	L	3-0	3-1	3-2	2-3	1-3	0-3	W	L	Ratio	W	L	Ratio
1	BRA	Brazil	15	3	3	0	3	0	0	0	0	0	225	179	1.257	9	0	MAX
2	CAN	Canada	8	3	2	1	1	0	1	0	0	1	243	241	1.008	6	5	1.200
3	DOM	Dominican Republic	7	3	1	2	1	0	0	1	0	1	243	247	0.984	5	6	0.833
4	PUR	Puerto Rico	0	3	0	3	0	0	0	0	0	3	181	225	0.804	0	9	

### Preliminary Round Group B

Rk	Code	Team	Matches				Results Details						Points			Sets		
			Pts	T	W	L	3-0	3-1	3-2	2-3	1-3	0-3	W	L	Ratio	W	L	Ratio
1	ARG	Argentina	13	3	3	0	1	2	0	0	0	0	269	237	1.135	9	2	4.500
2	VEN	Venezuela	8	3	2	1	0	2	0	0	0	1	255	239	1.067	6	5	1.200
3	USA	United States	7	3	1	2	1	0	0	0	2	0	261	269	0.970	5	6	0.833
4	MEX	Mexico	2	3	0	3	0	0	0	0	2	1	232	272	0.853	2	9	0.222





# P-2 VOLLEYBALL • Match result



2015 Men's Panamerican Cup, Reno, Nevada, USA  
Quarterfinals

**Match:** 13 **Date:** 8/15/2015 **Spectators:** 500  
**City:** Reno Nevada  
**Hall:** Reno Event Center  
**Match duration:** Start: 19:00 End: 21:24 Total: 2:24

Teams	Sets	1	2	3	4	5	Total
<b>CAN</b>	<b>3</b>	27	25	25	20	19	116
<b>USA</b>	<b>2</b>	29	18	21	25	17	110
<b>Set duration</b>		0:30	0:27	0:27	0:26	0:22	2:12

**Referees:** CARDOSO Ivan (BRA) & SOSA Saul (MEX)

CAN • Canada		1	2	3	4	5	Pts
1	L Groenveld Daniel J. (L)						
2	Fraser Bryan (OH)			□			
5	Maar Stephen T. (OH)	■	■	■	■	■	21
6	Walsh Brett (S)		■	■	■	■	2
7	McClean Braden (MB)	■	■	■	■	■	11
8	De Man Colton (OP)			□			
11	Jansen Vandoorn Daniel C. (MB)	■	■	■	■	■	12
14	Burt Max (MB)						
16	Derocco Jason (OH)	■	■	■	■	□	16
17	Del Bianco Nick (OH)	□	□	□	□	■	2
19	L Bann Blair Cameron (L)	L	L	L	L	L	
21	Blankenau Jay (S)	■	□	□			1
24	Van Berkel Lucas (MB)						
25	Schouten Casey Adam (OP)	■	■	■	■	■	19

**Coach:** Georges Laplante (CAN)  
**Assistant:** James Gravelle (CAN)

USA • United States		1	2	3	4	5	Pts
1	Kessel Cody (OH)						
2	Jendryk II Jeffrey (MB)	■	■	■	■	■	7
3	Benesh Andrew (MB)			■	■	■	4
5	L Brinkley Michael (L)	L	L	L	L	L	
8	Langlois Jake (OH)	□	□				2
9	McIlvaine Graham (S)	□	□	■	■	■	1
19	Nally Andrew (OH)	■	■	■	■	■	16
20	Walsh Robert (MB)	■	■				6
21	Patch Benjamin (OP)	■	■	□	□		4
22	Seif Jonah (S)	■	■	■	□		3
23	Petty Gregory (OH)	■	■	■	■		13
24	Russell Kyle (OP)		□	■	■	■	15

**Coach:** Nygaard, Jeffry (USA)  
**Assistant:** Mcmillan, Colin (USA)

## TEAMS AND PLAYERS PERFORMANCES

Won Pts	Total Atts	No Name	Scoring Skills	Won Pts	Total Atts	No Name
<b>66</b>	<b>142</b>	<b>Total Team</b>		<b>57</b>	<b>141</b>	<b>Total Team</b>
21	33	5 Maar Stephen T. (OH)	<b>Spike</b>	14	32	19 Nally Andrew (OH)
16	44	25 Schouten Casey Adam (OP)		13	26	23 Petty Gregory (OH)
<b>15</b>	<b>41</b>	<b>Total Team</b>	<b>Block</b>	<b>10</b>	<b>50</b>	<b>Total Team</b>
6	12	7 McClean Braden (MB)		3	4	24 Russell Kyle (OP)
4	10	11 Jansen Vandoorn Daniel C.		3	8	2 Jendryk II Jeffrey (MB)
<b>3</b>	<b>116</b>	<b>Total Team</b>	<b>Serve</b>	<b>4</b>	<b>110</b>	<b>Total Team</b>
2	17	16 Derocco Jason (OH)		2	20	2 Jendryk II Jeffrey (MB)
1	18	6 Walsh Brett (S)		1	12	19 Nally Andrew (OH)
<b>32</b>		<b>Total Team</b>	<b>Opp. error</b>	<b>39</b>		<b>Total Team</b>
<b>116</b>	<b>299</b>	<b>Total Team</b>	<b>Total</b>	<b>110</b>	<b>301</b>	<b>Total Team</b>

21	58	5 Maar Stephen T. (OH)	<b>Best Scorer</b>	16	52	19 Nally Andrew (OH)
----	----	------------------------	--------------------	----	----	----------------------

Excellent	Total Atts	No Name	Non scoring Skills	Excellent	Total Atts	No Name
<b>58</b>	<b>79</b>	<b>Total Team</b>		<b>61</b>	<b>72</b>	<b>Total Team</b>
17	21	19 Bann Blair Cameron (L)	<b>Dig</b>	15	18	5 Brinkley Michael (L)
13	16	5 Maar Stephen T. (OH)		12	12	24 Russell Kyle (OP)
<b>38</b>	<b>130</b>	<b>Total Team</b>	<b>Set</b>	<b>19</b>	<b>133</b>	<b>Total Team</b>
30	76	6 Walsh Brett (S)		10	54	9 McIlvaine Graham (S)
<b>71</b>	<b>92</b>	<b>Total Team</b>	<b>Reception</b>	<b>70</b>	<b>91</b>	<b>Total Team</b>
23	27	19 Bann Blair Cameron (L)	<u>Success - Faults</u>	21	26	5 Brinkley Michael (L)
20	26	5 Maar Stephen T. (OH)	<u># Attempts</u>	21	26	19 Nally Andrew (OH)

■ Starting line-up    Pts = Points scored    [nn] = Captain  
□ Substitute        Atts = Attempts        L = Libero  
Opp = Opponent





# P-2 VOLLEYBALL • Match result



2015 Men's Panamerican Cup, Reno, Nevada, USA  
Quarterfinals

**Match:** 14 **Date:** 8/15/2015 **Spectators:** 172  
**City:** Reno, Nevada  
**Hall:** Reno Event Center  
**Match duration:** **Start:** 17:00 **End:** 18:18 **Total:** 1:18

Teams	Sets	1	2	3	4	5	Total
<b>VEN</b>	<b>3</b>	25	25	25			75
<b>DOM</b>	<b>0</b>	23	17	20			60
<b>Set duration</b>		0:26	0:23	0:23			1:12

**Referees:** MARRERO, Miguel (PUR) & CASADO, Nicolas (ARG)

VEN • Venezuela		1	2	3	4	5	Pts
1	Viloria Paul (MB)						
2	Barreto Jhonlen (OH)						
3	Gonzalez Fernando (OH)						
4	L Mata Hector (L)	L	L	L			
5	Rodriguez Emerson (OP)	□					
7	Valencia Gonzalez Edson A. (MB)				□		
9	Carrasco Jose (S)	■	■	■			2
10	Pinerua Urbina Kervin M. (OP)	■	■	■			19
12	Petit Melean Angel V. (S)	□					
14	Montoya Martine Maximo A. (OH)	■	■	■			11
18	Quijada Jonathan (MB)	■	■	■			1
19	Rivas Willner (OH)	■	■	■			20
20	L Garcia Marquina Oscar E. (L)	L	L	L			
23	Maquez Ivan (MB)	■	■	■			6

**Coach:** Vincenzo Nacci (ITA)  
**Assistant:** Antonello Adriani (ITA)

DOM • Dominican Republic		1	2	3	4	5	Pts
1	Rodriguez Antonio (MB)	■	■	■			4
2	Alcantara Cabulla Cesar Junior (S)	■	■	■			
4	Hernandez Wilfrido (OP)	■	■	■			7
5	L Mieses Feliz Enger Miguel (L)	L	L	L			
7	Frias Tavares Mario Emilio (MB)	■	■	■			5
8	Lopez Capellan Henry Ant. (OH)	■	■	■			7
9	Adames Figueroa Luis David (OH)	■	■	■			9
12	Arredondo Severino Francisco A. (S)	□	□	□			1
13	Mercedes Cruz Jonathan (OP)	■	□				
15	Paulino Paulino Richi (MB)						
16	Diaz Cruz Cesar Alberto (OH)						

**Coach:** Jose Alvarez Cutino (CUB)  
**Assistant:** Jose D. Manon (DOM)

## TEAMS AND PLAYERS PERFORMANCES

Won Pts	Total Atts	No Name	Scoring Skills	Won Pts	Total Atts	No Name
47	90	<b>Total Team</b>		25	80	<b>Total Team</b>
17	24	19 Rivas Willner (OH)	<b>Spike</b>	8	23	9 Adames Figueroa Luis
17	30	10 Pinerua Urbina Kervin M.		6	26	4 Hernandez Wilfrido (OP)
8	32	<b>Total Team</b>	<b>Block</b>	7	34	<b>Total Team</b>
3	4	19 Rivas Willner (OH)		3	9	7 Frias Tavares Mario Emilio
2	3	10 Pinerua Urbina Kervin M.	<b>Serve</b>	2	5	8 Lopez Capellan Henry Ant.
4	73	<b>Total Team</b>		1	62	<b>Total Team</b>
2	16	23 Maquez Ivan (MB)	<b>Opp. error</b>	1	10	4 Hernandez Wilfrido (OP)
1	9	18 Quijada Jonathan (MB)	<b>Total</b>	27		<b>Total Team</b>
16		<b>Total Team</b>		60	176	<b>Total Team</b>
75	195	<b>Total Team</b>				

20	37	19 Rivas Willner (OH)	<b>Best Scorer</b>	9	37	9 Adames Figueroa Luis
----	----	-----------------------	--------------------	---	----	------------------------

Excellent	Total Atts	No Name	Non scoring Skills	Excellent	Total Atts	No Name
36	46	<b>Total Team</b>		30	37	<b>Total Team</b>
10	12	14 Montoya Martine Maximo A.	<b>Dig</b>	7	7	8 Lopez Capellan Henry Ant.
7	8	19 Rivas Willner (OH)		7	9	5 Mieses Feliz Enger Miguel
32	81	<b>Total Team</b>	<b>Set</b>	19	81	<b>Total Team</b>
31	68	9 Carrasco Jose (S)		10	45	12 Arredondo Severino
43	55	<b>Total Team</b>	<b>Reception</b>	46	60	<b>Total Team</b>
20	22	19 Rivas Willner (OH)	<u>Success - Faults</u>	15	20	4 Hernandez Wilfrido (OP)
11	13	4 Mata Hector (L)	<u># Attempts</u>	13	17	8 Lopez Capellan Henry Ant.

■ Starting line-up    Pts = Points scored    [nn] = Captain  
□ Substitute        Atts = Attempts        L = Libero  
Opp = Opponent

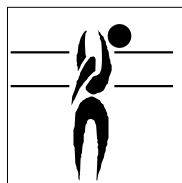






# P-5 VOLLEYBALL • Players ranking by skills

## 2015 Men's Panamerican Cup, Reno, Nevada, USA



### Best Scorers

Rk	No	Name	Team	Spike	Block	Serve	Total
1	9	Adames Figueroa Luis David (OH)	DOM	48	4	3	55
2	25	Schouten Casey Adam (OP)	CAN	40	5	7	52
3	10	Pinerua Urbina Kervin M. (OP)	VEN	43	3	2	48
4	8	Lopez Capellan Henry Ant. (OH)	DOM	37	7	3	47
5	7	Zanotti Lisandro (OH)	ARG	38	4	3	45
5	19	Rivas Willner (OH)	VEN	40	3	2	45
5	5	Maar Stephen T. (OH)	CAN	43	2	0	45
8	12	Souza Douglas (OH)	BRA	36	2	3	41
8	4	Hernandez Wilfrido (OP)	DOM	40	0	1	41
10	16	Rivera Jackson (OH)	PUR	35	0	5	40
10	19	Nally Andrew (OH)	USA	31	5	4	40
12	23	Petty Gregory (OH)	USA	33	1	5	39
13	11	Barajas Jorge (OH)	MEX	38	0	0	38
14	2	Silva Wagner (OP)	BRA	34	3	0	37
15	12	Martina Federico (OP)	ARG	31	5	0	36
16	24	Russell Kyle (OP)	USA	29	6	0	35
17	2	Vargas Daniel (OP)	MEX	30	4	0	34
17	5	Villarruel Juan (OH)	ARG	30	3	1	34
17	21	Patch Benjamin (OP)	USA	29	5	0	34
17	16	Derocco Jason (OH)	CAN	26	5	3	34
21	23	Maquez Ivan (MB)	VEN	22	5	6	33
22	20	Guzman Pablo (MB)	ARG	27	2	2	31
23	10	Gualberto Flavio (MB)	BRA	21	8	0	29
23	7	Frias Tavares Mario Emilio (MB)	DOM	17	12	0	29
25	11	Jansen Vandoorn Daniel C. (MB)	CAN	17	9	2	28
26	11	Torres Maurice (OP)	PUR	25	2	0	27
26	6	Barreto Silva Carlos Eduardo (OH)	BRA	22	4	1	27
28	14	Montoya Martine Maximo A. (OH)	VEN	18	5	3	26
28	2	Jendryk II Jeffrey (MB)	USA	15	7	4	26
30	7	Mclean Braden (MB)	CAN	10	12	1	23
31	8	Langlois Jake (OH)	USA	21	0	1	22
32	1	Ceballos Humberto (MB)	MEX	16	4	1	21
33	17	Del Bianco Nick (OH)	CAN	17	1	2	20
33	20	Walsh Robert (MB)	USA	13	6	1	20
35	9	Ferreira Joao (OH)	BRA	18	1	0	19
35	5	Santos Leandro (MB)	BRA	13	5	1	19
35	15	Imhoff Facundo (MB)	ARG	17	2	0	19
38	12	Martinez Jose (MB)	MEX	14	4	0	18
38	10	Rangel Pedro (S)	MEX	12	3	3	18
40	3	Gonzalez Fernando (OH)	VEN	15	1	1	17
40	8	De Man Colton (OP)	CAN	14	1	2	17
42	18	Quijada Jonathan (MB)	VEN	9	6	1	16
43	9	Colon Jessie (MB)	PUR	9	5	1	15
43	3	Benesh Andrew (MB)	USA	12	3	0	15
45	8	Rivera Eddie (OH)	PUR	12	1	1	14
45	15	Nunez Josue (OH)	PUR	11	3	0	14
45	13	Franetovich Federico (MB)	ARG	10	3	1	14
45	5	Rodriguez Emerson (OP)	VEN	13	0	1	14
49	25	Ruiz de La Cruz Gonzalo (OH)	MEX	12	1	0	13
49	7	Marquez Ivan (OP)	MEX	9	4	0	13
<b>Total tournament</b>				<b>1,276</b>	<b>231</b>	<b>90</b>	<b>1,597</b>

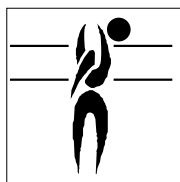




## Best Spikers

Limit: 15.00%

Rk	No	Name	Team	Spikes	Faults	Shots	Total Attempts	Succ. %
1	2	Silva Wagner (OP)	BRA	34	5	14	53	64.15
2	12	Souza Douglas (OH)	BRA	36	9	13	58	62.07
3	5	Maar Stephen T. (OH)	CAN	43	10	22	75	57.33
4	19	Rivas Willner (OH)	VEN	40	10	21	71	56.34
5	16	Rivera Jackson (OH)	PUR	35	7	21	63	55.56
6	7	Zanotti Lisandro (OH)	ARG	38	9	23	70	54.29
7	6	Barreto Silva Carlos Eduardo (OH)	BRA	22	7	12	41	53.66
8	11	Barajas Jorge (OH)	MEX	38	19	17	74	51.35
9	12	Martina Federico (OP)	ARG	31	10	21	62	50.00
10	10	Pinerua Urbina Kervin M. (OP)	VEN	43	19	30	92	46.74
<b>Total Tournament</b>				1,276	481	981	2,738	46.60




## Best Blockers

Rk	No	Name	Team	Kill Blocks	Faults	Rebounds	Total Attempts	Avg. by set
1	10	Gualberto Flavio (MB)	BRA	8	8	5	21	0.89
2	7	Frias Tavares Mario Emilio (MB)	DOM	12	18	8	38	0.86
3	7	Mclean Braden (MB)	CAN	12	10	4	26	0.75
4	9	Colon Jessie (MB)	PUR	5	7	7	19	0.56
5	11	Jansen Vandoorn Daniel C. (MB)	CAN	9	12	8	29	0.56
6	5	Santos Leandro (MB)	BRA	5	10	2	17	0.56
7	8	Lopez Capellan Henry Ant. (OH)	DOM	7	5	5	17	0.50
8	13	Mercedes Cruz Jonathan (OP)	DOM	7	6	1	14	0.50
9	12	Martina Federico (OP)	ARG	5	9	2	16	0.45
10	6	Barreto Silva Carlos Eduardo (OH)	BRA	4	2	1	7	0.44
<b>Total Tournament</b>				231	436	223	890	4.62



## Best Servers

Rk	No	Name	Team	Aces	Faults	Serve Hits	Total Attempts	Avg. by set
1	16	Rivera Jackson (OH)	PUR	5	9	24	38	0.56
2	25	Schouten Casey Adam (OP)	CAN	7	13	30	50	0.44
3	23	Maquez Ivan (MB)	VEN	6	10	43	59	0.43
4	12	Souza Douglas (OH)	BRA	3	8	23	34	0.33
5	23	Petty Gregory (OH)	USA	5	10	40	55	0.31
6	7	Zanotti Lisandro (OH)	ARG	3	5	32	40	0.27
7	10	Rangel Pedro (S)	MEX	3	13	31	47	0.27
8	2	Jendryk II Jeffrey (MB)	USA	4	4	41	49	0.25
9	19	Nally Andrew (OH)	USA	4	11	22	37	0.25
10	9	Adames Figueroa Luis David (OH)	DOM	3	7	48	58	0.21
<b>Total Tournament</b>				90	364	1,812	2,266	1.80



## Best Diggers

Rk	No	Name	Team	Digs	Faults	Receptions	Total Attempts	Avg. by set
1	5	Brinkley Michael (L)	USA	53	7	2	62	3.31
2	24	Berrios Gregory (L)	PUR	28	12	-	40	3.11
3	24	Santucci Facundo (L)	ARG	33	9	5	47	3.00
4	5	Mieses Feliz Enger Miguel (L)	DOM	39	8	-	47	2.79
5	19	Bann Blair Cameron (L)	CAN	36	13	-	49	2.25
6	5	Rangel Jesus (L)	MEX	24	10	3	37	2.18
7	16	Rivera Jackson (OH)	PUR	19	4	-	23	2.11
8	11	Torres Maurice (OP)	PUR	18	3	2	23	2.00
9	4	Carvalho Filho Rogerio B. (L)	BRA	17	4	-	21	1.89
10	7	Zanotti Lisandro (OH)	ARG	19	7	-	26	1.73
<b>Total Tournament</b>				1,047	306	54	1,407	20.94



## Best Setters

Rk	No	Name	Team	Running Sets	Faults	Still Sets	Total Attempts	Avg. by set
1	8	Gonzalez Demian (S)	ARG	91	2	99	192	8.27
2	11	Veloso Thiago (S)	BRA	61	-	121	182	6.78
3	10	Rangel Pedro (S)	MEX	63	2	152	217	5.73
4	9	Carrasco Jose (S)	VEN	76	2	121	199	5.43
5	6	Walsh Brett (S)	CAN	86	4	139	229	5.38
6	2	Goas Edgardo (S)	PUR	33	1	106	140	3.67
7	2	Alcantara Cabulla Cesar Junior (S)	DOM	50	1	135	186	3.57
8	22	Seif Jonah (S)	USA	46	4	212	262	2.88
9	21	Blankenau Jay (S)	CAN	42	1	101	144	2.63
10	25	Ruiz Juan (S)	PUR	22	-	44	66	2.44
<b>Total Tournament</b>				696	29	1,905	2,630	13.92



## Best Receivers

Limit: 20.00%


Rk	No	Name	Team	Excellents	Faults	Serve Receptions	Total Attempts	Eff. %
1	4	Carvalho Filho Rogerio B. (L)	BRA	40	1	1	42	92.86
2	5	Brinkley Michael (L)	USA	89	2	14	105	82.86
3	5	Villarruel Juan (OH)	ARG	56	4	3	63	82.54
4	12	Souza Douglas (OH)	BRA	45	3	4	52	80.77
5	5	Rangel Jesus (L)	MEX	81	4	12	97	79.38
6	24	Santucci Facundo (L)	ARG	41	4	2	47	78.72
7	8	Lopez Capellan Henry Ant. (OH)	DOM	50	2	9	61	78.69
8	16	Derocco Jason (OH)	CAN	57	4	9	70	75.71
9	16	Rivera Jackson (OH)	PUR	50	4	7	61	75.41
10	9	Adames Figueroa Luis David (OH)	DOM	53	4	8	65	75.38
<b>Total Tournament</b>				1,541	120	239	1,900	74.79





# P-5 VOLLEYBALL • Players ranking by skills

2015 Men's Panamerican Cup, Reno, Nevada, USA



## Best Liberos

Rk	No	Name	Team	Excellents	Faults	In play	Total attempts	Avg. by set
1	5	Rangel Jesus (L)	MEX	105	14	15	134	9.55
2	5	Brinkley Michael (L)	USA	142	9	16	167	8.88
3	24	Berrios Gregory (L)	PUR	69	19	7	95	7.67
4	5	Mieses Feliz Enger Miguel (L)	DOM	106	13	14	133	7.57
5	24	Santucci Facundo (L)	ARG	74	13	7	94	6.73
6	4	Carvalho Filho Rogerio B. (L)	BRA	57	5	1	63	6.33
7	19	Bann Blair Cameron (L)	CAN	85	16	7	108	5.31
8	4	Mata Hector (L)	VEN	65	6	9	80	4.64
9	1	Groenveld Daniel J. (L)	CAN	50	4	4	58	3.13
10	17	Lopez Franco (L)	ARG	21	4		25	1.91
11	20	Garcia Marquina Oscar E. (L)	VEN	24	5	4	33	1.71





# P-6 VOLLEYBALL • Teams ranking by skills

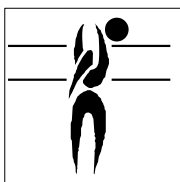
2015 Men's Panamerican Cup, Reno, Nevada, USA



## Best Spikers

Limit: 15.00%

Rk	Team	Spikes	Faults	Shots	Total Attempts	Succ. %
1	BRA Brazil	148	25	60	233	63.52
2	ARG Argentina	161	54	93	308	52.27
3	VEN Venezuela	181	67	129	377	48.01
4	MEX Mexico	135	59	105	299	45.15
5	CAN Canada	197	74	172	443	44.47
6	PUR Puerto Rico	104	53	87	244	42.62
7	DOM Dominican Republic	155	74	140	369	42.01
8	USA United States	195	75	195	465	41.94
<b>Total Tournament</b>		1,276	481	981	2,738	46.60



## Best Blockers

Rk	Team	Kill Blocks	Faults	Rebounds	Total Attempts	Avg. by set
1	CAN Canada	45	61	32	138	2.81
2	BRA Brazil	25	40	19	84	2.78
3	USA United States	42	78	28	148	2.63
4	DOM Dominican Republic	34	73	35	142	2.43
5	VEN Venezuela	30	53	29	112	2.14
6	ARG Argentina	21	44	23	88	1.91
7	MEX Mexico	20	46	33	99	1.82
8	PUR Puerto Rico	14	41	24	79	1.56
<b>Total Tournament</b>		231	436	223	890	4.62



## Best Servers


Rk	Team	Aces	Faults	Serve Hits	Total Attempts	Avg. by set
1	VEN Venezuela	18	61	249	328	1.29
2	CAN Canada	19	64	276	359	1.19
2	USA United States	19	69	283	371	1.19
4	PUR Puerto Rico	9	31	146	186	1.00
5	DOM Dominican Republic	9	36	259	304	0.64
5	ARG Argentina	7	36	222	265	0.64
7	BRA Brazil	5	35	179	219	0.56
8	MEX Mexico	4	32	198	234	0.36
<b>Total Tournament</b>		90	364	1,812	2,266	1.80





# P-6 VOLLEYBALL • Teams ranking by skills

## 2015 Men's Panamerican Cup, Reno, Nevada, USA



### Best Diggers

Rk	Team	Digs	Faults	Receptions	Total Attempts	Avg. by set
1	ARG Argentina	129	35	8	172	11.73
2	USA United States	182	42	6	230	11.38
3	PUR Puerto Rico	102	26	4	132	11.33
4	VEN Venezuela	151	34	14	199	10.79
5	CAN Canada	166	60	10	236	10.38
6	DOM Dominican Republic	140	41	4	185	10.00
7	MEX Mexico	100	43	8	151	9.09
8	BRA Brazil	77	25	-	102	8.56
<b>Total Tournament</b>		1,047	306	54	1,407	20.94



### Best Setters

Rk	Team	Running Sets	Faults	Still Sets	Total Attempts	Avg. by set
1	ARG Argentina	112	2	184	298	10.18
2	CAN Canada	129	7	293	429	8.06
3	VEN Venezuela	109	5	245	359	7.79
4	BRA Brazil	66	-	156	222	7.33
5	MEX Mexico	70	2	202	274	6.36
6	PUR Puerto Rico	55	2	183	240	6.11
7	DOM Dominican Republic	82	3	278	363	5.86
8	USA United States	73	8	364	445	4.56
<b>Total Tournament</b>		696	29	1,905	2,630	13.92



### Best Receivers

Limit: 20.00%

Rk	Team	Excellents	Faults	Serve Receptions	Total Attempts	Eff. %
1	BRA Brazil	135	10	13	158	79.11
2	ARG Argentina	167	13	18	198	77.78
3	USA United States	259	17	42	318	76.10
4	CAN Canada	243	17	42	302	74.83
5	MEX Mexico	185	15	30	230	73.91
6	VEN Venezuela	197	15	36	248	73.39
7	DOM Dominican Republic	210	18	36	264	72.73
8	PUR Puerto Rico	145	15	22	182	71.43
<b>Total Tournament</b>		1,541	120	239	1,900	74.79





### Venezuela Vaults over Dominican Republic

**RENO, USA (Aug. 15, 2015)** – Venezuela earned a spot in the semifinals of the Pan American Cup with a 3-1, 25-17, 25-20 win over Dominican Republic on Saturday at the Reno Events Center.

Venezuela (3-1) will play Brazil (3-0) in Sunday's semifinals while Dominican Republic (1-3) will play Mexico for fifth-eighth place.

Dominican Republic struggled to stay focused against a physical Venezuelan team, even though Venezuela gave up 27 points on errors while Dominican Republic gave up only 16.

Venezuela led in kills (47-25), blocks (8-7) and aces (4-1). Venezuela's hitting efficiency was .333 while Dominican Republic hit .113.

Venezuela outside hitter Wilner Rivas led all scorers with 20 points on a match-high 17 spikes and three blocks. Kervin Pinerua added 19 points on 17 spikes, two blocks and one ace.

Luis Adames led Dominican Republic with nine points on eight spikes and one block.

Venezuela Captain Kervin Pinerua

"I am very happy with the win. It's very important for us to be in the semifinals. Our goal is to be in the finals and we are working on that right now."

Venezuela Coach Vincenzo Nacci

"It was not an easy match. Dominican Republic was very good. But we studied the team very well. They played a tactically perfect game. Now we will forget everything because tomorrow's game is the big one. We are playing Brazil, so it is going to be a tough one."

Dominican Republic Coach Jose Alvarez Cutino

"The players were not in the game today at all. After having better matches before today, they just did not come to play. I am very disappointed. Nothing worked today. We did not play like we should have."

Dominican Republic Captain Jonathan Mercedes

"We lowered our level of playing today. We had no concentration in the match. We started slow and it got worse after that."



### Canada Comes out on Top of Battle with U.S.

**RENO, USA (Aug. 15, 2015)** – Cross-boarder rivals Canada and United States battled it out on Saturday, with Canada pulling out the five-set victory, 27-29, 25-18, 25-21, 20-25, 19-17 in the quarterfinals of the Pan American Cup at the Reno Events Center.

Canada (3-1) will play Argentina (3-0) in Sunday's semifinals. The United States (1-3) will play Puerto Rico for fifth-eighth place.

A tension-filled fifth set saw Canada reach match point first at 14-13 with a tip from Nick Del Bianco, but Greg Petty responded with a kill. Canada reached a second match point with a spike, but then served the next ball out of bounds. The U.S. also held two match points that Canada fought off. Finally, at 17-17, the U.S. hit the ball out of bounds and Canada's Daniel Vandoom followed with a kill off the block for the win.

Canada led the match in spikes (66-57) and blocks (15-10) while the U.S. held the edge in aces (4-3). The U.S. also scored 39 points on Canada errors while committing 32. Twenty-five of Canada's errors were on serves, many coming under the pressure of the fifth set.

Canada's hitting efficiency was .303 while the United States' was .220.

Canada's outside hitter Stephen Maar led all scorers with 21 points on a match-high 21 spikes. Casey Schouten added 19 points on 16 spikes and three blocks. Canada's middle blocker Braden Mclean had a match-high six blocks.

The United States was led by outside hitter AJ Nally with 16 points on 14 spikes, one block and one ace. Opposite Kyle Russell, who substituted in the second set and started the next three, scored 15 points on 12 spikes and three blocks. Middle blocker Jeff Jendryk also had three blocks for the U.S.

U.S. Setter Graham McIlvaine

"The second set was hard to deal with, but you have to deal with situations like that all the time. I thought we did pretty well given the circumstances. The best thing Canada was doing was passing. They really passed well off our serves and then they ran their offense really well. There really wasn't much we could do about it except try to get a tough. We did that a couple times."

U.S. Coach Jeff Nygaard

"Sometimes having a brutal second set re-sets everybody; re-carves out their emotions and their energies; kind of settles them. Dropping a game like that when it becomes constructive shows resilience and resolve. It was great to see our comeback from that. Game five, we had two chances (to win). We had two aggressive swings. It just didn't go our way."

Canada Captain Brett Walsh

"When you're in the heat of the battle, you are thinking about the task at hand. That's a player's dream to be playing high-level volleyball in the fifth set; especially for us it was against the States and we had a





little North American battle, which is always fun. We're lucky to be here and we're happy to come out on top of that match."

Canada Coach Georges Laplante

"It was a little bit up and down. I was happy that we came back after losing the first set a bit tight. We didn't play well the last couple point the first set. After that we bounced back. I think for those guys it's good to learn. We didn't serve well in the fifth set. I think the guys were too nervous. The were not relaxed and just doing what they are good at."