



Argentina



Brazil



Canada



Dominican Rep



Mexico



Puerto Rico



USA



Venezuela



NORCECA
Volleyball Confederation

Daily Bulletin #6

Boletín Diario

Sunday, Aug. 16, 2015 * Domingo 16 de Agosto 2015





Calendario y Formato de Competencia / Competition Format and Match Schedule

GROUP-A												
No.	Date	Time	Teams		Set	Result per set (points)					POSITION	
						1	2	3	4	5		
2	12-ago	15:00	BRAZIL	vs	DOMINICAN REPUBLIC	3-0	25-19	25-21	25-22			1. BRAZIL
3	12-ago	17:00	CANADA	vs	PUERTO RICO	3-0	25-20	25-21	25-19			2. CANADA
5	13-ago	13:00	CANADA	vs	DOMINICAN REPUBLIC	3-2	25-18	25-21	27-29	17-29	15-13	
7	13-ago	17:00	PUERTO RICO	vs	BRAZIL	3-0	22-25	22-25	14-25			3. DOMINICAN REPUBLIC
9	14-ago	13:00	DOMINICAN REPUBLIC	vs	PUERTO RICO	3-0	25-22	25-22	25-19			
11	14-ago	17:00	BRAZIL	vs	CANADA	3-0	25-17	25-19	25-23			4. PUERTO RICO

GROUP-B												
No.	Date	Time	Teams		Set	Result per set (points)					POSITION	
						1	2	3	4	5		
1	12-ago	13:00	ARGENTINA	vs	MEXICO	3-1	25-22	25-18	20-25	25-15		1. ARGENTINA
4	12-ago	19:00	UNITED STATES	vs	VENEZUELA	1-3	25-20	21-25	23-25	18-25		2. VENEZUELA
6	13-ago	15:00	VENEZUELA	vs	ARGENTINA	0-3	23-25	21-25	21-25			
8	13-ago	19:00	UNITED STATES	vs	MEXICO	3-0	30-28	25-22	27-25			3. UNITED STATES
10	14-ago	15:00	MEXICO	vs	VENEZUELA	1-3	15-25	25-20	20-25	17-25		
12	14-ago	19:00	UNITED STATES	vs	ARGENTINA	1-3	21-25	22-25	26-24	23-25		4. MEXICO

QUARTERFINALS											
No.	Date	Time	Teams		Set	Result per set (points)					
						1	2	3	4	5	
13	15-ago	17:00	CANADA	vs	UNITED STATES	3-2	27-29	25-18	25-21	20-25	19-17
14	15-ago	19:00	VENEZUELA	vs	DOMINICAN REPUBLIC	3-0	25-23	25-17	25-20		

CLASSIFICATIONS 5/8											
No.	Date	Time	Teams		Set	Result per set (points)					
						1	2	3	4	5	
15	16-ago	13:00	MEXICO	vs	DOMINICAN REPUBLIC	3-0	25-16	25-19	25-23		
16	16-ago	15:00	PUERTO RICO	vs	UNITED STATES	2-3	21-25	15-25	25-22	30-28	9-15

SEMIFINALS											
No.	Date	Time	Teams		Set	Result per set (points)					
						1	2	3	4	5	
17	16-ago	17:00	ARGENTINA	vs	CANADA	3-1	25-19	25-22	23-25	25-21	
18	16-ago	19:00	BRAZIL	vs	VENEZUELA	3-0	28-26	25-18	25-20		

FINAL CLASSIFICATION 7/8											
No.	Date	Time	Teams		Set	Result per set (points)					
						1	2	3	4	5	
19	17-ago	13:00	DOMINICAN REPUBLIC	vs	PUERTO RICO	0-0					

FINAL CLASSIFICATION 5/6											
No.	Date	Time	Teams		Set	Result per set (points)					
						1	2	3	4	5	
20	17-ago	15:00	MEXICO	vs	UNITED STATES	0-0					

FINALS											
No.	Date	Time	Teams		Set	Result per set (points)					
						1	2	3	4	5	
21	17-ago	17:00	CANADA	vs	VENEZUELA	0-0					
22	17-ago	19:00	ARGENTINA	vs	BRAZIL						

*NOTE1: For the Classification, Quarterfinal and Semifinal Rounds, according to the FIVB General Competition Regulations, it must be avoided that teams from the same group play each other.

*NOTE2: According to the established competition format and the FIVB General Regulations, for the Classification, Quarterfinal and Semifinal Rounds, if three teams from the same group qualify, the match between highest ranked team and lowest ranked team of their Preliminary Round will be repeated.

*NOTE3: Loser of M14 = Loser of Match #14, etc.



Día / Day	Hora / Time	Competition Venue - Reno Events Center	Training Court 1 - <i>Northern Nevada Juniors Volleyball Club Facilities</i>	Training Court 2 - <i>Northern Nevada Juniors Volleyball Club Facilities</i>
17-ago-15	8:00		MEX Winner of M15 (15:00)	USA Winner of M16 (15:00)
	9:30		CAN Loser of M17 (17:00)	VEN Loser of M18 (17:00)
	11:00		ARG Winner of M17(19:00)	BRA Winner of M18 (19:00)
	13:00	DOM Loser of M15) vs PUR Loser of M16		
	15:00	MEX Winner of M15 v s USA Winner of M16		
	17:00	CAN (Loser of M17) vs VEN Loser of M18		
	19:00	ARG Winner of M17 vs BRA Winner of M18		



FEDERATION
INTERNATIONALE
DE VOLLEYBALL



O-1 UNIFORM COLOURS
Couleur de l'uniforme

CITY: Ville: **Reno, Nevada, USA**

DATE: **16/ago/2015** TIME: Heure: **22::00**

REGISTERED COLOURS / Couleurs enregistrées :
(ONLY SHIRT COLOUR - seulement la couleur du maillot)

POOL/PHASE: Groupe/Phase: **Finals**

	ARG ▼	BRA ▼	CAN ▼	VEN ▼	▼	▼
1	Sky/Blue	Yellow	Black	White	-	-
2	Navy/Blue	Blue	White	Card.	-	-
3	White	White	Red	Blue	-	-

MATCH SCHEDULE
Calendrier des matches

DATE:	No. Match	Team Equipe	
		A	B
17/ago/2015	21	CAN	VEN
17/ago/2015	22	ARG	BRA

TEAMS CHOICE (1-2 OR 3)
Choix des équipes (1-2 ou 3)

1st CHOICE 1er Choix A		LIBERO UNIFORM	
A	B	A	B
		Red	Card.
		White	White

FIVB DECISION
Décision de la FIVB

A	B
Black	White
Sky/B	Yellow



P-4 VOLLEYBALL • Collated results & ranking

2015 Men's Panamerican Cup, Reno, Nevada, USA
Results of Sunday, August 16, 2015



MATCH RESULTS

Preliminary Round Group A

No	Date	Teams	Set	Result per set (points)					Total Points	Time	Spectators
				1	2	3	4	5			
2	8/12/2015	BRA - DOM	3-0	25-19	25-21	25-22			75- 62	1:24	150
3	8/12/2015	CAN - PUR	3-0	25-20	25-21	25-19			75- 60	1:24	200
5	8/13/2015	CAN - DOM	3-2	25-18	25-21	27-29	17-25	15-13	109-106	2:19	150
7	8/13/2015	PUR - BRA	0-3	22-25	22-25	14-25			58- 75	1:22	250
9	8/14/2015	DOM - PUR	3-0	25-22	25-22	25-19			75- 63	1:24	50
11	8/14/2015	BRA - CAN	3-0	25-17	25-19	25-23			75- 59	1:23	175

Preliminary Round Group B

No	Date	Teams	Set	Result per set (points)					Total Points	Time	Spectators
				1	2	3	4	5			
1	8/12/2015	ARG - MEX	3-1	25-22	25-18	20-25	25-15		95- 80	1:39	150
4	8/12/2015	USA - VEN	1-3	25-20	21-25	23-25	18-25		87- 95	1:49	250
6	8/13/2015	VEN - ARG	0-3	23-25	21-25	21-25			65- 75	1:23	250
8	8/13/2015	USA - MEX	3-0	30-28	25-22	27-25			82- 75	1:34	375
10	8/14/2015	MEX - VEN	1-3	15-25	25-20	20-25	17-25		77- 95	1:36	95
12	8/14/2015	USA - ARG	1-3	21-25	22-25	26-24	23-25		92- 99	2:02	275

Quarterfinals

No	Date	Teams	Set	Result per set (points)					Total Points	Time	Spectators
				1	2	3	4	5			
13	8/15/2015	CAN - USA	3-2	27-29	25-18	25-21	20-25	19-17	116-110	2:24	500
14	8/15/2015	VEN - DOM	3-0	25-23	25-17	25-20			75- 60	1:18	172

Classification 5/8

No	Date	Teams	Set	Result per set (points)					Total Points	Time	Spectators
				1	2	3	4	5			
15	8/16/2015	MEX - DOM	3-0	25-16	25-19	25-23			75- 58	1:19	180
16	8/16/2015	PUR - USA	2-3	21-25	15-25	25-22	30-28	9-15	100-115	2:10	400

Semifinals

No	Date	Teams	Set	Result per set (points)					Total Points	Time	Spectators
				1	2	3	4	5			
17	8/16/2015	ARG - CAN	3-1	25-19	25-22	23-25	25-21		98- 87	1:54	200
18	8/16/2015	BRA - VEN	3-0	28-26	25-18	25-20			78- 64	1:25	150

Finals

No	Date	Teams	Set	Result per set (points)					Total Points	Time	Spectators
				1	2	3	4	5			
19	8/17/2015	DOM - PUR									
20	8/17/2015	MEX - USA									
21	8/17/2015	CAN - VEN									
22	8/17/2015	ARG - BRA									

TEAM RANKING

Preliminary Round Group A

Rk	Code	Team	Matches				Results Details						Points			Sets		
			Pts	T	W	L	3-0	3-1	3-2	2-3	1-3	0-3	W	L	Ratio	W	L	Ratio
1	BRA	Brazil	15	3	3	0	3	0	0	0	0	0	225	179	1.257	9	0	MAX
2	CAN	Canada	8	3	2	1	1	0	1	0	0	1	243	241	1.008	6	5	1.200
3	DOM	Dominican Republic	7	3	1	2	1	0	0	1	0	1	243	247	0.984	5	6	0.833
4	PUR	Puerto Rico	0	3	0	3	0	0	0	0	0	3	181	225	0.804	0	9	





P-4 VOLLEYBALL • Collated results & ranking



2015 Men's Panamerican Cup, Reno, Nevada, USA
Results of Sunday, August 16, 2015

Preliminary Round Group B

Rk	Code	Team	Matches				Results Details					Points			Sets			
			Pts	T	W	L	3-0	3-1	3-2	2-3	1-3	0-3	W	L	Ratio	W	L	Ratio
1	ARG	Argentina	13	3	3	0	1	2	0	0	0	0	269	237	1.135	9	2	4.500
2	VEN	Venezuela	8	3	2	1	0	2	0	0	0	1	255	239	1.067	6	5	1.200
3	USA	United States	7	3	1	2	1	0	0	0	2	0	261	269	0.970	5	6	0.833
4	MEX	Mexico	2	3	0	3	0	0	0	0	2	1	232	272	0.853	2	9	0.222

Finals

1. Winner of match 22: ARG-BRA
2. Loser of match 22: ARG-BRA
3. Winner of match 21: CAN-VEN
4. Loser of match 21: CAN-VEN
5. Winner of match 20: MEX-USA
6. Loser of match 20: MEX-USA
7. Winner of match 19: DOM-PUR
8. Loser of match 19: DOM-PUR





P-2 VOLLEYBALL • Match result



2015 Men's Panamerican Cup, Reno, Nevada, USA
Classification 5/8

Match: 15 **Date:** 8/16/2015 **Spectators:** 180
City: Reno, Nevada
Hall: Reno Event Center
Match duration: **Start:** 13:00 **End:** 14:19 **Total:** 1:19

Teams	Sets	1	2	3	4	5	Total
MEX	3	25	25	25			75
DOM	0	16	19	23			58
Set duration		0:21	0:25	0:27			1:13

Referees: NORONO, Bryan (VEN) & MARRERO, Miguel (PUR)

MEX • Mexico		1	2	3	4	5	Pts
1	Ceballos Humberto (MB)	■	■	■			7
2	Vargas Daniel (OP)	■	■	■			13
3	Serrano Aragon Jesus E. (S)			□			
5	L Rangel Jesus (L)	L	L	L			
7	Marquez Ivan (OP)			□	□		
8	Araujo Ricardo (OH)						
9	Ugalde Campo Enrique (OH)	□	□				
10	Rangel Pedro (S)	■	■	■			9
11	Barajas Jorge (OH)	■	■	■			14
12	Martinez Jose (MB)	■	■	■			7
25	Ruiz de La Cruz Gonzalo (OH)	■	■	■			7

Coach: Juan Roberto Vilches (CUB)
Assistant: Adrian Delgado (MEX)

DOM • Dominican Republic		1	2	3	4	5	Pts
1	Rodriguez Antonio (MB)	■	□				2
2	Alcantara Cabulla Cesar Junior (S)	■	■	□			1
4	Hernandez Wilfrido (OP)	■	■	■			9
5	L Mieses Feliz Enger Miguel (L)	L	L	L			
7	Frias Tavares Mario Emilio (MB)	■	■	■			4
8	Lopez Capellan Henry Ant. (OH)	■	■	■			14
9	Adames Figueroa Luis David (OH)	■	■	■			9
12	Arredondo Severino Francisco A. (S)	□	□	■			1
13	Mercedes Cruz Jonathan (OP)			■	■		
15	Paulino Paulino Richi (MB)						
16	Diaz Cruz Cesar Alberto (OH)				□		

Coach: Jose Alvarez Cutino (CUB)
Assistant: Jose D. Manon (DOM)

TEAMS AND PLAYERS PERFORMANCES

Won Pts	Total Atts	No Name	Scoring Skills	Won Pts	Total Atts	No Name
49	92	Total Team		32	87	Total Team
14	28	11 Barajas Jorge (OH)	Spike	11	24	8 Lopez Capellan Henry Ant.
12	23	2 Vargas Daniel (OP)		9	17	4 Hernandez Wilfrido (OP)
7	27	Total Team	Block	5	30	Total Team
5	13	10 Rangel Pedro (S)		2	5	9 Adames Figueroa Luis
1	4	12 Martinez Jose (MB)		1	2	2 Alcantara Cabulla Cesar
1	74	Total Team	Serve	3	59	Total Team
1	13	10 Rangel Pedro (S)		2	13	8 Lopez Capellan Henry Ant.
				1	8	7 Frias Tavares Mario Emilio
18		Total Team	Opp. error	18		Total Team
75	193	Total Team	Total	58	176	Total Team

14	40	11 Barajas Jorge (OH)	Best Scorer	14	39	8 Lopez Capellan Henry Ant.
----	----	-----------------------	--------------------	----	----	-----------------------------

Excellent	Total Atts	No Name	Non scoring Skills	Excellent	Total Atts	No Name
45	55	Total Team		35	45	Total Team
14	17	5 Rangel Jesus (L)	Dig	11	15	5 Mieses Feliz Enger Miguel
13	14	10 Rangel Pedro (S)		5	6	12 Arredondo Severino
28	86	Total Team	Set	26	84	Total Team
27	70	10 Rangel Pedro (S)		17	37	12 Arredondo Severino
39	53	Total Team	Reception	47	60	Total Team
8	11	5 Rangel Jesus (L)	<u>Success - Faults</u>	13	16	8 Lopez Capellan Henry Ant.
14	19	25 Ruiz de La Cruz Gonzalo	<u># Attempts</u>	15	18	9 Adames Figueroa Luis

■ Starting line-up Pts = Points scored [nn] = Captain
□ Substitute Atts = Attempts L = Libero
Opp = Opponent





P-2 VOLLEYBALL • Match result



2015 Men's Panamerican Cup, Reno, Nevada, USA
Classification 5/8

Match: 16 **Date:** 8/16/2015 **Spectators:** 400
City: Reno, Nevada
Hall: Reno Event Center
Match duration: Start: 15:00 End: 17:10 Total: 2:10

Teams	Sets	1	2	3	4	5	Total
PUR	2	21	15	25	30	9	100
USA	3	25	25	22	28	15	115
Set duration		0:23	0:21	0:27	0:32	0:15	1:58

Referees: ROBB, Andrew (CAN) & CARDOSO, Ivan (BRA)

PUR • Puerto Rico		1	2	3	4	5	Pts
2	Goas Edgardo (S)	■	■	□	□	□	1
8	Rivera Eddie (OH)	■	■	■	■	■	9
9	Colon Jessie (MB)	■	■	■	■	■	12
11	Torres Maurice (OP)	■	■	■	■	■	26
15	Nunez Josue (OH)	■	■	■	■	■	5
16	Rivera Jackson (OH)	■	■	□	□	□	5
19	Ortiz Jean Carlos (OP)						
20	Sanchez Sequiel (OH)	□	□	□	□	□	
21	Menendez David (MB)						
22	Rivera Josue (OH)	□	□	■	■	■	9
24	L Berrios Gregory (L)	L	L	L	L	L	
25	Ruiz Juan (S)	□	□	■	■	■	2

Coach: Abdell Otero (PUR)
Assistant: Magdiel Rivera (PUR)

USA • United States		1	2	3	4	5	Pts
1	Kessel Cody (OH)	■	■	■	■	■	15
2	Jendryk II Jeffrey (MB)	■	■	■	■	■	9
3	Benesh Andrew (MB)						
5	L Brinkley Michael (L)	L	L	L	L	L	
8	Langlois Jake (OH)	■	■	■	■	■	11
9	Mcllvaine Graham (S)	■	■	■	■	■	8
19	Nally Andrew (OH)			□	□		
20	Walsh Robert (MB)	■	■	■	■	■	9
21	Patch Benjamin (OP)	■	■	■	■	■	22
22	Seif Jonah (S)					□	
23	Petty Gregory (OH)				■	■	6
24	Russell Kyle (OP)				□	■	5

Coach: Nygaard, Jeffry (USA)
Assistant: Mcmillan, Colin (USA)

TEAMS AND PLAYERS PERFORMANCES

Won Pts	Total Atts	No Name	Scoring Skills	Won Pts	Total Atts	No Name
58	122	Total Team		69	118	Total Team
25	43	11 Torres Maurice (OP)	Spike	21	37	21 Patch Benjamin (OP)
8	16	9 Colon Jessie (MB)		13	20	1 Kessel Cody (OH)
7	43	Total Team	Block	13	39	Total Team
3	13	9 Colon Jessie (MB)		3	12	2 Jendryk II Jeffrey (MB)
2	7	8 Rivera Eddie (OH)		3	8	9 Mcllvaine Graham (S)
4	101	Total Team	Serve	3	113	Total Team
1	6	2 Goas Edgardo (S)		1	9	23 Petty Gregory (OH)
1	14	25 Ruiz Juan (S)		1	15	20 Walsh Robert (MB)
31		Total Team	Opp. error	30		Total Team
100	266	Total Team	Total	115	270	Total Team
26	62	11 Torres Maurice (OP)	Best Scorer	22	53	21 Patch Benjamin (OP)
40	53	Total Team	Non scoring Skills	35	53	Total Team
11	13	24 Berrios Gregory (L)		7	9	9 Mcllvaine Graham (S)
7	9	22 Rivera Josue (OH)	Dig	6	8	8 Langlois Jake (OH)
26	116	Total Team		17	104	Total Team
16	62	25 Ruiz Juan (S)	Set	17	91	9 Mcllvaine Graham (S)
74	93	Total Team	Reception	67	85	Total Team
33	39	24 Berrios Gregory (L)	Success - Faults	24	27	5 Brinkley Michael (L)
17	21	8 Rivera Eddie (OH)	# Attempts	17	22	1 Kessel Cody (OH)

■ Starting line-up Pts = Points scored [nn] = Captain
□ Substitute Atts = Attempts L = Libero
Opp = Opponent





P-2 VOLLEYBALL • Match result



2015 Men's Panamerican Cup, Reno, Nevada, USA
Semifinals

Match: 17 **Date:** 8/16/2015 **Spectators:** 200
City: Reno Nevada
Hall: Reno Event Center
Match duration: **Start:** 17:43 **End:** 19:37 **Total:** 1:54

Teams	Sets	1	2	3	4	5	Total
ARG	3	25	25	23	25		98
CAN	1	19	22	25	21		87
Set duration		0:23	0:27	0:28	0:27		1:45

Referees: SOSA Saul (MEX) & STANLEY Bill (USA)

ARG • Argentina		1	2	3	4	5	Pts
2	Vaca Alvarez Gustavo (OP)	□	□	□	□		1
3	Chirivino Maximiliano (S)		□	□	□		
5	Villarruel Juan (OH)	■	■	■	■		13
7	Zanotti Lisandro (OH)	■	■	■	■		13
8	Gonzalez Demian (S)	■	■	■	■		
12	Martina Federico (OP)	■	■	■	■		23
13	Franetovich Federico (MB)				□		1
14	Luengas Ignacio (OH)						
15	Imhoff Facundo (MB)	■	■	■	■		9
16	Nielson Ramiro (OH)						
17	L Lopez Franco (L)						
18	Scarpin Maximiliano (MB)						
20	Guzman Pablo (MB)	■	■	■	■		13
24	L Santucci Facundo (L)	L	L	L	L		

Coach: Martin Ariel Lopez (ARG)
Assistant: Camilo Andres Soto (ARG)

CAN • Canada		1	2	3	4	5	Pts
1	L Groenveld Daniel J. (L)						
2	Fraser Bryan (OH)					□	
5	Maar Stephen T. (OH)	■	■	■	■		18
6	Walsh Brett (S)	□	■	□	□		
7	Mclean Braden (MB)	■					2
8	De Man Colton (OP)				□		
11	Jansen Vandoorn Daniel C. (MB)	■	■	■	■		8
14	Burt Max (MB)		■				2
16	Derocco Jason (OH)	■	■		□		12
17	Del Bianco Nick (OH)			■	■		9
19	L Bann Blair Cameron (L)	L	L	L	L		
21	Blankenau Jay (S)	■	□	■	■		4
24	Van Berkel Lucas (MB)			■	■		2
25	Schouten Casey Adam (OP)	■	■	■	■		15

Coach: Georges Laplante (CAN)
Assistant: James Gravelle (CAN)

TEAMS AND PLAYERS PERFORMANCES

Won Pts	Total Atts	No Name	Scoring Skills	Won Pts	Total Atts	No Name
63	120	Total Team		59	117	Total Team
20	36	12 Martina Federico (OP)	Spike	17	31	5 Maar Stephen T. (OH)
13	22	7 Zanotti Lisandro (OH)		12	26	25 Schouten Casey Adam (OP)
7	48	Total Team	Block	9	48	Total Team
3	8	12 Martina Federico (OP)		2	6	25 Schouten Casey Adam (OP)
2	18	20 Guzman Pablo (MB)	Serve	2	14	11 Jansen Vandoorn Daniel C.
3	97	Total Team		4	88	Total Team
1	14	15 Imhoff Facundo (MB)	Opp. error	2	9	16 Derocco Jason (OH)
1	19	5 Villarruel Juan (OH)	Total	1	16	21 Blankenau Jay (S)
25		Total Team		15		Total Team
98	265	Total Team	Best Scorer	87	253	Total Team
23	60	12 Martina Federico (OP)		18	50	5 Maar Stephen T. (OH)
Excellent	Total Atts	No Name	Non scoring Skills	Excellent	Total Atts	No Name
47	55	Total Team		44	61	Total Team
12	13	24 Santucci Facundo (L)	Dig	19	22	19 Bann Blair Cameron (L)
8	8	12 Martina Federico (OP)		10	14	21 Blankenau Jay (S)
28	110	Total Team	Set	30	116	Total Team
27	93	8 Gonzalez Demian (S)		17	62	21 Blankenau Jay (S)
59	74	Total Team	Reception	69	89	Total Team
18	21	24 Santucci Facundo (L)	Success - Faults	28	35	5 Maar Stephen T. (OH)
18	21	7 Zanotti Lisandro (OH)	# Attempts	24	29	19 Bann Blair Cameron (L)

■ Starting line-up Pts = Points scored [nn] = Captain
□ Substitute Atts = Attempts L = Libero
Opp = Opponent





P-2 VOLLEYBALL • Match result



2015 Men's Panamerican Cup, Reno, Nevada, USA
Semifinals

Match: 18 **Date:** 8/16/2015 **Spectators:** 150
City: Reno Nevada
Hall: Reno Event Center
Match duration: Start: 20:11 End: 21:36 Total: 1:25

Teams	Sets	1	2	3	4	5	Total
BRA	3	28	25	25			78
VEN	0	26	18	20			64
Set duration		0:29	0:25	0:25			1:19

Referees: CASADO Nicolas (ARG) & BELTRE Jose (DOM)

BRA • Brazil		1	2	3	4	5	Pts
1	Souza Alan (OP)	<input type="checkbox"/>	<input type="checkbox"/>				2
2	Silva Wagner (OP)	■	■	■			9
3	Kock Eder Levi (MB)						
4	L Carvalho Filho Rogerio B. (L)	L	L	L			
5	Santos Leandro (MB)	■	■	■			7
6	Barreto Silva Carlos Eduardo (OH)						
7	Kreling Fernando (S)	<input type="checkbox"/>	<input type="checkbox"/>				
8	Batagim Henrique (OH)						
9	Ferreira Joao (OH)	■	■	■			11
10	Gualberto Flavio (MB)	■	■	■			8
11	Veloso Thiago (S)	■	■	■			3
12	Souza Douglas (OH)	■	■	■			14

Coach: Roberley Leonaldo (BRA)
Assistant: Mauricio Paes (BRA)

VEN • Venezuela		1	2	3	4	5	Pts
1	Viloria Paul (MB)	<input type="checkbox"/>					
2	Barreto Jhonlen (OH)				<input type="checkbox"/>		
3	Gonzalez Fernando (OH)					■	3
4	L Mata Hector (L)	L	L	L			
5	Rodriguez Emerson (OP)	<input type="checkbox"/>					
7	Valencia Gonzalez Edson A. (MB)						
9	Carrasco Jose (S)	■	■	■			
10	Pinerua Urbina Kervin M. (OP)	■	■	■			14
12	Petit Melean Angel V. (S)	<input type="checkbox"/>	<input type="checkbox"/>				1
14	Montoya Martine Maximo A. (OH)	■	■				7
18	Quijada Jonathan (MB)	■	■	■			2
19	Rivas Willner (OH)	■	■	■			9
20	L Garcia Marquina Oscar E. (L)	L	L	L			
23	Maquez Ivan (MB)	■	■	■			6

Coach: Vincenzo Nacci (ITA)
Assistant: Antonello Adriani (ITA)

TEAMS AND PLAYERS PERFORMANCES

Won Pts	Total Atts	No Name	Scoring Skills	Won Pts	Total Atts	No Name
41	78	Total Team		34	77	Total Team
10	18	9 Ferreira Joao (OH)	Spike	11	26	10 Pinerua Urbina Kervin M.
9	18	12 Souza Douglas (OH)		8	15	19 Rivas Willner (OH)
7	27	Total Team	Block	5	27	Total Team
3	4	12 Souza Douglas (OH)		2	7	23 Maquez Ivan (MB)
3	9	10 Gualberto Flavio (MB)		1	1	19 Rivas Willner (OH)
6	77	Total Team	Serve	3	65	Total Team
2	14	11 Veloso Thiago (S)		2	13	10 Pinerua Urbina Kervin M.
2	14	12 Souza Douglas (OH)		1	10	18 Quijada Jonathan (MB)
24		Total Team	Opp. error	22		Total Team
78	182	Total Team	Total	64	169	Total Team
14	36	12 Souza Douglas (OH)	Best Scorer	14	44	10 Pinerua Urbina Kervin M.
Excellent	Total Atts	No Name	Non scoring Skills	Excellent	Total Atts	No Name
28	36	Total Team		28	37	Total Team
7	10	4 Carvalho Filho Rogerio B.	Dig	8	9	19 Rivas Willner (OH)
4	4	9 Ferreira Joao (OH)		6	7	9 Carrasco Jose (S)
27	74	Total Team	Set	15	70	Total Team
24	59	11 Veloso Thiago (S)		13	49	9 Carrasco Jose (S)
43	53	Total Team	Reception	40	62	Total Team
21	23	12 Souza Douglas (OH)	Success - Faults	13	19	4 Mata Hector (L)
14	18	4 Carvalho Filho Rogerio B.	# Attempts	14	23	19 Rivas Willner (OH)

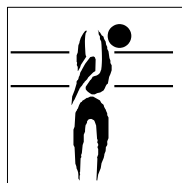
■ Starting line-up Pts = Points scored [nn] = Captain
 Substitute Atts = Attempts L = Libero
 Opp = Opponent





P-5 VOLLEYBALL • Players ranking by skills

2015 Men's Panamerican Cup, Reno, Nevada, USA



Best Scorers

Rk	No	Name	Team	Spike	Block	Serve	Total
1	25	Schouten Casey Adam (OP)	CAN	52	7	8	67
2	9	Adames Figueroa Luis David (OH)	DOM	55	6	3	64
3	5	Maar Stephen T. (OH)	CAN	60	3	0	63
4	10	Pinerua Urbina Kervin M. (OP)	VEN	54	4	4	62
5	8	Lopez Capellan Henry Ant. (OH)	DOM	48	8	5	61
6	12	Martina Federico (OP)	ARG	51	8	0	59
7	7	Zanotti Lisandro (OH)	ARG	51	4	3	58
8	21	Patch Benjamin (OP)	USA	50	6	0	56
9	12	Souza Douglas (OH)	BRA	45	5	5	55
10	19	Rivas Willner (OH)	VEN	48	4	2	54
11	11	Torres Maurice (OP)	PUR	50	3	0	53
12	11	Barajas Jorge (OH)	MEX	52	0	0	52
13	4	Hernandez Wilfrido (OP)	DOM	49	0	1	50
14	2	Vargas Daniel (OP)	MEX	42	5	0	47
14	5	Villarruel Juan (OH)	ARG	41	4	2	47
16	2	Silva Wagner (OP)	BRA	43	3	0	46
16	16	Derocco Jason (OH)	CAN	35	6	5	46
18	16	Rivera Jackson (OH)	PUR	40	0	5	45
18	23	Petty Gregory (OH)	USA	38	1	6	45
20	20	Guzman Pablo (MB)	ARG	37	4	3	44
21	24	Russell Kyle (OP)	USA	34	6	0	40
21	19	Nally Andrew (OH)	USA	31	5	4	40
23	23	Maquez Ivan (MB)	VEN	26	7	6	39
24	10	Gualberto Flavio (MB)	BRA	26	11	0	37
25	11	Jansen Vandoorn Daniel C. (MB)	CAN	23	11	2	36
26	2	Jendryk II Jeffrey (MB)	USA	21	10	4	35
27	14	Montoya Martine Maximo A. (OH)	VEN	25	5	3	33
27	7	Frias Tavares Mario Emilio (MB)	DOM	20	12	1	33
27	8	Langlois Jake (OH)	USA	30	1	2	33
30	9	Ferreira Joao (OH)	BRA	28	1	1	30
31	17	Del Bianco Nick (OH)	CAN	26	1	2	29
31	20	Walsh Robert (MB)	USA	18	9	2	29
33	1	Ceballos Humberto (MB)	MEX	23	4	1	28
33	15	Imhoff Facundo (MB)	ARG	24	3	1	28
35	6	Barreto Silva Carlos Eduardo (OH)	BRA	22	4	1	27
35	9	Colon Jessie (MB)	PUR	17	8	2	27
35	10	Rangel Pedro (S)	MEX	15	8	4	27
38	5	Santos Leandro (MB)	BRA	19	5	2	26
39	12	Martinez Jose (MB)	MEX	20	5	0	25
39	7	Mclean Braden (MB)	CAN	12	12	1	25
41	8	Rivera Eddie (OH)	PUR	19	3	1	23
41	1	Kessel Cody (OH)	USA	20	2	1	23
43	25	Ruiz de La Cruz Gonzalo (OH)	MEX	19	1	0	20
43	3	Gonzalez Fernando (OH)	VEN	18	1	1	20
45	15	Nunez Josue (OH)	PUR	15	4	0	19
46	18	Quijada Jonathan (MB)	VEN	10	6	2	18
47	8	De Man Colton (OP)	CAN	14	1	2	17
48	13	Franetovich Federico (MB)	ARG	11	3	1	15
48	24	Van Berkel Lucas (MB)	CAN	14	1	0	15
48	3	Benesh Andrew (MB)	USA	12	3	0	15
Total tournament				1,681	291	117	2,089





P-5 VOLLEYBALL • Players ranking by skills

2015 Men's Panamerican Cup, Reno, Nevada, USA



Best Spikers

Limit: 15.00%

Rk	No	Name	Team	Spikes	Faults	Shots	Total Attempts	Succ. %
1	2	Silva Wagner (OP)	BRA	43	8	18	69	62.32
2	12	Souza Douglas (OH)	BRA	45	11	20	76	59.21
3	5	Maar Stephen T. (OH)	CAN	60	17	29	106	56.60
4	19	Rivas Willner (OH)	VEN	48	14	24	86	55.81
5	7	Zanotti Lisandro (OH)	ARG	51	11	30	92	55.43
6	16	Rivera Jackson (OH)	PUR	40	11	25	76	52.63
7	12	Martina Federico (OP)	ARG	51	15	32	98	52.04
8	11	Torres Maurice (OP)	PUR	50	27	21	98	51.02
9	11	Barajas Jorge (OH)	MEX	52	23	27	102	50.98
10	21	Patch Benjamin (OP)	USA	50	17	41	108	46.30
Total Tournament				1,681	608	1,260	3,549	47.37



Best Blockers


Rk	No	Name	Team	Kill Blocks	Faults	Rebounds	Total Attempts	Avg. by set
1	10	Gualberto Flavio (MB)	BRA	11	13	6	30	0.92
2	7	Frias Tavares Mario Emilio (MB)	DOM	12	19	8	39	0.71
3	7	Mclean Braden (MB)	CAN	12	11	4	27	0.60
4	10	Rangel Pedro (S)	MEX	8	10	5	23	0.57
5	9	Colon Jessie (MB)	PUR	8	17	7	32	0.57
6	11	Jansen Vandoorn Daniel C. (MB)	CAN	11	20	12	43	0.55
7	12	Martina Federico (OP)	ARG	8	13	3	24	0.53
8	2	Jendryk II Jeffrey (MB)	USA	10	17	7	34	0.48
9	8	Lopez Capellan Henry Ant. (OH)	DOM	8	6	5	19	0.47
10	20	Walsh Robert (MB)	USA	9	12	4	25	0.43
Total Tournament				291	606	282	1,179	4.48



Best Servers

Rk	No	Name	Team	Aces	Faults	Serve Hits	Total Attempts	Avg. by set
1	12	Souza Douglas (OH)	BRA	5	12	31	48	0.42
2	25	Schouten Casey Adam (OP)	CAN	8	16	43	67	0.40
3	16	Rivera Jackson (OH)	PUR	5	11	31	47	0.36
4	23	Maquez Ivan (MB)	VEN	6	12	51	69	0.35
5	23	Petty Gregory (OH)	USA	6	10	48	64	0.29
6	8	Lopez Capellan Henry Ant. (OH)	DOM	5	12	45	62	0.29
7	10	Rangel Pedro (S)	MEX	4	19	37	60	0.29
8	16	Derocco Jason (OH)	CAN	5	10	36	51	0.25
9	10	Pinerua Urbina Kervin M. (OP)	VEN	4	14	27	45	0.24
10	7	Zanotti Lisandro (OH)	ARG	3	6	46	55	0.20
Total Tournament				117	468	2,355	2,940	1.80





Best Diggers

Rk	No	Name	Team	Digs	Faults	Receptions	Total Attempts	Avg. by set
1	24	Santucci Facundo (L)	ARG	45	9	6	60	3.00
2	5	Mises Feliz Enger Miguel (L)	DOM	50	12	-	62	2.94
3	24	Berrios Gregory (L)	PUR	39	13	1	53	2.79
4	5	Brinkley Michael (L)	USA	58	11	2	71	2.76
5	19	Bann Blair Cameron (L)	CAN	55	15	1	71	2.75
6	5	Rangel Jesus (L)	MEX	38	13	3	54	2.71
7	10	Rangel Pedro (S)	MEX	29	11	1	41	2.07
8	4	Carvalho Filho Rogerio B. (L)	BRA	24	6	1	31	2.00
9	7	Zanotti Lisandro (OH)	ARG	26	9	-	35	1.73
10	19	Rivas Willner (OH)	VEN	29	3	3	35	1.71
Total Tournament				1,349	380	73	1,802	20.75



Best Setters

Rk	No	Name	Team	Running Sets	Faults	Still Sets	Total Attempts	Avg. by set
1	8	Gonzalez Demian (S)	ARG	118	2	165	285	7.87
2	11	Veloso Thiago (S)	BRA	85	-	156	241	7.08
3	10	Rangel Pedro (S)	MEX	90	2	195	287	6.43
4	9	Carrasco Jose (S)	VEN	89	2	157	248	5.24
5	6	Walsh Brett (S)	CAN	99	5	166	270	4.95
6	2	Alcantara Cabulla Cesar Junior (S)	DOM	59	2	159	220	3.47
7	2	Goas Edgardo (S)	PUR	43	2	137	182	3.07
8	21	Blankenau Jay (S)	CAN	59	2	145	206	2.95
9	12	Arredondo Severino Francisco A. (S)	DOM	48	1	112	161	2.82
10	25	Ruiz Juan (S)	PUR	38	-	90	128	2.71
Total Tournament				893	38	2,459	3,390	13.74



Best Receivers


Limit: 20.00%

Rk	No	Name	Team	Excellents	Faults	Serve Receptions	Total Attempts	Eff. %
1	4	Carvalho Filho Rogerio B. (L)	BRA	54	2	4	60	86.67
2	5	Brinkley Michael (L)	USA	113	3	16	132	83.33
3	12	Souza Douglas (OH)	BRA	66	4	5	75	82.67
4	24	Santucci Facundo (L)	ARG	59	4	5	68	80.88
5	8	Lopez Capellan Henry Ant. (OH)	DOM	63	2	12	77	79.22
6	5	Rangel Jesus (L)	MEX	89	4	15	108	78.70
7	16	Rivera Jackson (OH)	PUR	60	4	8	72	77.78
8	19	Bann Blair Cameron (L)	CAN	73	5	10	88	77.27
9	9	Adames Figueroa Luis David (OH)	DOM	68	5	10	83	75.90
10	5	Villarruel Juan (OH)	ARG	78	7	9	94	75.53
Total Tournament				1,979	155	335	2,469	73.88



P-5 VOLLEYBALL • Players ranking by skills

2015 Men's Panamerican Cup, Reno, Nevada, USA



Best Liberos

Rk	No	Name	Team	Excellents	Faults	In play	Total attempts	Avg. by set
1	5	Rangel Jesus (L)	MEX	127	17	18	162	9.07
2	5	Brinkley Michael (L)	USA	171	14	18	203	8.14
3	24	Berrios Gregory (L)	PUR	113	21	13	147	8.07
4	5	Mieses Feliz Enger Miguel (L)	DOM	134	17	19	170	7.88
5	24	Santucci Facundo (L)	ARG	104	13	11	128	6.93
6	4	Carvalho Filho Rogerio B. (L)	BRA	78	8	5	91	6.50
7	19	Bann Blair Cameron (L)	CAN	128	20	11	159	6.40
8	4	Mata Hector (L)	VEN	81	10	12	103	4.76
9	1	Groenveld Daniel J. (L)	CAN	50	4	4	58	2.50
10	20	Garcia Marquina Oscar E. (L)	VEN	28	8	4	40	1.65
11	17	Lopez Franco (L)	ARG	21	4		25	1.40





P-6 VOLLEYBALL • Teams ranking by skills

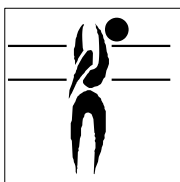
2015 Men's Panamerican Cup, Reno, Nevada, USA



Best Spikers

Limit: 15.00%

Rk	Team	Spikes	Faults	Shots	Total Attempts	Succ. %
1	BRA Brazil	189	35	87	311	60.77
2	ARG Argentina	224	69	135	428	52.34
3	VEN Venezuela	215	86	153	454	47.36
4	MEX Mexico	184	69	138	391	47.06
5	CAN Canada	256	90	214	560	45.71
6	USA United States	264	92	227	583	45.28
7	PUR Puerto Rico	162	77	127	366	44.26
8	DOM Dominican Republic	187	90	179	456	41.01
Total Tournament		1,681	608	1,260	3,549	47.37



Best Blockers

Rk	Team	Kill Blocks	Faults	Rebounds	Total Attempts	Avg. by set
1	CAN Canada	54	89	43	186	2.70
2	BRA Brazil	32	56	23	111	2.67
3	USA United States	55	99	33	187	2.62
4	DOM Dominican Republic	39	94	39	172	2.29
5	VEN Venezuela	35	66	38	139	2.06
6	MEX Mexico	27	58	41	126	1.93
7	ARG Argentina	28	71	37	136	1.87
8	PUR Puerto Rico	21	73	28	122	1.50
Total Tournament		291	606	282	1,179	4.48



Best Servers


Rk	Team	Aces	Faults	Serve Hits	Total Attempts	Avg. by set
1	VEN Venezuela	21	73	299	393	1.24
2	CAN Canada	23	77	347	447	1.15
3	USA United States	22	89	373	484	1.05
4	PUR Puerto Rico	13	47	227	287	0.93
5	BRA Brazil	11	50	235	296	0.92
6	DOM Dominican Republic	12	42	309	363	0.71
7	ARG Argentina	10	44	308	362	0.67
8	MEX Mexico	5	46	257	308	0.36
Total Tournament		117	468	2,355	2,940	1.80





P-6 VOLLEYBALL • Teams ranking by skills

2015 Men's Panamerican Cup, Reno, Nevada, USA



Best Diggers

Rk	Team	Digs	Faults	Receptions	Total Attempts	Avg. by set
1	ARG Argentina	176	42	9	227	11.73
2	VEN Venezuela	179	41	16	236	10.53
3	CAN Canada	210	73	14	297	10.50
4	MEX Mexico	145	50	11	206	10.36
5	USA United States	217	56	10	283	10.33
6	DOM Dominican Republic	175	50	5	230	10.29
7	PUR Puerto Rico	142	37	6	185	10.14
8	BRA Brazil	105	31	2	138	8.75
Total Tournament		1,349	380	73	1,802	20.75



Best Setters

Rk	Team	Running Sets	Faults	Still Sets	Total Attempts	Avg. by set
1	ARG Argentina	140	4	264	408	9.33
2	CAN Canada	159	9	377	545	7.95
3	BRA Brazil	93	1	202	296	7.75
4	VEN Venezuela	124	5	300	429	7.29
5	MEX Mexico	98	2	260	360	7.00
6	DOM Dominican Republic	108	5	334	447	6.35
7	PUR Puerto Rico	81	3	272	356	5.79
8	USA United States	90	9	450	549	4.29
Total Tournament		893	38	2,459	3,390	13.74



Best Receivers

Limit: 20.00%

Rk	Team	Excellents	Faults	Serve Receptions	Total Attempts	Eff. %
1	BRA Brazil	178	13	20	211	78.20
2	ARG Argentina	226	18	28	272	76.47
3	USA United States	326	23	54	403	75.19
4	CAN Canada	312	23	56	391	73.91
5	DOM Dominican Republic	257	19	48	324	73.46
6	MEX Mexico	224	18	41	283	72.79
7	PUR Puerto Rico	219	20	36	275	72.36
8	VEN Venezuela	237	21	52	310	69.68
Total Tournament		1,979	155	335	2,469	73.88





Mexico Downs Dominican Republic

RENO, USA (Aug. 16, 2015) – Mexico summoned the energy needed to defeat Dominican Republic, 25-16, 25-19, 25-23 on Sunday at the Pan American Cup.

Mexico (1-3) will play in Monday's fifth-place match against either the United States or Puerto Rico. Dominican Republic (1-3) will play for seventh place.

Playing with enthusiasm, Mexico led in kills (49-32) and blocks (7-5) while Dominican Republic led in aces (3-1). Mexico's hitting efficiency was .424 while Dominican Republic's was .184.

Jorge Barajas led Mexico with 14 points on a match-high 14 spikes. Daniel Vargas added 14 points on 12 attacks and one block. Pedro Rangel had a match-high five blocks for Mexico.

Henry Lopez paced Dominican Republic with 14 points on 11 spikes, one block and two aces. Luis Adames, who has been Dominican Republic's leading scorer in the tournament, was held to nine points on seven attacks and two blocks.

Mexico head coach, Juan Roberto Vilches

"It was a very relaxed match. The guys did their jobs that was an important thing. This was a very important match because we're still in the running for the world league. That was the main objective, now we're that much closer."

Mexico captain, Daniel Vargas

"We thought they were going to come out with intensity but they didn't. The fact that they didn't was surprising. Because of that we played with less pressure and didn't commit as many mistakes. I'm figuring we're into the world league and we'll get revenge on some teams."

Dominican Republic head coach, Jose Alvarez Cutino

"I'm concerned with my players because we weren't consistent. We're still making too many mistakes and we haven't gelled as a team. Our first match of the tournament we did well with receiving and passing but we've been terrible since. Some players have lowered their level of play."

Dominican Republic captain, Jonathan Mercedes Cruz

"We've lowered our level of play too much. We're not playing together as a team. Our bodies are there but our minds are not. "



United States Holds off Surging Puerto Rico

RENO, USA (Aug. 16, 2015) – Playing its second five-set match in as many days, the United States came out on the winning side on Sunday, defeating Puerto Rico, 25-21, 25-15, 22-25, 28-30, 15-9 at the Pan American Cup at the Reno Event Center.

The United States (2-3) will play Mexico (1-4) at 3 p.m. on Sunday in the fifth-place match. Puerto Rico (0-4) will play Dominican Republic (1-4) for seventh place.

The U.S. men's team may have been a little dejected after losing a five-set match to Canada late on Saturday, which took them out of the running for a medal. But they did not show any signs of fatigue in the first two sets, running away with wins.

But Puerto Rico stepped up its level in the third and fourth sets and the U.S. did not adjust. The U.S. took a 6-5 lead in the fifth set, then used a 4-0 run behind the serving of Greg Petty to secure the lead and went on to win.

The U.S. led in spikes (69-58) and blocks (13-7). Puerto Rico led in aces (4-3) and scored on 31 U.S. errors while committing 30. The United States' hitting efficiency was .441 as compared to .279 for Puerto Rico.

Opposite Ben Patch led the United States with 22 points on 21 spikes and one block. Outside hitter Cody Kessel added 15 points on 13 attacks and two blocks. Middle blockers Bobby Walsh and Jeff Jendryk and setter Graham McIlvaine each had three blocks for the U.S.

Puerto Rico opposite Maurice Torres led all scorers with 26 points on a match-high 25 spikes and one block. Middle blocker Jessie Colon scored 12 points on eight spikes, three blocks and one ace.

Puerto Rico captain Edgardo Goas

"This is the first time in the tournament that we started playing well. We found a little chemistry at the end so that's always good. Our opposites started to get in a rhythm which was great to see. We definitely feel a lot better after this match even though lost. It is what is, now we move on to the Dominican Republic."

Puerto Rico head coach Abdell Otero

"We brought in new guys that brought good energy and good vibes. We fought until the end and we played better than in the other games. That's the way it is. We will move forward with our good energy and keep playing good volleyball."

U.S. head coach Jeff Nygaard

"We were getting away with some stuff early and I don't think the motivation was good for either team and so we were able to do really well. As is with all of the situations of these games there's a lot of pride and there was an uptick. They had their moment where they became passionate, started hitting harder and had success so it was on us to respond. We were pleased to take away in that one."

U.S. Captain Greg Petty

"Puerto Rico picked it up. I felt like they were kind of asleep in the first two sets and then they started playing a lot better and we were really slow at adjusting to what they were doing. In the fifth set we played our game and had it rolling. We put pressure on them and made them play our game."



Strong Performances Carry Argentina to Win

RENO, USA (Aug. 15, 2015) – Argentina got 23 points from opposite Frederico Martina and 13 points from three other players and took advantage of 25 errors by Canada to defeat the North Americans, 25-19, 25-22, 23-25, 25-21 at the Pan American Cup on Sunday at the Reno Events Center.

Argentina (4-0) will play in Monday's gold medal match. Canada (3-2) will play for bronze.

Argentina got great offensive production from Martina, who scored on a match-high 20 attacks and a match-high three blocks. Outside hitters Juan Villarruel and Lisandro Zanotti along with middle blocker Pablo Guzman all finished with 13 points.

Argentina out-hit Canada (63-59) and scored 25 points off Canada errors while committing 15. Argentina's hitting efficiency was .400 while Canada's was .368.

Canada led in blocks (9-7) and aces (4-3). Canada was led by outside hitter Stephen Marr who had 18 points on 17 spikes and one block. Opposite Casey Schouten added 15 points on 12 spikes, two blocks and one ace.

After Argentina won the first set easily, Canada led the second set 17-15, but Argentina came back to tie it at 17-17. Canada led 22-21, but Argentina score the final four points for the victory.

Canada took a 19-12 lead in the third set, but Argentina did not give up and closed the gap to 23-18. But the South Americans only scored one more point before Canada got the win.

The fourth set went back and forth until the score was tied 17-17. Argentina used a 4-0 run to pull ahead and Canada never recovered.

Canada head coach George Laplante

Really up and down and we didn't have consistency. We had a good sequence in the first, good sequence in the second, but not enough to be consistent and sideout at a high level. The guy's tried hard but we just came up short in the end.

Canada captain Brett Walsh

"It was an exciting match. Argentina is a really good and they execute really well, they have a chip on their shoulder. If we wanted to win that match, we had to do a better job of going back at them and matching their aggression. We didn't do that today but we're going to go back out there and play tomorrow."

Argentina captain Demian Gonzalez

"I'm very happy and proud of the team. We played the first, second and fourth sets really well and in the third the opponent made some good changes. We're one step closer towards our goal. We're going to watch a little bit of Brazil and Venezuela and then rest."

Argentina head coach Martin Ariel Lopez

"I'm very happy with the victory, I think we played at a higher level today than in the other matches in the tournament. We played against a very strong team and they showed in the third set when they were able to come back. There are four teams in the semifinals and all of them deserve to advance to the finals but only two will. It's always wonderful to reach a final which is what this young group did after working so hard for the last six months."



Brazil Reaches Pan American Cup Gold Medal Match

RENO, USA (Aug. 16, 2015) – Brazil swept Venezuela, 28-26, 25-18, 25-20 on Sunday to advance to the final of the Pan American Cup and set up a re-match of the final of the Pan American Games just a few weeks ago.

Brazil (4-0) will play Argentina (4-0) in Monday's gold medal match. Different Brazil and Argentina men's teams also met in the gold medal match of the Pan American Games on July 26 in Toronto. Argentina won the gold in that match.

Venezuela (3-2) will play Canada (3-2) in the bronze medal match.

In Sunday's match against Venezuela, Brazil led in spikes (41-34), blocks (7-5) and aces (6-3) and also took advantage of 24 Venezuela errors while committing 22. Brazil's hitting efficiency was .387 as compared to .195 for Venezuela.

Outside hitter Douglas Souza paced Brazil with 14 points on nine spikes, three blocks and two aces. Outside hitter Joao Ferreira added 11 points on 10 attacks and one ace.

Kervin Pinerua led Venezuela with 14 points on a match-high 11 attacks, one block and two aces.

Venezuela came close to winning the first set. It took set point at 24-23, but Brazil got a block to tie the score. Brazil took set point twice before it took the 27-26 lead and Souza nailed an ace for the victory. Brazil took an early lead in the second set and never looked back. In the third set, the score was tied 14-14 when Brazil got a 4-0 run to secure the lead and, eventually the match.

Brazil captain Thiago Veloso

"It was a tough match. I think they played very well and put a lot of pressure on our team. Sometimes we lost our concentration and we had trouble because of that. We're very happy to be in the final. It was a good match for us but we can do better."

Brazil head coach Roberley Leonardo

"It was a good result. Venezuela played very well, especially their power hitters. And their opposite players played a very good match in their attacking and cause a lot of problems in our blocking. For a young team to reach a final in this tournament is a very good result. We committed a lot of mistakes in the end with a lot of faults. I think we need to play better tomorrow for a big rivalry against Argentina. It'll be a good match."

Venezuela captain Kervin Urbina Pinerua

"Unfortunately it wasn't the result we expected. We knew they were a tough team but we felt like we gave them a good match. We made a lot of improvements, the passing was better, the defense was better, we gave it all we had so we're happy with that."