



U21 COUPE GATINEAU CANADA JUNE 23-28 JUIN 2015 PAN AMERICAINE PAN AM CUP



Centre sportif de Gatineau, Gatineau, Quebec, Canada



Daily Bulletin Bulletin Quotidien

Number

3

Wednesday, June 24th. 2015 • mercredi, 24 juin 2015





GROUP-A

No.	Date	Time	Teams		Set	Result per set (points)						
						1	2	3	4	5	POINTS	TIME
3	23-jun	20:00	MEXICO	vs	CANADA	0-3	23-25	23-25	14-25		36-75	01:02
5	24-jun	18:00	CHILE	vs	MEXICO	3-0	25-22	25-18	25-19		75-59	01:11
9	25-jun	20:00	CANADA	vs	CHILE							

GROUP-B

No.	Date	Time	Teams		Set	Result per set (points)							
						1	2	3	4	5	POINTS	TIME	
1	23-jun	16:00	EL SALVADOR	vs	BRAZIL	0-3	11-25	11-25	14-25		46-75	1:06	
2	23-jun	18:00	BARBADOS	vs	UNITED STATES	0-3	17-25	11-25	18-25		60-75	1:07	
4	24-jun	16:00	EL SALVADOR	vs	BARBADOS	2-3	25-19	26-24	17-25	21-25	11-15	100-108	1:42
6	24-jun	20:00	BRAZIL	vs	UNITED STATES	3-1	25-23	25-18	13-25	25-20		88-86	1:46
7	25-jun	16:00	BRAZIL	vs	BARBADOS								
8	25-jun	18:00	UNITED STATES	vs	EL SALVADOR								

QUARTERFINALS

No.	Date	Time	Teams		Set	Result per set (points)						
						1	2	3	4	5	POINTS	TIME
10	26-jun	18:00	2nd A	vs	3rd B	0-0						
11	26-jun	20:00	2nd B	vs	3rd A	0-0						

FINAL CLASSIFICATION 5

No.	Date	Time	Teams		Set	Result per set (points)						
						1	2	3	4	5	POINTS	TIME
12	27-jun	16:00	Loser of M10	vs	Loser of M11	0-0						

SEMIFINALS

No.	Date	Time	Teams		Set	Result per set (points)						
						1	2	3	4	5	POINTS	TIME
13	27-jun	18:00	1st B	vs	Winner of M11* (or M10)	0-0						
14	27-jun	20:00	1st A	vs	Winner of M10* (or M11)	0-0						

FINAL CLASSIFICATION 6/7

No.	Date	Time	Teams		Set	Result per set (points)						
						1	2	3	4	5	POINTS	TIME
15	28-jun	16:00	4th B	vs	Loser of M12	0-0						

FINALS

No.	Date	Time	Teams		Set	Result per set (points)						
						1	2	3	4	5	POINTS	TIME
16	28-jun	18:00	Loser of M13	vs	Loser of M14	0-0						
17	28-jun	20:00	Winner of M13	vs	Winner of M14	0-0						

*NOTE1: For the Classification, Quarterfinal and Semifinal Rounds, according to the FIVB General Competition Regulations, it must be avoided that teams from the same group play each other.

*NOTE2: According to the established competition format and the FIVB General Regulations, for the Classification, Quarterfinal and Semifinal Rounds, if three teams from the same group qualify, the match between highest ranked team and lowest ranked team of their Preliminary Round will be repeated.

*NOTE3: Loser of M10 = Loser of Match #10, etc.



PANAMERICAN CUP

June 23-28, 2015
Gatineau, Canada



Dia / Day	Hora / Time	Centre Sportif Gatineau (Competition Court)	Training Court #1 (Centre Sportif)	Training Court #3 (Centre Sportif)	Cégep Outaouais Court #1	Cégep Outaouais Court #2	
21-jun-15	8:00						
	9:30						
	11:00						
	12:30						
	14:00						
	15:30						
	17:00	CAN			CHI		
	18:30	BRA			MEX	BAR	
20:00	USA						
22-jun-15	8:30	CHI				Preliminary Inquiry	
	10:00	MEX					
	11:30	ESA			CAN	Time	
	13:00	BAR			BRA	9:00	
	14:30				USA	9:30	
	16:00					10:00	
	17:30	PRACTICAL CLINIC					10:30
	18:30						11:00
	19:30						12:30
	20:00	General Technical Meeting					13:00
23-jun-15	8:00		ESA (16:00)	BRA (16:00)			
	9:30		BAR (18:00)	USA (18:00)			
	11:00		CAN (20:00)	MEX (20:00)			
	16:00	ESA vs BRA					
	18:00	BAR vs USA				CHI	
	20:00	CAN vs MEX					
24-jun-15	8:00		BAR (16:00)	ESA (16:00)			
	9:30		MEX (18:00)	CHI (18:00)			
	11:00		BRA (20:00)	USA (20:00)			
	16:00	BAR vs ESA					
	18:00	CHI vs MEX				CAN	
20:00	BRA vs USA						
25-jun-15	8:00		BRA (16:00)	BAR (16:00)			
	9:30		USA (18:00)	ESA (18:00)			
	11:00		CAN (20:00)	CHI (20:00)			
	16:00	BRA vs BAR					
	18:00	USA vs ESA				MEX	
20:00	CAN vs CHI						
26-jun-15	8:00		2nd A (18:00)	3rd B (18:00)			
	9:30		2nd B (20:00)	3rd A (20:00)			
	11:00		1st A	1st B			
	12:30		4th B				
	18:00	2nd A vs 3rd B					
	20:00	2nd B vs 3rd A					
27-jun-15	8:00		Loser of M10 (16:00)	Loser of M11 (16:00)			
	9:30		1st B (18:00)	Winner of M11*(or M10) (18:00)			
	11:00		1st A (20:00)	Winner of M10*(or M11) (20:00)			
	12:30		4th B				
	16:00	Loser of M10 vs Loser of M11					
	18:00	1st B vs Winner of M11*(or M10)					
20:00	1st A vs Winner of M10*(or M11)						
28-jun-15	8:00		4th B (16:00)	Loser of M12 (16:00)			
	9:30		Loser of M13 (18:00)	Loser of M14 (18:00)			
	11:00		Winner of M13 (20:00)	Winner of M14 (20:00)			
	16:00	4th B vs Loser of M12					
	18:00	Loser M13 vs Loser M14					
20:00	Winner M13 vs Winner M14						



FEDERATION INTERNATIONALE DE VOLLEYBALL



0-1 UNIFORM COLOURS
Couleur de l'uniforme

CITY: Ville:

DATE: TIME: Heure:

REGISTERED COLOURS / Couleurs enregistrées :
(ONLY SHIRT COLOUR - seulement la couleur du maillot)

POOL/PHASE: Groupe/Phase:

	MEX ▼	CHI ▼	CAN ▼	▼	▼	▼
1	GREEN	RED	BLACK			
2	WHITE	BLUE	RED			
3	RED	WHITE	WHITE			

MATCH SCHEDULE
Calendrier des matches

DATE:	No. Match	Team Equipe	
		A	B
23- June-2015	3	MEX	CAN
24- June-2015	5	CHI	MEX
25- June-2015	9	CAN	CHI

TEAMS CHOICE (1-2 OR 3)
Choix des équipes (1-2 ou 3)

1st CHOICE 1er Choix		FIVB DECISION LIBERO	
A	B	A	B
		WHITE	RED
		BLUE	RED
		WHITE	WHITE

FIVB DECISION
Décision de la FIVB

A	B
GREEN	BLACK
RED	WHITE
RED	BLUE



FEDERATION
INTERNATIONALE
DE VOLLEYBALL



0-1

UNIFORM COLOURS
Couleur de l'uniforme

CITY: Ville:

DATE: TIME: Heure:

REGISTERED COLOURS / Couleurs enregistrées :
(ONLY SHIRT COLOUR - seulement la couleur du maillot)

POOL/PHASE: Groupe/Phase:

	BAR ▼	BRA ▼	ESA ▼	USA ▼	▼	▼
1	YELLOW	YELLOW	BLUE	WHITE		
2	BLUE	BLUE	BLACK	RED		
3	WHITE	WHITE	GREEN			

DATE:	No. Match	Team Equipe	
		A	B
23- June-2015	1	ESA	BRA
23- June-2015	2	BAR	USA
24- June-2015	4	ESA	BAR
24- June-2015	6	BRA	USA
25- June-2015	7	BRA	BAR
25- June-2015	8	USA	ESA

1st CHOICE 1er Choix		FIVB DECISION LIBERO	
A	B	A	B
		BLACK	BLUE
		BLUE	RED
		GREEN	YELLOW
		YELOW	WHITE
		BLUE	WHITE
		RED	BLUE

A	B
BLUE	YELLOW
YELLOW	WHITE
BLACK	WHITE
BLUE	RED
WHITE	BLUE
WHITE	GREEN



P-4 VOLLEYBALL • Collated results & ranking



2015 U21 Mens Panamerican Cup
Results of Wednesday, 24' 24e 'June' 24e '2015

MATCH RESULTS

GROUP A

No	Date	Teams	Set	Result per set (points)					Total Points	Time	Spectators
				1	2	3	4	5			
3	06-23-2015	MEX - CAN	0-3	23-25	23-25	14-25			60- 75	1:13	350
5	06-24-2015	CHI - MEX	3-0	25-22	25-18	25-19			75- 59	1:17	250
9	06-25-2015	CAN - CHI									

GROUP B

No	Date	Teams	Set	Result per set (points)					Total Points	Time	Spectators
				1	2	3	4	5			
1	06-23-2015	ESA - BRA	0-3	11-25	11-25	14-25			36- 75	1:09	100
2	06-23-2015	BAR - USA	0-3	17-25	11-25	18-25			46- 75	1:12	200
4	06-24-2015	ESA - BAR	2-3	25-19	26-24	17-25	21-25	11-15	100-108	1:54	100
6	06-24-2015	BRA - USA	3-1	25-23	25-18	13-25	25-20		88- 86	1:55	175
7	06-25-2015	BRA - BAR									
8	06-25-2015	USA - ESA									

TEAM RANKING

GROUP A

Rk	Code	Team	Matches				Results Details						Points			Sets		
			Pts	T	W	L	3-0	3-1	3-2	2-3	1-3	0-3	W	L	Ratio	W	L	Ratio
1	CHI	CHILE	5	1	1	0	1	0	0	0	0	0	75	59	1.271	3	0	MAX
2	CAN	CANADA	5	1	1	0	1	0	0	0	0	0	75	60	1.250	3	0	MAX
3	MEX	MEXICO	0	2	0	2	0	0	0	0	0	2	119	150	0.793	0	6	

GROUP B

Rk	Code	Team	Matches				Results Details						Points			Sets		
			Pts	T	W	L	3-0	3-1	3-2	2-3	1-3	0-3	W	L	Ratio	W	L	Ratio
1	BRA	BRAZIL	9	2	2	0	1	1	0	0	0	0	163	122	1.336	6	1	6.000
2	USA	UNITED STATES	6	2	1	1	1	0	0	0	1	0	161	134	1.201	4	3	1.333
3	BAR	BARBADOS	3	2	1	1	0	0	1	0	0	1	154	175	0.880	3	5	0.600
4	ESA	EL SALVADOR	2	2	0	2	0	0	0	1	0	1	136	183	0.743	2	6	0.333





P-2 VOLLEYBALL • Match result



2015 U21 Mens Panamerican Cup GROUP B

Match: 4 **Date:** 24/06/2015 **Spectators:** 100
City: Gatineau, QC
Hall: Centre Sportif de Gantineu
Match duration: **Start:** 16:00 **End:** 17:54 **Total:** 1:54

Teams	Sets	1	2	3	4	5	Total
ESA	2	25	26	17	21	11	100
BAR	3	19	24	25	25	15	108
Set duration		0:19	0:27	0:21	0:21	0:14	1:42

Referees: THORBURG, William (USA) & THEIRANT, Sergei (CAN)

ESA • EL SALVADOR		1	2	3	4	5	Pts
4	Rivas Mauricio (OH)	■	■	■	■	■	18
5	Menjivar Erick (OH)		□	■	■	□	6
6	Sandoval Rodrigo (OH)	■	■	■	■	■	8
7	Platero Manuel (MB)	■	■	■	■	■	4
8	Vargas Cristian (S)	□	□	□	■		
9	L Carranza Luis	L	L	L	L	L	
12	Arteaga Aaron (MB)						
13	Rodríguez Carlos (OP)	■	■	■	□	■	6
14	Zelaya Christopher (MB)	■	■		■	■	1
17	Valdez Samuel (OP)	■	■	■	■	■	14
18	Morales Kevin (MB)						

Coach: Rivera, Ricardo (ESA)
Assistant: Cerón, Gerson (ESA)

BAR • BARBADOS		1	2	3	4	5	Pts
1	Jordan Ashan (OH)						
2	Wood Ammuniki (MB)	■	■	■	■	■	11
4	L Packer Stephen	L	L	L	L	L	
6	Seale Darien (OH)						
8	Stapleton Andriy (OP)	■	■	■	■	■	12
12	Bishop Shamar (MB)						
13	Mayers Ahkeem (S)	■	■	■	■	■	7
15	Holder Chioke (MB)	■	■	■	■	■	8
16	Doughy Paul (S)	■	■	■	■	■	2
17	Goodridge Jabarry (OH)	■	■	■	■	■	31

Coach: Stuart, John (BAR)
Assistant:

TEAMS AND PLAYERS PERFORMANCES

Won Pts	Total Atts	No Name	Scoring Skills	Won Pts	Total Atts	No Name
41	141	Total Team		51	132	Total Team
14	42	4 Rivas Mauricio (OH)	Spike	26	68	17 Goodridge Jabarry (OH)
13	45	17 Valdez Samuel (OP)		12	28	8 Stapleton Andriy (OP)
14	74	Total Team	Block	18	71	Total Team
4	19	4 Rivas Mauricio (OH)		6	18	2 Wood Ammuniki (MB)
3	11	6 Sandoval Rodrigo (OH)	Serve	5	9	17 Goodridge Jabarry (OH)
2	100	Total Team		2	108	Total Team
2	14	6 Sandoval Rodrigo (OH)	Opp. error	2	24	16 Doughy Paul (S)
43		Total Team	Total	37		Total Team
100	315	Total Team		108	311	Total Team
18	76	4 Rivas Mauricio (OH)	Best Scorer	31	96	17 Goodridge Jabarry (OH)
9	128	Total Team	Non scoring Skills	10	144	Total Team
4	14	4 Rivas Mauricio (OH)	Dig	3	20	4 Packer Stephen
3	20	6 Sandoval Rodrigo (OH)		2	21	13 Mayers Ahkeem (S)
98	140	Total Team	Set	78	137	Total Team
75	95	13 Rodríguez Carlos (OP)		72	108	16 Doughy Paul (S)
21	95	Total Team	Reception	22	87	Total Team
9	37	4 Rivas Mauricio (OH)	Success - Faults	8	30	4 Packer Stephen
4	24	6 Sandoval Rodrigo (OH)	# Attempts	9	36	17 Goodridge Jabarry (OH)

■ Starting line-up Pts = Points scored [nn] = Captain
□ Substitute Atts = Attempts L = Libero
Opp = Opponent





P-2 VOLLEYBALL • Match result



2015 U21 Mens Panamerican Cup GROUP A

Match: 5 **Date:** 24/06/2015 **Spectators:** 250
City: Gatineau, QC
Hall: Centre Sportif de Gatineau
Match duration: **Start:** 18:31 **End:** 19:48 **Total:** 1:17

Teams	Sets	1	2	3	4	5	Total
CHI	3	25	25	25			75
MEX	0	22	18	19			59
Set duration		0:24	0:25	0:22			1:11

Referees: ADDISON, Dale (BAR) & ARAUJO, Fernando (BRA)

CHI • CHILE		1	2	3	4	5	Pts
1	Guerra Simón (MB)	■	■	■			9
3	Araya Gabriel (MB)	■	■	■			7
4	Gago Tomas (MB)						
8	Albornoz Rafael (OH)						
9	Bonacic Dusan (OH)	■	■	■			14
11	Ruiz Matias (OH)	■	■	■			6
12	Jeria Rodrigo (OH)						
14	Villarreal Esteban (S)						
15	L Castillo Sebastian	L	L	L			
16	Diaz Sebastian (OP)				□		
18	Boreli Gianluca (OP)	■	■	■			15
19	Banda Matias (S)	■	■	■			1

MEX • MEXICO		1	2	3	4	5	Pts
4	Muñoz Alexis (S)	■	■	■			
5	L Estrella Jaime	L	L	L			
7	Frias Yostin (OP)	■	■				3
8	Rubio Jose Luis (OH)	□	□	■			3
9	Noriega Enrique (MB)	■	■	■			2
10	Ugalde Enrique (OH)	■	■				1
12	Chavez Miguel (MB)				□		
13	Martinez Alan (OH)	■	■	■			8
16	Olvera Francisco (OH)			□	■		7
17	Bojorquez Luis (MB)	■	■	■			2
18	Martinez Joshua (MB)			□	■		4

Coach: Nejamkin Daniel Rube (CHI)
Assistant: Villarreal Barahona (CHI)

Coach: VICTOR PORRAS ALVARA (MEX)
Assistant: LUIS ANGEL ALVAREZ V (MEX)

TEAMS AND PLAYERS PERFORMANCES

Won Pts	Total Atts	No Name
41	85	Total Team
15	28	18 Boreli Gianluca (OP)
12	20	9 Bonacic Dusan (OH)
7	44	Total Team
3	18	3 Araya Gabriel (MB)
2	13	1 Guerra Simón (MB)
4	73	Total Team
2	16	9 Bonacic Dusan (OH)
2	15	1 Guerra Simón (MB)
23		Total Team
75	202	Total Team

Scoring Skills
Spike
Block
Serve
Opp. error
Total

Won Pts	Total Atts	No Name
23	80	Total Team
8	20	13 Martinez Alan (OH)
4	7	18 Martinez Joshua (MB)
4	34	Total Team
2	4	8 Rubio Jose Luis (OH)
1	2	16 Olvera Francisco (OH)
3	61	Total Team
3	8	16 Olvera Francisco (OH)
29		Total Team
59	175	Total Team

15	41	18 Boreli Gianluca (OP)
----	----	-------------------------

Best Scorer		
8	37	13 Martinez Alan (OH)

8	37	13 Martinez Alan (OH)
---	----	-----------------------

Excellent	Total Atts	No Name
9	62	Total Team
4	13	15 Castillo Sebastian
2	9	9 Bonacic Dusan (OH)
62	84	Total Team
57	72	19 Banda Matias (S)
30	55	Total Team
17	26	15 Castillo Sebastian
6	17	9 Bonacic Dusan (OH)

Non scoring Skills
Dig
Set
Reception
Success - Faults
Attempts

Excellent	Total Atts	No Name
1	78	Total Team
1	4	17 Bojorquez Luis (MB)
61	81	Total Team
56	67	4 Muñoz Alexis (S)
16	58	Total Team
8	23	5 Estrella Jaime
4	17	13 Martinez Alan (OH)

■ Starting line-up Pts = Points scored [nn] = Captain
□ Substitute Atts = Attempts L = Libero
Opp = Opponent





P-2 VOLLEYBALL • Match result



2015 U21 Mens Panamerican Cup GROUP B

Match: 6 **Date:** 24/06/2015 **Spectators:** 175
City: Gatineau, QC
Hall: Center Sortif de Gatineau
Match duration: Start: 20:24 End: 22:19 Total: 1:55

Teams	Sets	1	2	3	4	5	Total
BRA	3	25	25	13	25		88
USA	1	23	18	25	20		86
Set duration		0:26	0:28	0:23	0:29		1:46

Referees: NAVAS, Claudio (MEX) & CINFUENTES, Boris (CHI)

BRA • BRAZIL		1	2	3	4	5	Pts
4	L Carvalho Filho Rogério	L	L	L	L		
5	Costa Matheus (OH)						
7	Silva Pedro (S)	■	■	■	■		4
9	Oliveira Guilherme (OH)						
10	Santos Nicolas (MB)	■	■	■	■		9
11	Leao Rodrigo (OH)	■	■	■	■		15
13	Marengoni Johan (MB)						
14	Kreling Fernando (S)						
15	Oliveira Caio (OP)	□		□	■		10
16	Kavalkievicz Gabriel (OH)	■	■	■	■		11
18	Madaloz Lucas (OP)	■	■	■			7
20	Silva Romulo (MB)	■	■	■	■		8

USA • UNITED STATES		1	2	3	4	5	Pts
1	Benesh Andrew (MB)	■	■	■	■		13
2	L Boehle Hayden	L	L	L	L		
3	Kindem Soren Peter Dion (S)	■	■	■	■		3
4	Fey Kupono (OH)						
5	Franciskovic Jennings (S)			□			
6	Gevis Jr. Richard (OP)					□	
7	Hatch John (OH)	■	■				1
8	Jendryk II Jeffrey (MB)	■	■	■	■		14
9	Nugent Christopher (OH)			□	■	■	6
10	Perinar George (OP)	■	■	■	■		12
11	Sander Brenden (OH)	■	■	■	■		14
12	Walsh Jr. Matthew (MB)						

Coach: Leonardo Afonso Seix (BRA)
Assistant: Leandro Nogueira Dut (BRA)

Coach: Friend, Daniel (USA)
Assistant: Hosack, Jay (USA)

TEAMS AND PLAYERS PERFORMANCES

Won Pts	Total Atts	No Name
45	120	Total Team
11	38	11 Leao Rodrigo (OH)
10	22	16 Kavalkievicz Gabriel (OH)
10	48	Total Team
4	10	20 Silva Romulo (MB)
3	7	7 Silva Pedro (S)
9	87	Total Team
4	18	11 Leao Rodrigo (OH)
3	18	10 Santos Nicolas (MB)
24		Total Team
88	255	Total Team

Scoring Skills
Spike
Block
Serve
Opp. error
Total

Won Pts	Total Atts	No Name
50	114	Total Team
12	34	11 Sander Brenden (OH)
11	16	8 Jendryk II Jeffrey (MB)
9	51	Total Team
3	16	8 Jendryk II Jeffrey (MB)
3	11	1 Benesh Andrew (MB)
4	87	Total Team
2	18	11 Sander Brenden (OH)
2	17	10 Perinar George (OP)
23		Total Team
86	252	Total Team

15	62	11 Leao Rodrigo (OH)
----	----	----------------------

Best Scorer		
14	44	8 Jendryk II Jeffrey (MB)

14	44	8 Jendryk II Jeffrey (MB)
----	----	---------------------------

Excellent	Total Atts	No Name
8	111	Total Team
4	30	4 Carvalho Filho Rogério
2	9	10 Santos Nicolas (MB)
82	123	Total Team
78	100	7 Silva Pedro (S)
27	78	Total Team
13	29	4 Carvalho Filho Rogério
11	30	16 Kavalkievicz Gabriel (OH)

Non scoring Skills
Dig
Set
Reception
Success - Faults
Attempts

Excellent	Total Atts	No Name
10	115	Total Team
6	25	2 Boehle Hayden
2	10	11 Sander Brenden (OH)
76	110	Total Team
72	96	3 Kindem Soren Peter Dion
24	79	Total Team
13	20	2 Boehle Hayden

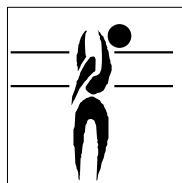
■ Starting line-up Pts = Points scored [nn] = Captain
□ Substitute Atts = Attempts L = Libero
Opp = Opponent





P-5 VOLLEYBALL • Players ranking by skills

2015 U21 Mens Panamerican Cup



Best Scorers

Rk	No	Name	Team	Spike	Block	Serve	Total
1	17	Goodridge Jabarry (OH)	BAR	34	6	0	40
2	11	Sander Brenden (OH)	USA	20	1	3	24
3	4	Rivas Mauricio (OH)	ESA	19	4	0	23
4	11	Leao Rodrigo (OH)	BRA	15	1	6	22
5	1	Benesh Andrew (MB)	USA	16	3	0	19
5	8	Jendryk II Jeffrey (MB)	USA	11	5	3	19
7	15	Oliveira Caio (OP)	BRA	17	0	1	18
8	10	Perinar George (OP)	USA	12	3	2	17
8	17	Valdez Samuel (OP)	ESA	16	1	0	17
8	8	Stapleton Andriy (OP)	BAR	16	1	0	17
8	2	Wood Ammuniki (MB)	BAR	10	7	0	17
12	13	Martinez Alan (OH)	MEX	16	0	0	16
12	10	Santos Nicolas (MB)	BRA	10	3	3	16
14	18	Boreli Gianluca (OP)	CHI	15	0	0	15
14	18	Madaloz Lucas (OP)	BRA	12	1	2	15
16	9	Bonacic Dusan (OH)	CHI	12	0	2	14
16	16	Kavalkievicz Gabriel (OH)	BRA	13	0	1	14
18	2	Koppers Brandon (OH)	CAN	11	0	1	12
18	4	Scheerhoorn Blake (OP)	CAN	10	1	1	12
18	7	Hatch John (OH)	USA	10	1	1	12
18	20	Silva Romulo (MB)	BRA	7	5	0	12
18	6	Sandoval Rodrigo (OH)	ESA	7	3	2	12
23	15	Holder Chioke (MB)	BAR	7	4	0	11
24	7	Frias Yostin (OP)	MEX	9	1	0	10
25	1	Guerra Simón (MB)	CHI	5	2	2	9
26	6	Nickifor Ryan (OH)	CAN	5	2	0	7
26	3	Araya Gabriel (MB)	CHI	4	3	0	7
26	10	Ugalde Enrique (OH)	MEX	6	0	1	7
26	8	Rubio Jose Luis (OH)	MEX	4	3	0	7
26	16	Olvera Francisco (OH)	MEX	3	1	3	7
26	6	Gevis Jr. Richard (OP)	USA	7	0	0	7
26	9	Nugent Christopher (OH)	USA	7	0	0	7
26	13	Rodríguez Carlos (OP)	ESA	4	3	0	7
26	13	Mayers Ahkeem (S)	BAR	3	4	0	7
35	11	Ruiz Matias (OH)	CHI	5	1	0	6
35	7	Szwarc Arthur (MB)	CAN	3	1	2	6
35	7	Silva Pedro (S)	BRA	1	4	1	6
35	5	Menjivar Erick (OH)	ESA	4	2	0	6
39	12	Walsh Jr. Matthew (MB)	USA	4	1	0	5
40	13	Chambers Arran (MB)	CAN	3	1	0	4
40	18	Martinez Joshua (MB)	MEX	4	0	0	4
40	9	Noriega Enrique (MB)	MEX	3	1	0	4
40	7	Platero Manuel (MB)	ESA	3	1	0	4
44	5	Coleman Lucas (OH)	CAN	2	1	0	3
44	3	Kindem Soren Peter Dion (S)	USA	1	2	0	3
44	14	Zelaya Christopher (MB)	ESA	1	2	0	3
44	16	Doughy Paul (S)	BAR	0	1	2	3
48	1	Chancy Gabriel (S)	CAN	0	2	0	2
48	17	Bojorquez Luis (MB)	MEX	2	0	0	2
48	9	Oliveira Guilherme (OH)	BRA	2	0	0	2
Total tournament				415	91	40	546





P-5 VOLLEYBALL • Players ranking by skills

2015 U21 Mens Panamerican Cup



Best Spikers

Limit: 15.00%

Rk	No	Name	Team	Spikes	Faults	Shots	Total Attempts	Succ. %
1	9	Bonacic Dusan (OH)	CHI	12	3	5	20	60.00
2	18	Boreli Gianluca (OP)	CHI	15	1	12	28	53.57
3	1	Benesh Andrew (MB)	USA	16	4	10	30	53.33
4	15	Oliveira Caio (OP)	BRA	17	4	12	33	51.52
5	2	Koppers Brandon (OH)	CAN	11	4	8	23	47.83
6	13	Martinez Alan (OH)	MEX	16	-	18	34	47.06
7	16	Kavalkievicz Gabriel (OH)	BRA	13	4	12	29	44.83
8	10	Perinar George (OP)	USA	12	3	13	28	42.86
9	4	Scheerhoorn Blake (OP)	CAN	10	3	11	24	41.67
10	18	Madaloz Lucas (OP)	BRA	12	5	12	29	41.38
Total Tournament				415	154	515	1,084	38.28



Best Blockers

Rk	No	Name	Team	Kill Blocks	Faults	Rebounds	Total Attempts	Avg. by set
1	3	Araya Gabriel (MB)	CHI	3	6	9	18	1.00
2	2	Wood Ammuniki (MB)	BAR	7	7	9	23	0.88
3	17	Goodridge Jabarry (OH)	BAR	6	4	4	14	0.75
4	8	Jendryk II Jeffrey (MB)	USA	5	5	10	20	0.71
5	20	Silva Romulo (MB)	BRA	5	4	3	12	0.71
6	1	Chancy Gabriel (S)	CAN	2	1	2	5	0.67
7	1	Guerra Simón (MB)	CHI	2	3	8	13	0.67
8	6	Nickifor Ryan (OH)	CAN	2	3	2	7	0.67
9	7	Silva Pedro (S)	BRA	4	3	4	11	0.57
10	4	Rivas Mauricio (OH)	ESA	4	2	17	23	0.50
Total Tournament				91	166	237	494	4.33



Best Servers


Rk	No	Name	Team	Aces	Faults	Serve Hits	Total Attempts	Avg. by set
1	11	Leao Rodrigo (OH)	BRA	6	6	14	26	0.86
2	9	Bonacic Dusan (OH)	CHI	2	1	13	16	0.67
3	1	Guerra Simón (MB)	CHI	2	5	8	15	0.67
4	7	Szwarc Arthur (MB)	CAN	2	4	5	11	0.67
5	16	Olvera Francisco (OH)	MEX	3	1	4	8	0.50
6	8	Jendryk II Jeffrey (MB)	USA	3	1	16	20	0.43
7	10	Santos Nicolas (MB)	BRA	3	3	24	30	0.43
8	11	Sander Brenden (OH)	USA	3	4	20	27	0.43
9	2	Koppers Brandon (OH)	CAN	1	1	8	10	0.33
10	4	Scheerhoorn Blake (OP)	CAN	1	2	13	16	0.33
Total Tournament				40	135	708	883	1.90





P-5 VOLLEYBALL • Players ranking by skills

2015 U21 Mens Panamerican Cup



Best Diggers

Rk	No	Name	Team	Digs	Faults	Receptions	Total Attempts	Avg. by set
1	8	Richards Andrew	CAN	6	2	4	12	2.00
2	15	Castillo Sebastian	CHI	4	2	7	13	1.33
3	2	Boehle Hayden	USA	8	3	30	41	1.14
4	2	Koppers Brandon (OH)	CAN	3	-	5	8	1.00
5	1	Chancy Gabriel (S)	CAN	2	-	3	5	0.67
6	9	Bonacic Dusan (OH)	CHI	2	2	5	9	0.67
7	6	Nickifor Ryan (OH)	CAN	2	2	3	7	0.67
8	3	Araya Gabriel (MB)	CHI	2	3	3	8	0.67
9	4	Rivas Mauricio (OH)	ESA	5	3	13	21	0.63
10	4	Carvalho Filho Rogério	BRA	4	8	32	44	0.57
Total Tournament				75	351	508	934	3.57



Best Setters

Rk	No	Name	Team	Running Sets	Faults	Still Sets	Total Attempts	Avg. by set
1	19	Banda Matias (S)	CHI	57	1	14	72	19.00
2	4	Muñoz Alexis (S)	MEX	89	2	42	133	14.83
3	7	Silva Pedro (S)	BRA	91	2	57	150	13.00
4	3	Kindem Soren Peter Dion (S)	USA	89	3	38	130	12.71
5	1	Chancy Gabriel (S)	CAN	38	2	26	66	12.67
6	16	Doughy Paul (S)	BAR	95	7	58	160	11.88
7	13	Rodríguez Carlos (OP)	ESA	81	3	63	147	10.13
8	5	Franciskovic Jennings (S)	USA	17	1	6	24	2.43
9	8	Vargas Cristian (S)	ESA	14	-	10	24	1.75
10	9	Carranza Luis	ESA	9	2	12	23	1.13
Total Tournament				614	30	454	1,098	29.24



Best Receivers

Limit: 25.00%


Rk	No	Name	Team	Excellents	Faults	Serve Receptions	Total Attempts	Eff. %
1	15	Castillo Sebastian	CHI	17	1	8	26	61.54
2	2	Koppers Brandon (OH)	CAN	7	-	5	12	58.33
3	8	Richards Andrew	CAN	8	-	7	15	53.33
4	4	Carvalho Filho Rogério	BRA	13	1	21	35	34.29
5	16	Kavalkievicz Gabriel (OH)	BRA	11	1	24	36	27.78
6	9	Bonacic Dusan (OH)	CHI	6	2	9	17	23.53
7	5	Estrella Jaime	MEX	13	2	32	47	23.40
8	4	Packer Stephen	BAR	9	1	33	43	18.60
9	17	Goodridge Jabarry (OH)	BAR	13	3	43	59	16.95
10	4	Rivas Mauricio (OH)	ESA	11	3	41	55	14.55
Total Tournament				198	45	504	747	20.48





P-5 VOLLEYBALL • Players ranking by skills

2015 U21 Mens Panamerican Cup



Best Liberos

Rk	No	Name	Team	Excellents	Faults	In play	Total attempts	Avg. by set
1	15	Castillo Sebastian	CHI	21	3	15	39	7.00
2	8	Richards Andrew	CAN	14	2	11	27	4.67
3	2	Boehle Hayden	USA	24	4	40	68	3.43
4	4	Carvalho Filho Rogério	BRA	17	9	53	79	2.43
5	5	Estrella Jaime	MEX	13	14	45	72	2.17
6	4	Packer Stephen	BAR	12	6	49	67	1.50
7	9	Carranza Luis	ESA	4	9	57	70	0.50
8	9	Riopel Olivier	CAN					



Barbados comes from behind to beat El Salvador 3-2 at U21 Men's Pan American Cup in Gatineau



GATINEAU, Canada, June 24, 2015 – Barbados overcame a 0-2 deficit to beat El Salvador 3-2 (19-25, 24-26, 25-17, 25-21, 15-11) Wednesday in Pool B action of the U21 Men's Pan American Cup at the Centre Sportif de Gatineau.

After losing to the United States on Tuesday, Barbados has higher hopes of qualifying to the quarterfinal stage. With

two defeats, El Salvador now sits last in Pool B.

The Central American squad got off to a good start by taking the first two sets 25-19 and 26-24. But they lost steam and the Caribbean team started controlling the game and took the two subsequent sets to set the stage for the tie-breaker.

Barbados again took the initiative in the decisive set 8-4 and although their opponents closed in 10-11, they displayed a more effective attack and took advantage of their rivals' errors to win 15-11.

Jabarry Goodridge was crucial in Barbados' victory with 31 points. Andriy Stapleton and captain Ammuniki Wood added 12 and 11, respectively. Mauricio Rivas (18) and captain Samuel Valdez (14) were the top scorers for El Salvador.

John Stuart, head coach of Barbados: "We started really slow and made too many forced errors, but the guys showed a lot of heart coming back from two sets. Hopefully by tomorrow for the next game, we should have it all sorted out."

Ammuniki Wood, captain of Barbados: "I think we had an average game, but we still haven't showed our full potential. We show spurts in some moments but we still haven't showed up. I'm proud of the guys for coming back after being down 2 sets and showing



that we have some fight, but we still have yet to really show our full potential in the tournament. We will work on it at practice tomorrow and be back for the next game.”

Samuel Valdez, captain of El Salvador: “We started out well in the first two sets, very focused. We slowed down in the third and in the fourth we did start well but again lost our focus and the long game started to take a toll on us. The tie-breaker is a lottery. Whoever makes less mistakes is the winner. We will prepare for our next game and leave the tournament with our heads up.”

Ricardo Rivera, head coach of El Salvador: “We have a lot to earn from this match. We were extra confident after leading 2-0 and nobody expected to lose after such lead. We will keep our spirit high for tomorrow's game. We want to leave the tournament with a good performance as we are preparing to defend our Central American title in August at home.”

Chile wins debut match against Mexico at U21 Men's Pan American Cup in Gatineau



GATINEAU, Canada, June 24, 2015 – Chile made a successful debut in Pool A action of the U21 Men's Pan American Cup by beating Mexico 3-0 (25-22, 25-18, 25-19) Wednesday at the Centre Sportif de Gatineau.

The South American squad dominated their opponents in attacks (41-23), blocks (7-4) and serving aces (4-3).

Gianluca Boreli led the Chilean attack with 15 points, one more than captain Dusan Bonacic. Alan Martinez (8) and Francisco Olvera (7) were the top scorers for Mexico.

Dusan Bonacic, captain of Chile: “The final result may show that it was an easy game for us, but Mexico put a lot of pressure on us. We defended every ball. We tried to hit the ball



harder and that was our mistake. We look forward to the next match against Canada. We know we can play a better volleyball than what we showed today. I am sure my teammates will 100% ready.”

Daniel Nejamkin, coach of Chile: “It was a match full of nerves being our debut. It is normal for a team at this level. We hope to play better tomorrow against a team that should perform at a level higher than what Mexico showed today. Every game is important and we will prepare for our match against Canada.”

Enrique Ugalde, captain of Mexico: “Today Chile played very well, and we didn’t get to our best level. They made a lot of mistakes in the first set and we couldn’t get an advantage over them. Then they started to serve better and we had problems in our reception. In the whole match we couldn’t get to our best level like yesterday, and that was the main factor of today’s game.”

Victor Porras, head coach of Mexico: “We were desperate and made many mistakes in our serve and reception. We could not control the reception and that led to many simple mistakes on court.”

With a victory each, Chile and Canada will play Thursday for the top spot in Pool A. Despite two defeats, World Championships hosts Mexico will advance to the quarterfinal phase on Friday.

Brazil beats USA 3-1 to lead Pool B at U21 Men’s Pan American Cup in Gatineau

GATINEAU, Canada, June 24, 2015 – Brazil has moved to the top of Pool B of the U21 Men’s Pan American Cup as they posted a convincing 3-1 (25-23, 25-18, 13-25, 25-20) win over the United States on Wednesday at the Centre Sportif de Gatineau.

The South American squad, already qualified for the World Championships this September in Mexico, showed a very consistent play in all aspects of the game. Trailing 21-23, Rodrigo Leao’s lethal serve and attack proved crucial as Brazil took the opening set 25-23.

Brazil continued to show a consistent play in all aspects of the game to secure the second set 25-18. The North American squad bounced back in the third set 25-13 to close in the score, but Brazil recovered their best level of play and went on to seal the victory 25-20.

Rodrigo Leao led the Brazilian attack with 15 points, followed by Gabriel Kavalkievicz (11) and Caio Oliveira (10) (10).



Sander Brenden, younger brother of FIVB Volleyball Men's World Championship MVP Taylor Sander, and Jeffrey Jendryk II led the USA squad with 14 points each. Andrew Benesh (13) and George Perinar (12) also produced double digits.

Fernando Kreling, captain of Brazil: "We played a good game. Our level decreased in the third set, but returned to our best level to win the game. We are now testing ourselves against teams who will be playing at the World Championships and this is very important in our preparation for the World Championships. Against Barbados we will continue to maintain our level."

Leonardo Seix, head coach of Brazil: "It was a good match. The US is a strong rival and we also have Chile and Canada in Pool A. We know the qualities of the US team and our rivalry. Overall, the team played very well. It has been the most competitive match we have had so far in preparation for the World Championships. We had good moments and also down moments, especially in the third set, when we were dominated by the USA. We could not respond to their play. We lost our concentration. We will come back with the game spirit against Barbados tomorrow. We are here to prepare for the World Championships, but in every tournament we are entered with the mentality to win."

John Hatch, captain of the United States: "There were a couple of times where we could have made some plays, but I think overall it was a good first look and it's a really good competition. Hopefully we can learn and grow from this and get better."

Dan Friend, the head coach of the USA: "I thought we battled pretty well in the first game, but overall in the match I don't think we passed very well. In the first game we kind of broke down in that area in different spots and Brazil pulled ahead. I think ultimately we saw that go through the match and in game three we started to pass a little bit better. In game four we had a couple opportunities and didn't capitalize and again our passing broke



down a little bit. First ball contact is the name of the game, you need to be able to serve and pass and Brazil did a nice job of serving and we didn't pass as well as we needed to."

Both teams will end their Pool B campaign on Thursday when Brazil faces off Barbados and the United States takes on El Salvador.