



NORCECA

Women's Continental Championship Olympic Qualification


25-Sept. 3 Oct. Michoacan, Mexico



Boletin / Bulletin

September 29 th, 2015

4



Calendario y Formato de Competencia / Competition Format and Match Schedule

GROUP-A													
No.	Date	Time	Teams		Set	Result per set (points)					POINTS	TIME	
						1	2	3	4	5			
1	27-sep	13:00	COSTA RICA	vs	UNITED STATES	0-3	15-25	11-25	13-25			39-75	1:15
3	27-sep	17:00	CUBA	vs	CANADA	2-3	22-25	25-18	25-22	20-25	12-15	104-105	2:02
5	28-sep	14:00	CUBA	vs	COSTA RICA	3-0	25-14	25-15	25-21			75-50	1:14
7	28-sep	18:00	UNITED STATES	vs	CANADA	3-0	25-15	25-17	25-19			75-51	1:15
9	29-sep	14:00	CANADA	vs	COSTA RICA	3-0	25-15	25-12	25-10			75-37	1:09
11	29-sep	18:00	UNITED STATES	vs	CUBA	3-0	25-16	25-18	30-28			80-62	1:25

GROUP-B													
No.	Date	Time	Teams		Set	Result per set (points)					POINTS	TIME	
						1	2	3	4	5			
2	27-sep	15:00	DOMINICAN REPUBLIC	vs	PUERTO RICO	3-2	25-19	25-19	18-25	20-25	15-13	103-101	2:25
4	27-sep	20:00	MEXICO	vs	TRINIDAD & TOBAGO	3-0	25-16	25-12	25-23			75-51	1:21
6	28-sep	16:00	TRINIDAD & TOBAGO	vs	DOMINICAN REPUBLIC	0-3	16-25	14-25	17-25			47-75	1:18
8	28-sep	20:00	MEXICO	vs	PUERTO RICO	2-3	20-25	25-23	16-25	25-18	11-15	97-106	2:14
10	29-sep	16:00	PUERTO RICO	vs	TRINIDAD & TOBAGO	3-0	25-14	25-14	25-21			75-49	1:11
12	29-sep	20:00	MEXICO	vs	DOMINICAN REPUBLIC	0-3	16-25	18-25	23-25			57-75	1:22

QUARTERFINALS													
No.	Date	Time	Teams		Set	Result per set (points)					POINTS	TIME	
						1	2	3	4	5			
13	30-sep	18:00	PUERTO RICO	vs	CUBA	0-0							
14	30-sep	20:00	CANADA	vs	MEXICO	0-0							

CLASSIFICATION 5/8													
No.	Date	Time	Teams		Set	Result per set (points)					POINTS	TIME	
						1	2	3	4	5			
15	01-oct	14:00	4th A	vs	Loser of M14* (or M13)	0-0							
16	01-oct	16:00	4th B	vs	Loser of M13* (or M14)	0-0							

SEMIFINALS													
No.	Date	Time	Teams		Set	Result per set (points)					POINTS	TIME	
						1	2	3	4	5			
17	01-oct	18:00	1st B	vs	Winner of M14* (or M13)	0-0							
18	01-oct	20:00	1st A	vs	Winner of M13* (or M14)	0-0							

FINAL CLASSIFICATION 7/8													
No.	Date	Time	Teams		Set	Result per set (points)					POINTS	TIME	
						1	2	3	4	5			
19	02-oct	14:00	Loser of M15	vs	Loser of M16	0-0							


FINAL CLASSIFICATION 5/6													
No.	Date	Time	Teams		Set	Result per set (points)					POINTS	TIME	
						1	2	3	4	5			
20	02-oct	16:00	Winner of M15	vs	Winner of M16	0-0							

FINALS													
No.	Date	Time	Teams		Set	Result per set (points)					POINTS	TIME	
						1	2	3	4	5			
21	02-oct	18:00	Loser of M17	vs	Loser of M18	0-0							
22	02-oct	20:00	Winner of M17	vs	Winner of M18	0-0							

*NOTE1: For the Classification, Quarterfinal and Semifinal Rounds, according to the FIVB General Competition Regulations, it must be avoided that teams from the same group play each other.

*NOTE2: According to the established competition format and the FIVB General Regulations, for the Classification, Quarterfinal and

*NOTE3: Loser of M14 = Loser of Match #14, etc.



Día / Day	Hora / Time	Auditorio Universidad Michoacana de San Nicolas de Hidalgo	CANCHA PRINCIPAL AUDITORIO BICENTENARIO Competition Venue	Training Court A - Auditorio UVAQ Ing. César Nava Miranda
30-sep-15	8:00	PUERTO RICO (18:00)		TRINIDAD & TOBAGO
	9:30	CUBA (18:00)		DOMINICAN REPUBLIC
	11:00	CANADA (20:00)		UNITED STATES OF AMERICA
	12:30	MEXICO (20:00)		COSTA RICA
	18:00		PUERTO RICO vs CUBA	
	20:00		CANADA vs MEXICO	
01-oct-15	7:00	COSTA RICA (14:00)		LOSER OF M14*(M13) (14:00)
	8:30	TRINIDAD & TOBAGO (16:00)		LOSER OF M13*(M14) (16:00)
	10:00	DOMINICAN REPUBLIC (18:00)		WINNER OF M14*(M13) (18:00)
	11:30	UNITED STATES OF AMERICA (20:00)		WINNER OF M13*(M14) (20:00)
	14:00		COSTA RICA vs LOSER OF M14*(M13)	
	16:00		TRINIDAD & TOBAGO vs LOSER OF M13*(M14)	
	18:00		DOMINICAN REPUBLIC vs WINNER OF M14*(M13)	
	20:00		UNITED STATES OF AMERICA vs WINNER OF M13*(M14)	
02-oct-15	7:00	LOSER OF M15 (14:00)		LOSER OF M16 (14:00)
	8:30	WINNER OF M15 (16:00)		WINNER OF M16 (16:00)
	10:00	LOSER OF M17 (18:00)		LOSER OF M18 (18:00)
	11:30	WINNER OF M17 (20:00)		WINNER OF M18 (20:00)
	14:00		LOSER OF M15 vs LOSER OF M16	
	16:00		WINNER OF M15 vs WINNER OF M16	
	18:00		LOSER OF M17 vs LOSER OF M18	
	20:00		WINNER OF M17 vs WINNER OF M18	



FEDERATION
INTERNATIONALE
DE VOLLEYBALL



0-1

UNIFORM COLOURS
Couleur de l'uniforme

CITY :

REGISTERED COLOURS / Couleurs enregistrées :
(ONLY SHIRT COLOUR - seulement la couleur du maillot)

DATE : ^{Dj} ^{M/m} ^{Y/a} TIME: ^H ⁰ ^{Min}
Heure: ^H ⁰ ^{Min}

TEAMS :
Equipes :

POOL/PHASE :
Groupe/Phase :

1	Red	Blue	Red	White		
2	White	Red	White	Blue		
	Black	White	Green	Red		

MATCH SCHEDULE - Calendrier des matches

TEAMS CHOICE - Choix des équipes (1 - 2 OR/ou 3)

FIVB DECISION
Décision de la FIVB

DATE :	No.	Team Equipe		1st CHOICE 1er Choix			LIBERO Choice			FIVB DECISION	
		A	B	A		B	A		B	A	B
30-Sept-15	13	PUR	CUB				Red		White	White	Blue
30-Sept-15	14	CAN	MEX				Black		White	White	Red

APPROVAL - Approbation : FIVB Technical Delegate :
Délégué technique FIVB :



VOLLEYBALL • Match calendar

Women's Continental Championship - Olympic Qualif.



Group A

No	Phase	Teams	Date	Hour	City	Hall
1	A	CRC - USA	27/09/2015	13:05	Morelia	Auditorio Bicentenario
3	A	CUB - CAN	27/09/2015	18:13	Morelia	Auditorio Bicentenario
5	A	CUB - CRC	28/09/2015	14:00	Morelia	Auditorio Bicentenario
7	A	USA - CAN	28/09/2015	18:05	Morelia	Auditorio Bicentenario
9	A	CAN - CRC	29/09/2015	14:00	Morelia	Auditorio Bicentenario
11	A	USA - CUB	29/09/2015	18:00	Morelia	Auditorio Bicentenario

Group B

No	Phase	Teams	Date	Hour	City	Hall
2	B	DOM - PUR	27/09/2015	15:00	Morelia	Auditorio Bicentenario
4	B	MEX - TRI	27/09/2015	21:53	Morelia	Auditorio Bicentenario
6	B	TRI - DOM	28/09/2015	16:02	Morelia	Auditorio Bicentenario
8	B	MEX - PUR	28/09/2015	20:03	Morelia	Auditorio Bicentenario
10	B	PUR - TRI	29/09/2015	16:00	Morelia	Auditorio Bicentenario
12	B	MEX - DOM	29/09/2015	20:10	Morelia	Auditorio Bicentenario

QUARTERFINALS

No	Phase	Teams	Date	Hour	City	Hall
13	C	PUR - CUB	30/09/2015	18:00	Morelia	Auditorio Bicentenario
14	C	CAN - MEX	30/09/2015	20:00	Morelia	Auditorio Bicentenario





P-4 VOLLEYBALL • Collated results & ranking



Women's Continental Championship - Olympic Qualif.
Results of Tuesday, 29' 29e 'September' 29e '2015

MATCH RESULTS

Group A

No	Date	Teams	Set	Result per set (points)					Total Points	Time	Spectators
				1	2	3	4	5			
1	27/09/2015	CRC - USA	0-3	15-25	11-25	13-25			39- 75	1:15	800
3	27/09/2015	CUB - CAN	2-3	22-25	25-18	25-22	20-25	12-15	104-105	2:02	2.500
5	28/09/2015	CUB - CRC	3-0	25-14	25-15	25-21			75- 50	1:14	250
7	28/09/2015	USA - CAN	3-0	25-15	25-17	25-19			75- 51	1:15	1.600
9	29/09/2015	CAN - CRC	3-0	25-15	25-12	25-10			75- 37	1:09	200
11	29/09/2015	USA - CUB	3-0	25-16	25-18	30-28			80- 62	1:25	2.000

Group B

No	Date	Teams	Set	Result per set (points)					Total Points	Time	Spectators
				1	2	3	4	5			
2	27/09/2015	DOM - PUR	3-2	25-19	25-19	18-25	20-25	15-13	103-101	2:25	2.000
4	27/09/2015	MEX - TRI	3-0	25-16	25-12	25-23			75- 51	1:21	2.800
6	28/09/2015	TRI - DOM	0-3	16-25	14-25	17-25			47- 75	1:18	400
8	28/09/2015	MEX - PUR	2-3	20-25	25-23	16-25	25-18	11-15	97-106	2:14	2.650
10	29/09/2015	PUR - TRI	3-0	25-14	25-14	25-21			75- 49	1:17	1.275
12	29/09/2015	MEX - DOM	0-3	16-25	18-25	23-25			57- 75	1:22	3.200

QUARTERFINALS

No	Date	Teams	Set	Result per set (points)					Total Points	Time	Spectators
				1	2	3	4	5			
13	30/09/2015	PUR - CUB									
14	30/09/2015	CAN - MEX									

TEAM RANKING

Group A

Rk	Code	Team	Matches				Results Details						Points			Sets		
			Pts	T	W	L	3-0	3-1	3-2	2-3	1-3	0-3	W	L	Ratio	W	L	Ratio
1	USA	United States of America	15	3	3	0	3	0	0	0	0	0	230	152	1,513	9	0	MAX
2	CAN	Canada	8	3	2	1	1	0	1	0	0	1	231	216	1,069	6	5	1,200
3	CUB	Cuba	7	3	1	2	1	0	0	1	0	1	241	235	1,026	5	6	0,833
4	CRC	Costa Rica	0	3	0	3	0	0	0	0	0	3	126	225	0,560	0	9	

Group B

Rk	Code	Team	Matches				Results Details						Points			Sets		
			Pts	T	W	L	3-0	3-1	3-2	2-3	1-3	0-3	W	L	Ratio	W	L	Ratio
1	DOM	Dominican Republic	13	3	3	0	2	0	1	0	0	0	253	205	1,234	9	2	4,500
2	PUR	Puerto Rico	10	3	2	1	1	0	1	1	0	0	282	249	1,133	8	5	1,600
3	MEX	Mexico	7	3	1	2	1	0	0	1	0	1	229	232	0,987	5	6	0,833
4	TRI	Trinidad & Tobago	0	3	0	3	0	0	0	0	0	3	147	225	0,653	0	9	





P-2 VOLLEYBALL • Match result



Women's Continental Championship - Olympic Qualif. Group A

Match: 9 **Date:** 29/09/2015 **Spectators:** 200
City: Morelia
Hall: Auditorio Bicentenario
Match duration: Start: 14:00 End: 15:09 Total: 1:09

Teams	Sets	1	2	3	4	5	Total
CAN	3	25	25	25			75
CRC	0	15	12	10			37
Set duration		0:22	0:22	0:19			1:03

Referees: FIGUEROA, MIGUEL (PUR) & MORELL, PEDRO (CUB)

CAN • Canada		1	2	3	4	5	Pts
1	L Guimond Janie (L)		L	L			
3	Page Brittney (OH)					■	3
4	Richey Kyla (OH)	■	■	■			7
5	Smith Danielle (S)	■	■				
8	Thibeault Jaimie (MB)	■	■				5
9	Love Tabitha (OP)	■	■				3
10	Field Marisa (MB)		□	■			5
12	Cross Jennifer (MB)		□	■			3
13	Charuk Lucille (MB)	■	■				4
15	Pavan Rebecca (OP)		□	■			5
17	L Moncks Kristen (L)			L	L		
18	Marcelle Shanice (OH)						
20	Cranston Dana (OH)	□	■				8
22	Cyr Megan (S)	■	□	■			1

Coach: Arnd Ludwig (CAN)
Assistant: Ryan Ratushniak (CAN)

CRC • Costa Rica		1	2	3	4	5	Pts
2	Picado Monica (S)		□	□	□		
3	L Murillo Viviana (L)	L	L	L			
5	Rodriguez Melissa (MB)	■	■	■			2
12	Sayles Tatiana (OP)	■	■	■			3
14	Fonseca Irene (S)	■	■	■			1
15	Carazo Tania (OH)	■	■	■			
16	Hines Mijal (OP)	■	■	■			6
17	Alfaro Ma. Fernanda (MB)		□				
18	Sibaja Evelyn (OH)	■	■	■			5
20	Campos Valeria (MB)		□				
21	Castro Monica (OH)				□		2
23	Vargas Mariela (OH)	□	□	□			

Coach: Braulio Godinez (CRC)
Assistant: Marco Palma (CRC)

TEAMS AND PLAYERS PERFORMANCES

Won Pts	Total Atts	No Name	Scoring Skills	Won Pts	Total Atts	No Name
29	62	Total Team		16	79	Total Team
7	9	20 Cranston Dana (OH)	Spike	6	24	16 Hines Mijal (OP)
3	3	10 Field Marisa (MB)		4	12	18 Sibaja Evelyn (OH)
9	28	Total Team	Block	2	18	Total Team
3	7	4 Richey Kyla (OH)		1	1	5 Rodriguez Melissa (MB)
2	5	8 Thibeault Jaimie (MB)		1	2	12 Sayles Tatiana (OP)
6	74	Total Team	Serve	1	38	Total Team
3	8	15 Pavan Rebecca (OP)		1	11	18 Sibaja Evelyn (OH)
1	8	3 Page Brittney (OH)				
31		Total Team	Opp. error	18		Total Team
75	164	Total Team	Total	37	135	Total Team

8	14	20 Cranston Dana (OH)	Best Scorer	6	33	16 Hines Mijal (OP)
---	----	-----------------------	--------------------	---	----	---------------------

Excellent	Total Atts	No Name	Non scoring Skills	Excellent	Total Atts	No Name
9	50	Total Team		2	65	Total Team
3	9	4 Richey Kyla (OH)	Dig	1	6	23 Vargas Mariela (OH)
3	4	15 Pavan Rebecca (OP)		1	11	14 Fonseca Irene (S)
23	61	Total Team	Set	16	81	Total Team
11	22	5 Smith Danielle (S)		8	39	14 Fonseca Irene (S)
13	30	Total Team	Reception	14	67	Total Team
8	12	4 Richey Kyla (OH)	<u>Success - Faults</u>	3	14	16 Hines Mijal (OP)
4	8	1 Guimond Janie (L)	<u># Attempts</u>	4	15	3 Murillo Viviana (L)

■ Starting line-up Pts = Points scored [nn] = Captain
□ Substitute Atts = Attempts L = Libero
Opp = Opponent





P-2 VOLLEYBALL • Match result



Women's Continental Championship - Olympic Qualif.
Group B

Match: 10 **Date:** 29/09/2015 **Spectators:** 1.275
City: Morelia
Hall: Auditorio Bicentenario
Match duration: **Start:** 16:00 **End:** 17:17 **Total:** 1:17

Teams	Sets	1	2	3	4	5	Total
PUR	3	25	25	25			75
TRI	0	14	14	21			49
Set duration		0:21	0:24	0:26			1:11

Referees: CAMERON, ANDREW (CAN) & MATEO, NESTOR (DOM)

PUR • Puerto Rico		1	2	3	4	5	Pts
1	L Seilhamer Debora (L)		L	L	L		
3	Mojica Vilmarie (S)	■	■	□			3
6	Rosa Yarimar (OH)		□	■			5
7	Enright Stephanie (OH)	■	■	■			7
9	Cruz Aurea (OH)	■	■				5
11	Ocasio Karina (OP)	■	■	■			11
13	Ferrer Shirley (OP)	□	□	□			2
14	Valentin Natalia (S)	□	□	■			
16	Oquendo Alexandra (MB)	■	■	■			5
18	Morales Lynda (MB)	■	■	■			7
21	REYES Diana (MB)			□			1
23	Rodriguez Keyla (OH)				□		

Coach: Juan Carlos Nunez (PUR)
Assistant: Xiomara Molero (PUR)

TRI • Trinidad & Tobago		1	2	3	4	5	Pts
1	Floyd Hannah (OP)						
3	Thompson Channon (OH)	■	■	■			11
5	Yearwood Shontelle (OH)	□	■	■			5
6	Jack Sinead (MB)						
7	Joseph Asia (S)			□			
8	Ramdin Darlene (OH)	■	■	■			
9	Sutherland Kerdisha (MB)	■					
11	L Olton Afesha (L)	L	L	L			
12	Forde Renele (S)	■	■	■			5
14	Wallace Rejeanne (MB)	■	■	■			2
16	Esdelle Krystle (OP)	■	■	■			9
17	De Four Shernice (OH)						

Coach: Idalmis Gato (CUB)
Assistant: Francisco Cruz (CUB)

TEAMS AND PLAYERS PERFORMANCES

Won Pts	Total Atts	No Name	Scoring Skills	Won Pts	Total Atts	No Name
33	78	Total Team		28	93	Total Team
8	16	11 Ocasio Karina (OP)	Spike	10	27	3 Thompson Channon (OH)
5	6	9 Cruz Aurea (OH)		9	30	16 Esdelle Krystle (OP)
10	45	Total Team	Block	2	29	Total Team
2	2	3 Mojica Vilmarie (S)		1	4	3 Thompson Channon (OH)
2	7	7 Enright Stephanie (OH)	Serve	1	3	5 Yearwood Shontelle (OH)
3	74	Total Team		2	51	Total Team
2	12	7 Enright Stephanie (OH)	Opp. error	2	8	12 Forde Renele (S)
1	8	11 Ocasio Karina (OP)		17		Total Team
29		Total Team	Total	17	173	Total Team
75	197	Total Team		49		Total Team

Best Scorer	Won Pts	Total Atts	No Name	
11	31	11	Ocasio Karina (OP)	
		11	40	3 Thompson Channon (OH)

Excellent	Total Atts	No Name	Non scoring Skills	Excellent	Total Atts	No Name
7	59	Total Team		4	59	Total Team
6	14	1 Seilhamer Debora (L)	Dig	2	14	3 Thompson Channon (OH)
1	6	6 Rosa Yarimar (OH)		2	11	11 Olton Afesha (L)
27	79	Total Team	Set	10	87	Total Team
17	38	3 Mojica Vilmarie (S)		10	75	12 Forde Renele (S)
14	44	Total Team	Reception	8	68	Total Team
4	9	9 Cruz Aurea (OH)	Success - Faults	4	31	3 Thompson Channon (OH)
5	12	1 Seilhamer Debora (L)	# Attempts	3	25	11 Olton Afesha (L)

■ Starting line-up Pts = Points scored [nn] = Captain
□ Substitute Atts = Attempts L = Libero
Opp = Opponent





P-2 VOLLEYBALL • Match result



Women's Continental Championship - Olympic Qualif.
Group A

Match: 11 **Date:** 29/09/2015 **Spectators:** 2.000
City: Morelia
Hall: Auditorio Bicentenario
Match duration: Start: 18:00 End: 19:25 Total: 1:25

Teams	Sets	1	2	3	4	5	Total
USA	3	25	25	30			80
CUB	0	16	18	28			62
Set duration		0:22	0:25	0:32			1:19

Referees: NAVA, GIANI (MEX) & CHARLES, BRIAN (TRI)

USA • United States of America		1	2	3	4	5	Pts
1	Glass Alisha (S)	■	■	■			2
2	L Banwarth Kayla (L)	L	L	L			
8	Gibbemeyer Lauren (MB)			□			1
10	Larson-Burbach Jordan (OH)	■	■	■			7
11	Easy Megan (OH)			□			3
14	Fawcett Nicole (OP)	■	■	■			13
16	Akinradewo Foluke (MB)	■	■	■			8
17	L Hagglund Natalie (L)						
18	Kreklow Molly (S)		□	□			2
21	Dixon Tetori (MB)	■	■	■			4
22	Adams Rachael (MB)						
23	Robinson Kelsey (OH)	■	■	■			4
24	Vansant Krista (OH)					□	1
25	Lowe Karsta (OP)					□	5

Coach: Kiraly, Karch (USA)
Assistant: Morrison, Jamie (USA)

CUB • Cuba		1	2	3	4	5	Pts
2	Gracia Regla (OH)	■	■	□			15
3	Rojas Alena (MB)	■	■				6
5	Hernandez Yamila (S)	■	■	■			
6	Lescay Daimara (MB)	■	■	■			1
10	L Borrell Emily (L)	L	L	L			
11	Moreno Gretell (S)	□	□	□			
14	Sanchez Dayami (OH)	□		□			
16	Diaz Yelennis (MB)				■		1
17	Casanova Heidy (OP)						
18	Matienzo Sulian (OH)	■	■	■			5
19	Alvarez Jennifer (OH)	■	■	■			2
20	Rodriguez Heidy (OP)	□	□	■			9

Coach: Roberto Garcia (CUB)
Assistant: Luis Oviedo (CUB)

TEAMS AND PLAYERS PERFORMANCES

Won Pts	Total Atts	No Name	Scoring Skills	Won Pts	Total Atts	No Name
36	96	Total Team		31	102	Total Team
11	22	14 Fawcett Nicole (OP)	Spike	12	23	2 Gracia Regla (OH)
6	13	10 Larson-Burbach Jordan		8	22	20 Rodriguez Heidy (OP)
8	53	Total Team	Block	6	51	Total Team
1	2	11 Easy Megan (OH)		2	6	2 Gracia Regla (OH)
1	2	25 Lowe Karsta (OP)		2	7	3 Rojas Alena (MB)
6	78	Total Team	Serve	2	64	Total Team
2	12	14 Fawcett Nicole (OP)		1	5	3 Rojas Alena (MB)
1	5	18 Kreklow Molly (S)		1	10	2 Gracia Regla (OH)
30		Total Team	Opp. error	23		Total Team
80	227	Total Team	Total	62	217	Total Team

13	36	14 Fawcett Nicole (OP)	Best Scorer	15	39	2 Gracia Regla (OH)
----	----	------------------------	--------------------	----	----	---------------------

Excellent	Total Atts	No Name	Non scoring Skills	Excellent	Total Atts	No Name
7	82	Total Team		4	94	Total Team
3	10	10 Larson-Burbach Jordan	Dig	2	23	18 Matienzo Sulian (OH)
2	8	23 Robinson Kelsey (OH)		1	20	10 Borrell Emily (L)
29	94	Total Team	Set	36	101	Total Team
22	60	1 Glass Alisha (S)		22	36	11 Moreno Gretell (S)
21	54	Total Team	Reception	25	71	Total Team
10	15	23 Robinson Kelsey (OH)	Success - Faults	10	17	2 Gracia Regla (OH)
7	14	10 Larson-Burbach Jordan	# Attempts	8	34	19 Alvarez Jennifer (OH)

■ Starting line-up Pts = Points scored [nn] = Captain
□ Substitute Atts = Attempts L = Libero
Opp = Opponent





P-2 VOLLEYBALL • Match result



Women's Continental Championship - Olympic Qualif. Group B

Match: 12 **Date:** 29/09/2015 **Spectators:** 3.200
City: Morelia
Hall: Auditorio Bicentenario
Match duration: **Start:** 20:10 **End:** 21:32 **Total:** 1:22

Teams	Sets	1	2	3	4	5	Total
MEX	0	16	18	23			57
DOM	3	25	25	25			75
Set duration		0:22	0:25	0:29			1:16

Referees: VILLALOBOS, TATIANA (CRC) & GENITRINI, CHRISTIAN (USA)

MEX • Mexico		1	2	3	4	5	Pts
1	Leon Gema (MB)	■	■	□			4
2	L Lopez Lizette (L)	L	L	L			
3	Resendiz Claudia (S)	□	□				
4	Garcia Kathya (OH)	□					
5	Rangel Andrea (OH)	■	□	■			9
6	L Lopez Freda (L)		L	L			
7	Flores Karina (MB)		■	■			5
8	Carranza Dulce (OP)	■	■	■			11
9	Segura Alejandra (OH)		■	□			3
10	Sainz Lizbeth (OH)	■	■	■			3
13	Moreno Monica (MB)	■	■	■			1
18	Hernandez Yazmín (S)	■	■	■			
19	Rodriguez Maria Fernanda (OP)			□			
20	Amaro Alondra (MB)						

Coach: Azair Jorge (MEX)
Assistant: Vasquez, Luis (MEX)

DOM • Dominican Republic		1	2	3	4	5	Pts
1	Vargas Annerys (MB)	■	■	■			7
2	L Fernandez Winifer (L)						
3	Eve Lisvel (OH)				□		2
4	Fersola Marianne (MB)	■	■	■			6
5	L Castillo Brenda (L)	L	L	L			
6	Dominguez Camil (S)						
7	Marte Niverka (S)	■	■	■			1
13	Moreno Erasma (OH)				■		4
14	Gonzalez Gaila (OP)	□	□	□			
16	Peña Yonkaira (OH)	■	■	■			12
17	Mamburu Gina (OP)	■	■	■			8
19	Binet Ana (OH)		□	□			
20	Martinez Brayelin (OH)	■	■				6
21	Martinez Jineiry (MB)						

Coach: Marcos Kwiek (BRA)
Assistant: Wagner Roberto Rocha (BRA)

TEAMS AND PLAYERS PERFORMANCES

Won Pts	Total Atts	No Name	Scoring Skills	Won Pts	Total Atts	No Name
27	95	Total Team		40	90	Total Team
8	28	5 Rangel Andrea (OH)	Spike	12	23	16 Peña Yonkaira (OH)
8	26	8 Carranza Dulce (OP)		7	19	17 Mamburu Gina (OP)
4	40	Total Team	Block	4	30	Total Team
1	4	7 Flores Karina (MB)		2	3	3 Eve Lisvel (OH)
1	14	1 Leon Gema (MB)		1	5	4 Fersola Marianne (MB)
5	58	Total Team	Serve	2	74	Total Team
2	9	8 Carranza Dulce (OP)		1	8	20 Martinez Brayelin (OH)
1	8	5 Rangel Andrea (OH)		1	11	17 Mamburu Gina (OP)
21		Total Team	Opp. error	29		Total Team
57	193	Total Team	Total	75	194	Total Team

11	43	8 Carranza Dulce (OP)	Best Scorer	12	34	16 Peña Yonkaira (OH)
----	----	-----------------------	--------------------	----	----	-----------------------

Excellent	Total Atts	No Name	Non scoring Skills	Excellent	Total Atts	No Name
9	75	Total Team		9	70	Total Team
4	8	5 Rangel Andrea (OH)	Dig	5	18	5 Castillo Brenda (L)
4	12	2 Lopez Lizette (L)		1	6	7 Marte Niverka (S)
12	98	Total Team	Set	19	86	Total Team
12	72	18 Hernandez Yazmín (S)		18	72	7 Marte Niverka (S)
28	64	Total Team	Reception	9	48	Total Team
19	28	2 Lopez Lizette (L)	Success - Faults	7	12	5 Castillo Brenda (L)
7	15	5 Rangel Andrea (OH)	# Attempts	1	19	16 Peña Yonkaira (OH)

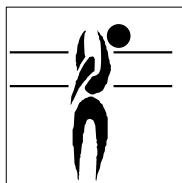
■ Starting line-up Pts = Points scored [nn] = Captain
□ Substitute Atts = Attempts L = Libero
Opp = Opponent





P-5 VOLLEYBALL • Players ranking by skills

Women's Continental Championship - Olympic Qualif.



Best Scorers

Rk	No	Name	Team	Spike	Block	Serve	Total
1	8	Carranza Dulce (OP)	MEX	44	6	2	52
2	9	Cruz Aurea (OH)	PUR	43	6	2	51
3	5	Rangel Andrea (OH)	MEX	37	4	4	45
4	11	Ocasio Karina (OP)	PUR	32	4	2	38
5	16	Peña Yonkaira (OH)	DOM	33	2	2	37
6	18	Matienzo Sulian (OH)	CUB	31	2	1	34
7	20	Rodriguez Heidy (OP)	CUB	27	5	1	33
8	3	Thompson Channon (OH)	TRI	29	3	0	32
8	19	Alvarez Jennifer (OH)	CUB	25	6	1	32
8	9	Love Tabitha (OP)	CAN	24	7	1	32
11	18	Morales Lynda (MB)	PUR	20	10	1	31
12	16	Oquendo Alexandra (MB)	PUR	18	10	1	29
13	2	Gracia Regla (OH)	CUB	20	5	3	28
14	1	Vargas Annerys (MB)	DOM	19	6	2	27
15	20	Martinez Brayelin (OH)	DOM	20	4	1	25
16	17	Mambro Gina (OP)	DOM	19	4	1	24
16	7	Enright Stephanie (OH)	PUR	18	4	2	24
18	16	Hines Mijal (OP)	CRC	23	0	0	23
18	14	Fawcett Nicole (OP)	USA	21	0	2	23
18	20	Cranston Dana (OH)	CAN	19	3	1	23
21	4	Richey Kyla (OH)	CAN	13	5	4	22
22	16	Esdelle Krystle (OP)	TRI	20	1	0	21
22	23	Robinson Kelsey (OH)	USA	15	5	1	21
24	10	Larson-Burbach Jordan (OH)	USA	15	3	2	20
24	8	Thibeault Jaimie (MB)	CAN	10	9	1	20
26	16	Akinradewo Foluke (MB)	USA	14	2	3	19
27	6	Lescay Daimara (MB)	CUB	11	5	1	17
28	25	Lowe Karsta (OP)	USA	13	2	1	16
28	10	Sainz Lizbeth (OH)	MEX	15	0	1	16
28	3	Rojas Alena (MB)	CUB	10	5	1	16
31	18	Sibaja Evelyn (OH)	CRC	9	0	5	14
31	1	Leon Gema (MB)	MEX	10	3	1	14
33	12	Sayles Tatiana (OP)	CRC	12	1	0	13
34	21	Dixon Tetori (MB)	USA	8	2	2	12
34	22	Adams Rachael (MB)	USA	5	3	4	12
34	13	Charuk Lucille (MB)	CAN	6	6	0	12
37	8	Ramdin Darlene (OH)	TRI	6	5	0	11
37	12	Forde Renele (S)	TRI	6	2	3	11
37	4	Fersola Marianne (MB)	DOM	8	2	1	11
37	21	Martinez Jineiry (MB)	DOM	6	3	2	11
41	14	Fonseca Irene (S)	CRC	8	2	0	10
41	11	Easy Megan (OH)	USA	8	2	0	10
41	6	Jack Sinead (MB)	TRI	6	4	0	10
41	13	Moreno Erasma (OH)	DOM	8	2	0	10
41	15	Pavan Rebecca (OP)	CAN	6	1	3	10
41	13	Moreno Monica (MB)	MEX	3	5	2	10
47	7	Flores Karina (MB)	MEX	4	3	2	9
48	6	Rosa Yarimar (OH)	PUR	8	0	0	8
48	3	Mojica Vilmarie (S)	PUR	3	5	0	8
50	5	Yearwood Shontelle (OH)	TRI	6	1	0	7
Total tournament				860	206	81	1.147





P-5 VOLLEYBALL • Players ranking by skills

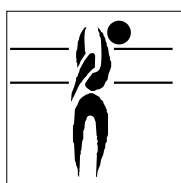
Women's Continental Championship - Olympic Qualif.



Best Spikers

Limit: 15.00%

Rk	No	Name	Team	Spikes	Faults	Shots	Total Attempts	Succ. %
1	16	Peña Yonkaira (OH)	DOM	33	8	20	61	54.10
2	20	Rodriguez Heidy (OP)	CUB	27	9	22	58	46.55
3	8	Carranza Dulce (OP)	MEX	44	13	39	96	45.83
4	9	Cruz Aurea (OH)	PUR	43	11	46	100	43.00
5	18	Matienzo Sulian (OH)	CUB	31	14	30	75	41.33
6	14	Fawcett Nicole (OP)	USA	21	4	26	51	41.18
7	5	Rangel Andrea (OH)	MEX	37	12	46	95	38.95
8	3	Thompson Channon (OH)	TRI	29	15	31	75	38.67
9	20	Cranston Dana (OH)	CAN	19	6	25	50	38.00
10	20	Martinez Brayelin (OH)	DOM	20	6	27	53	37.74
Total Tournament				860	379	1.190	2.429	35.41



Best Blockers

Rk	No	Name	Team	Kill Blocks	Faults	Rebounds	Total Attempts	Avg. by set
1	8	Thibeault Jaimie (MB)	CAN	9	3	12	24	0.82
2	16	Oquendo Alexandra (MB)	PUR	10	6	16	32	0.77
3	18	Morales Lynda (MB)	PUR	10	23	39	72	0.77
4	9	Love Tabitha (OP)	CAN	7	6	9	22	0.64
5	8	Ramdin Darlene (OH)	TRI	5	5	17	27	0.56
6	23	Robinson Kelsey (OH)	USA	5	6	8	19	0.56
7	19	Alvarez Jennifer (OH)	CUB	6	3	8	17	0.55
8	8	Carranza Dulce (OP)	MEX	6	5	9	20	0.55
9	1	Vargas Annerys (MB)	DOM	6	14	16	36	0.55
10	13	Charuk Lucille (MB)	CAN	6	12	11	29	0.55
Total Tournament				206	313	558	1.077	4.90



Best Servers


Rk	No	Name	Team	Aces	Faults	Serve Hits	Total Attempts	Avg. by set
1	18	Sibaja Evelyn (OH)	CRC	5	12	17	34	0.56
2	22	Adams Rachael (MB)	USA	4	1	12	17	0.44
3	5	Rangel Andrea (OH)	MEX	4	5	41	50	0.36
4	4	Richey Kyla (OH)	CAN	4	5	35	44	0.36
5	16	Akinradewo Foluke (MB)	USA	3	1	28	32	0.33
6	12	Forde Renele (S)	TRI	3	5	18	26	0.33
7	15	Pavan Rebecca (OP)	CAN	3	-	5	8	0.27
8	2	Gracia Regla (OH)	CUB	3	5	13	21	0.27
9	10	Larson-Burbach Jordan (OH)	USA	2	2	29	33	0.22
10	21	Dixon Tetori (MB)	USA	2	3	20	25	0.22
Total Tournament				81	191	1.470	1.742	1.93





P-5 VOLLEYBALL • Players ranking by skills

Women's Continental Championship - Olympic Qualif.




Best Diggers

Rk	No	Name	Team	Digs	Faults	Receptions	Total Attempts	Avg. by set
1	5	Castillo Brenda (L)	DOM	27	11	23	61	2.45
2	10	Borrell Emily (L)	CUB	12	17	26	55	1.09
3	1	Seilhamer Debora (L)	PUR	13	20	41	74	1.00
4	2	Lopez Lizette (L)	MEX	11	30	31	72	1.00
5	1	Guimond Janie (L)	CAN	9	25	29	63	0.82
6	10	Larson-Burbach Jordan (OH)	USA	5	3	16	24	0.56
7	23	Robinson Kelsey (OH)	USA	5	3	13	21	0.56
8	4	Richey Kyla (OH)	CAN	6	12	16	34	0.55
9	5	Rangel Andrea (OH)	MEX	5	14	15	34	0.45
10	1	Glass Alisha (S)	USA	3	4	15	22	0.33
Total Tournament				160	623	1.020	1.803	3.81



Best Setters

Rk	No	Name	Team	Running Sets	Faults	Still Sets	Total Attempts	Avg. by set
1	7	Marte Niverka (S)	DOM	73	4	161	238	6.64
2	1	Glass Alisha (S)	USA	53	4	79	136	5.89
3	3	Mojica Vilmarie (S)	PUR	67	3	186	256	5.15
4	5	Hernandez Yamila (S)	CUB	56	4	150	210	5.09
5	5	Smith Danielle (S)	CAN	53	4	72	129	4.82
6	12	Forde Renele (S)	TRI	34	6	156	196	3.78
7	18	Hernandez Yazmín (S)	MEX	41	7	200	248	3.73
8	22	Cyr Megan (S)	CAN	37	4	83	124	3.36
9	14	Fonseca Irene (S)	CRC	27	3	105	135	3.00
10	18	Kreklow Molly (S)	USA	25	-	65	90	2.78
Total Tournament				551	70	1.774	2.395	13.12



Best Receivers

Limit: 20.00%


Rk	No	Name	Team	Excellents	Faults	Serve Receptions	Total Attempts	Eff. %
1	5	Castillo Brenda (L)	DOM	28	3	7	38	65.79
2	23	Robinson Kelsey (OH)	USA	20	2	19	41	43.90
3	10	Larson-Burbach Jordan (OH)	USA	13	-	17	30	43.33
4	2	Lopez Lizette (L)	MEX	32	2	43	77	38.96
5	20	Cranston Dana (OH)	CAN	16	1	26	43	34.88
6	1	Guimond Janie (L)	CAN	19	5	20	44	31.82
7	4	Richey Kyla (OH)	CAN	23	6	26	55	30.91
8	1	Seilhamer Debora (L)	PUR	19	4	32	55	27.27
9	9	Cruz Aurea (OH)	PUR	23	5	42	70	25.71
10	10	Borrell Emily (L)	CUB	15	2	35	52	25.00
Total Tournament				431	97	1.019	1.547	21.59





P-5 VOLLEYBALL • Players ranking by skills

Women's Continental Championship - Olympic Qualif.



Best Liberos

Rk	No	Name	Team	Excellents	Faults	In play	Total attempts	Avg. by set
1	5	Castillo Brenda (L)	DOM	55	14	30	99	5.00
2	2	Lopez Lizette (L)	MEX	43	32	74	149	3.91
3	1	Guimond Janie (L)	CAN	28	30	49	107	2.55
4	1	Seilhamer Debora (L)	PUR	32	24	73	129	2.46
5	10	Borrell Emily (L)	CUB	27	19	61	107	2.45
6	3	Murillo Viviana (L)	CRC	15	20	48	83	1.67
7	2	Banwarth Kayla (L)	USA	13	12	41	66	1.44
8	11	Olton Afesha (L)	TRI	10	14	46	70	1.11
9	17	Hagglund Natalie (L)	USA	6	3	9	18	0.67
10	17	Moncks Kristen (L)	CAN	2		4	6	0.18



Newsletter No.3 Women's NORCECA Championship

United States and Dominican Republic win tickets to the NORCECA Olympic Qualification Tournament

MORELIA, Mexico, September 29, 2015. - United States and Dominican Republic finished first in their respective pools at the NORCECA Women's Continental Championship, granting tickets to the NORCECA Olympic Qualification Tournament next January.

United States topped Pool A defeating Cuba 3-0 (25-16, 25-18, 30-28), the third set was a thriller as they engaged in long rallies, while Dominican Republic beat Mexico with power 3-0 (25-16, 25-18, 25-23) in Pool B; both teams advanced into the tournaments' semifinals.

On Wednesday's quarterfinals, Puerto Rico faces Cuba and Canada will play Mexico.

Canada 3, Costa Rica 0

Canada outdueled Costa Rica 3-0 (25-15, 25-12, 25-10). Canada concludes the preliminary round with 2-1 record and eight points, to advance into the quarterfinals of the competition; Costa Rica with 0-3 record will play the placing round. Canada took an early lead of 8-4 in the first set, as they took advantage of their height and kept on going to double the score and finish 25-15. Starting set two, Canada began strong, scoring three consecutive points; Costa Rica engaged in several errors, giving Canada a big 11-2 lead; Costa Rica's efforts to recover didn't work out and Canada ended with a huge 25-12 margin. In set three, Costa Rica continued with numerous errors in defense and receiving. Nothing worked for Costa Rica and everything went well for Canada who easily sealed 25-10. Canada outnumbered Costa Rica in every category, spikes (29-16), blocks (9-2) and aces 6-1; they scored on 31 errors of Costa Rica. Outside Hitter Dana Cranston topped Canada scorers with 8 points, followed by Jaimie Thibeault, Marisa Field and Rebecca Pavan with five points apiece. Costa Rica's Opposite Mijal Hines led all scorers with 6 points and Evelyn Sibaja contributed with 5 points.

Puerto Rico 3, Trinidad y Tobago 0

Puerto Rico beat Trinidad and Tobago 3-0 (25-14, 25-14, 25-21). The victory guaranteed Puerto Rico to reach the quarterfinals with 2-1 record and 10 points, Trinidad and Tobago finishes the preliminary round win-less. Puerto Rico's performance was overwhelming for Trinidad and Tobago. In the second set, Trinidad and Tobago had a better rhythm in keeping up with Puerto Rico's fast game and the score was close up to the second technical time out. Puerto Rico had several line-up variations, giving Trinidad's spikers more opportunities to score. Puerto Rico led the blocking field with huge 10-2 margin. They also held advantage in spikes 33-28 and in aces 3-2. Puerto Rico scored 30 points on Trinidad and Tobago's errors. Opposite Karina Ocasio was Puerto Rico's top scorer with 11 points, while Outside Hitter Stephanie Enright and Middle Blocker Lynda Morales chipped in with 7 points apiece. Outside Hitter Channon Thompson led Trinidad and Tobago with 11 points, 10 on kills and 1 block, followed by Opposite Krystle Esdelle with 9 points.

United States 3, Cuba 0

United States became the first to qualify to the NORCECA Olympic Qualification Tournament while finishing first in Pool A as they beat Cuba 3-0 (25-16, 25-18, 30-28). United States topped Pool A with perfect record 3-0 with fifteen points and advances directly into the semifinals. Cuba finishes in third place with 1-2 record and seven points and will play the quarterfinal against Puerto Rico or Mexico. United States kept their offense always strong, using fast runs and several attacking variations. Cuba was always defending and eager to avoid USA's blockers. Scores in set two and three were close; as USA committed unforced errors and Cuba's defense forced to long rallies. The third set was a thriller, in which both failed in serves while having set points, extending the victory for USA to 30-28. United States led in kills with 36-31 margin, in blocks with 8-6 advantage and 6-2 in aces. The Americans scored on 30 Cuban errors and committed 23. Opposite Nicole Fawcett was USA top scorer with 13 points, 11 on spikes and 2 blocks. Contributing to the winning effort was Middle Blocker Foluke Akinradewo with 8 points and Outside Hitter Jordan Larson-Burbach with 7 points. On the Cuban side, Outside Hitter Regla Garcia scored 15 points on a match-high, 12 on spikes, 2 blocks and 1 ace.

Dominican Republic 3, Mexico 0

Dominican Republic defeated Mexico 3-0 (25-16, 25-18, 25-23). Dominicans advanced into the semifinals with 3-0 record and 13 points. Mexico takes third place with 2-1 record and 7 points. Mexico faces Canada in the quarterfinals on Wednesday. Dominican Republic overpowered against Mexico. The Dominicans won the first set with comfortable margin. In the second set, Mexico's serves were more effective as well as in the third set. As expected, Dominicans' experience and better control of the actions to seal the win. Dominican Republic held huge advantage in kills with 40-27 margin; in blocks both scored 4 points and Mexico's serves were more effective 5-2. Dominicans scored on 29 errors from Mexico. Outside Hitter Yonkaira Peña led Dominican scorers with 12 points, all in kills, followed by Opposite Gina Mamburu with 8 points, Middle Blocker Marianne Fersola and Outside Hitter Brayelin Martinez who only played two sets, tallied 6 points each. Mexico's offense was led by Opposite Dulce Carranza with 11 points and Outside Hitter Andrea Rangel with 9 points.

Estados Unidos y República Dominicana sellan boleto al Calsificatorio Olímpico de NORCECA

MORELIA, México, 29 de septiembre de 2015.- Estados Unidos y República Dominicana finalizaron en primer lugar de sus respectivos grupos en el Campeonato Continental NORCECA, sellando boletos al Torneo Clasificatorio Olímpico de la NORCECA que se disputará en enero del próximo año.

Estados Unidos ganó el Grupo A derrotando a Cuba 3-0 (25-16, 25-18, 30-28), el tercer set fue intenso con largos rallies, mientras que en el Grupo B, República Dominicana venció a México con fuerza 3-0 (25-16, 25-18, 25-23); ambos avanzaron a las semifinales del torneo.

El miércoles en curators de final, Puerto Rico se enfrenta a Cuba y Canadá juega ante México.

Canadá 3, Costa Rica 0

Canadá superó a Costa Rica 3-0 (25-15, 25-12, 25-10). Canadá concluye la ronda preliminar con record 2-1 y ocho puntos, para avanzar a la ronda de cuartos de final del torneo; Costa Rica con 0-3 disputará la ronda de posiciones finales. Canadá tomó ventaja temprana de 8-4 en el primer set, aprovechando su estatura y así continuaron hasta duplicar en el marcador para finalizar 25-15. En el set dos, Canadá arrancó con potencia, anotando tres puntos consecutivos; Costa Rica tuvo varios errores que le otorgó una gran ventaja de 11-2 a Canadá; los esfuerzos de Costa Rica no funcionaron y Canadá finalizó con gran margen 25-12. Costa Rica siguió cometiendo numerosos errores en defensa y recepción en el tercer set. Nada salió bien para Costa Rica mientras que a Canadá todo le funcionó, cerrando fácilmente 25-10. Canadá sostuvo ventaja sobre Costa Rica en todas las categorías, ataque (29-16), bloqueo (9-2) y 6-1 en puntos de servicio; Canadá anotó 31 puntos por errores de Costa Rica. La atacante Dana Cranston encabezó a las anotadoras de Canadá con 8 puntos, seguida de Jaimie Thibeault, Marisa Field y Rebecca Pavan con cinco puntos cada una. La Opuesta Mijal Hines de Costa Rica fue la máxima anotadora del juego con 6 puntos y Evelyn Sibaja contribuyó con 5 puntos.

Puerto Rico 3, Trinidad y Tobago 0

Puerto Rico derrotó a Trinidad y Tobago 3-0 (25-14, 25-14, 25-21). La victoria de Puerto Rico le garantizó el pase a la ronda de cuartos de final con record 2-1 y 10 puntos, Trinidad y Tobago concluyó la ronda preliminar sin triunfos. Puerto Rico fue demasiado para Trinidad y Tobago. En el segundo set, Trinidad y Tobago tuvo mejor ritmo y logró mantener el juego rápido de Puerto Rico; mantuvo el marcador cerca hasta el segundo tiempo técnico. Puerto Rico hizo variaciones en su cuadro, otorgándoles más oportunidad a las atacantes de Trinidad. Puerto Rico encabezó el bloqueo con enorme ventaja 10-2. También sostuvieron ventaja en ataque 33-28 y en puntos de servicio 3-2. Puerto Rico anotó 30 puntos a través de errores de Trinidad y Tobago. La Opuesta Karina Ocasio fue la máxima anotadora de Puerto Rico con 11 puntos, mientras que la Atacante Stephanie Enright y la Central Lynda Morales aportaron 7 puntos cada una. La Atacante Channo Thompson encabezó a Trinidad y Tobago con 11 puntos, 10 de ataque y un bloqueo, seguid por la Opuesta Krystle Esdelle con 9 puntos.

Estados Unidos 3, Cuba 0

Estados Unidos es el primer equipo en clasificar al Torneo Pre-Olímpico de la NORCECA tras finalizar cabeza del Grupo A derrotando a Cuba 3-0 (25-16, 25-18, 30-28). Estados Unidos ganó el Grupo A con record perfecto 3-0 con quince puntos y avanzó directamente a las semifinales. Cuba finaliza en tercer lugar con record 1-2 y siete puntos, y jugará en cuartos de final contra Puerto Rico o México. Estados Unidos mantuvo su potente ofensiva, usando jugadas rápidas y diferentes variaciones en el ataque. Cuba siempre defendió y con iniciativa de evadir el bloqueo de Estados Unidos. El marcador se mantuvo apretado en el segundo y tercer set; Estados Unidos cometiendo errores no forzados y Cuba defendiendo bien forzando a rallies largos. El tercer set fue emocionante, en donde ambos fallaron saques para ganar el set, extendiendo la victoria de EEUU a 30-28. Estados Unidos encabezó en el ataque con margen 36-31, en bloqueo con ventaja de 8-6 y 6-2 en puntos de servicio. El cuadro norteamericano anotó 30 puntos por errores de Cuba y

cometió 23. La Opuesta Nicole Fawcett fue la máxima anotadora de EEUU con 13 puntos, 11 en ataque y 2 de bloqueo. Contribuyeron al triunfo también la Central Foluke Akinradewo con 8 puntos y la Atacante Jordan Larson-Burbach con 7 puntos. Por Cuba, la Atacante Regla García fue la máxima anotadora del juego con 15 puntos, 12 de ataque, 2 bloqueos y 1 de servicio.

República Dominicana 3, México 0

República Dominicana derrotó a México 3-0 (25-16, 25-18, 25-23). República Dominicana avanzó a la semifinal con record 3-0 y 13 puntos. México quedó en tercer lugar con 2-1 record y 7 puntos. México se enfrentará a Canadá en cuartos de final el miércoles. República Dominicana logró dominar a México. Las dominicanas ganaron el primer set con una ventaja cómoda. En el segundo set, los saques de México fueron más efectivos así como en el tercer set. Como se esperaba, la experiencia de las dominicanas y el mejor control de las acciones ayudaron al triunfo. República Dominicana sostuvo una enorme ventaja en el ataque 40-27; en bloqueo ambos equipos anotaron 4 puntos y los servicios de México fueron más efectivos 5-2. Las dominicanas anotaron 29 puntos por errores de México. La Atacante Yonkaira Peña lideró a República Dominicana con 12 puntos, todos de ataque, seguida de la Opuesta Gina Mambru con 8 puntos, la Central Marianne Fersola y la Atacante Brayelin Martínez que solo jugó dos sets, aportaron 6 puntos cada una. La ofensiva de México estuvo a cargo la Opuesta Dulce Carranza con 11 puntos y la Atacante Andrea Rangel con 9 puntos.