



U21 COUPE GATINEAU CANADA JUNE 23-28 JUIN 2015 PAN AMERICAINE PAN AM CUP



Centre sportif de Gatineau, Gatineau, Quebec, Canada



Daily Bulletin

Bulletin Quotidien

Number

4

Thursday, June 25th. 2015 • jeudi, 25 juin 2015





GROUP-A

No.	Date	Time	Teams	Set	Result per set (points)							
					1	2	3	4	5	POINTS	TIME	
3	23-jun	20:00	MEXICO vs CANADA	0-3	23-25	23-25	14-25				36-75	01:02
5	24-jun	18:00	CHILE vs MEXICO	3-0	25-22	25-18	25-19				75-59	01:11
9	25-jun	20:00	CANADA vs CHILE	3-2	25-21	25-22	21-25	20-25	15-11		106-104	01:43

GROUP-B

No.	Date	Time	Teams	Set	Result per set (points)							
					1	2	3	4	5	POINTS	TIME	
1	23-jun	16:00	EL SALVADOR vs BRAZIL	0-3	11-25	11-25	14-25				46-75	1:06
2	23-jun	18:00	BARBADOS vs UNITED STATES	0-3	17-25	11-25	18-25				60-75	1:07
4	24-jun	16:00	EL SALVADOR vs BARBADOS	2-3	25-19	26-24	17-25	21-25	11-15		100-108	1:42
6	24-jun	20:00	BRAZIL vs UNITED STATES	3-1	25-23	25-18	13-25	25-20			88-86	1:46
7	25-jun	16:00	BRAZIL vs BARBADOS	3-0	25-13	25-12	25-8					1:00
8	25-jun	18:00	UNITED STATES vs EL SALVADOR	3-0	25-15	25-14	25-22					1:03

QUARTERFINALS

No.	Date	Time	Teams	Set	Result per set (points)							
					1	2	3	4	5	POINTS	TIME	
10	26-jun	18:00	2nd A (CHILE) vs 3rd B (BARBADOS)	0-0								
11	26-jun	20:00	2nd B (UNITED STATES) vs 3rd A (MEXICO)	0-0								

FINAL CLASSIFICATION 5

No.	Date	Time	Teams	Set	Result per set (points)							
					1	2	3	4	5	POINTS	TIME	
12	27-jun	16:00	Loser of M10 vs Loser of M11	0-0								

SEMIFINALS

No.	Date	Time	Teams	Set	Result per set (points)							
					1	2	3	4	5	POINTS	TIME	
13	27-jun	18:00	1st B (BRAZIL) vs Winner of M11* (or M10)	0-0								
14	27-jun	20:00	1st A (CANADA) vs Winner of M10* (or M11)	0-0								

FINAL CLASSIFICATION 6/7

No.	Date	Time	Teams	Set	Result per set (points)							
					1	2	3	4	5	POINTS	TIME	
15	28-jun	16:00	4th B (EL SALVADOR) vs Loser of M12	0-0								

FINALS

No.	Date	Time	Teams	Set	Result per set (points)							
					1	2	3	4	5	POINTS	TIME	
16	28-jun	18:00	Loser of M13 vs Loser of M14	0-0								
17	28-jun	20:00	Winner of M13 vs Winner of M14	0-0								

*NOTE1: For the Classification, Quarterfinal and Semifinal Rounds, according to the FIVB General Competition Regulations, it must be avoided that teams from the same group play each other.

*NOTE2: According to the established competition format and the FIVB General Regulations, for the Classification, Quarterfinal and Semifinal Rounds, if three teams from the same group qualify, the match between highest ranked team and lowest ranked team of their Preliminary Round will be repeated.

*NOTE3: Loser of M10 = Loser of Match #10, etc.



PANAMERICAN CUP

June 23-28, 2015
Gatineau, Canada



Dia / Day	Hora / Time	Centre Sportif Gatineau (Competition Court)	Training Court #1 (Centre Sportif)	Training Court #3 (Centre Sportif)	Cégep Outaouais Court #1	Cégep Outaouais Court #2		
21-jun-15	8:00							
	9:30							
	11:00							
	12:30							
	14:00							
	15:30							
	17:00	CAN			CHI			
	18:30	BRA			MEX	BAR		
20:00	USA							
22-jun-15	8:30	CHI					Preliminary Inquiry	
	10:00	MEX						Time
	11:30	ESA			CAN		9:00	CAN
	13:00	BAR			BRA		9:30	ESA
	14:30				USA		10:00	BRA
	16:00						10:30	USA
	17:30	PRACTICAL CLINIC					11:00	BAR
	18:30						12:30	MEX
	19:30						13:00	CHI
	20:00	General Technical Meeting						
23-jun-15	8:00		ESA (16:00)	BRA (16:00)				
	9:30		BAR (18:00)	USA (18:00)				
	11:00		CAN (20:00)	MEX (20:00)				
	16:00	ESA vs BRA						
	18:00	BAR vs USA					CHI	
	20:00	CAN vs MEX						
24-jun-15	8:00		BAR (16:00)	ESA (16:00)				
	9:30		MEX (18:00)	CHI (18:00)				
	11:00		BRA (20:00)	USA (20:00)				
	16:00	BAR vs ESA						
	18:00	CHI vs MEX					CAN	
20:00	BRA vs USA							
25-jun-15	8:00		BRA (16:00)	BAR (16:00)				
	9:30		USA (18:00)	ESA (18:00)				
	11:00		CAN (20:00)	CHI (20:00)				
	16:00	BRA vs BAR						
	18:00	USA vs ESA					MEX	
	20:00	CAN vs CHI						
26-jun-15	8:00		2nd A (CHI)(18:00)	3rd B(BAR) (18:00)				
	9:30		2nd B (USA) (20:00)	3rd A (MEX)(20:00)				
	11:00		1st A (CAN)	1st B (BRA)				
	12:30		4th B (ESA)					
	18:00	2nd A (CHI) vs (BAR)3rd B						
	20:00	2nd B (USA) vs (MEX)3rd A						
27-jun-15	8:00		Loser of M10 (16:00)	Loser of M11 (16:00)				
	9:30		1st B (BRA)(18:00)	Winner of M11*(or M10) (18:00)				
	11:00		1st A (CAN)(20:00)	Winner of M10*(or M11) (20:00)				
	12:30		4th B (ESA)					
	16:00	Loser of M10 vs Loser of M11						
	18:00	1stB(BRA)vs Winner of M11*(or M10)						
	20:00	1stA (CAN) vs Winner of M10*(or M11)						
28-jun-15	8:00		4th B (ESA) (16:00)	Loser of M12 (16:00)				
	9:30		Loser of M13 (18:00)	Loser of M14 (18:00)				
	11:00		Winner of M13 (20:00)	Winner of M14 (20:00)				
	16:00	4th B (ESA) vs Loser of M12						
	18:00	Loser M13 vs Loser M14						
	20:00	Winner M13 vs Winner M14						



P-4 VOLLEYBALL • Collated results & ranking



2015 U21 Mens Panamerican Cup
Results of Thursday, 25' 25e 'June' 25e '2015

MATCH RESULTS

GROUP A

No	Date	Teams	Set	Result per set (points)					Total Points	Time	Spectators
				1	2	3	4	5			
3	06-23-2015	MEX - CAN	0-3	23-25	23-25	14-25			60- 75	1:13	350
5	06-24-2015	CHI - MEX	3-0	25-22	25-18	25-19			75- 59	1:17	250
9	06-25-2015	CAN - CHI	3-2	25-21	25-22	21-25	20-25	15-11	106-104	2:15	350

GROUP B

No	Date	Teams	Set	Result per set (points)					Total Points	Time	Spectators
				1	2	3	4	5			
1	06-23-2015	ESA - BRA	0-3	11-25	11-25	14-25			36- 75	1:09	100
2	06-23-2015	BAR - USA	0-3	17-25	11-25	18-25			46- 75	1:12	200
4	06-24-2015	ESA - BAR	2-3	25-19	26-24	17-25	21-25	11-15	100-108	1:54	100
6	06-24-2015	BRA - USA	3-1	25-23	25-18	13-25	25-20		88- 86	1:55	175
7	06-25-2015	BRA - BAR	3-0	25-13	25-12	25- 8			75- 33	1:06	100
8	06-25-2015	USA - ESA	3-0	25-15	25-14	25-22			75- 51	1:09	250

QUARTERFINALS

No	Date	Teams	Set	Result per set (points)					Total Points	Time	Spectators
				1	2	3	4	5			
10	06-26-2015	CHI - BAR									
11	06-26-2015	USA - MEX									

TEAM RANKING

GROUP A

Rk	Code	Team	Matches				Results Details						Points			Sets		
			Pts	T	W	L	3-0	3-1	3-2	2-3	1-3	0-3	W	L	Ratio	W	L	Ratio
1	CAN	CANADA	8	2	2	0	1	0	1	0	0	0	181	164	1.104	6	2	3.000
2	CHI	CHILE	7	2	1	1	1	0	0	1	0	0	179	165	1.085	5	3	1.667
3	MEX	MEXICO	0	2	0	2	0	0	0	0	0	2	119	150	0.793	0	6	

GROUP B

Rk	Code	Team	Matches				Results Details						Points			Sets		
			Pts	T	W	L	3-0	3-1	3-2	2-3	1-3	0-3	W	L	Ratio	W	L	Ratio
1	BRA	BRAZIL	14	3	3	0	2	1	0	0	0	0	238	155	1.535	9	1	9.000
2	USA	UNITED STATES	11	3	2	1	2	0	0	0	1	0	236	185	1.276	7	3	2.333
3	BAR	BARBADOS	3	3	1	2	0	0	1	0	0	2	187	250	0.748	3	8	0.375
4	ESA	EL SALVADOR	2	3	0	3	0	0	0	1	0	2	187	258	0.725	2	9	0.222

Scoring skills

BEST PLAYERS

Non scoring skills

Skill	Rk	Name	Team	Succ. %	Skill	Rk	Name	Team	Avg. by
Spike Limit: 15.00%	1	Benesh Andrew (MB)	USA	60.47	Dig	1	Boehle Hayden	USA	1.10
	2	Oliveira Caio (OP)	BRA	50.00		2	Carvalho Filho	BRA	0.88
	3	Martinez Alan (OH)	MEX	47.06		3	Richards Andrew	CAN	14.83
Block	1	Araya Gabriel (MB)	CHI	0.75	Set	1	Muñoz Alexis (S)	MEX	12.60
	2	Guerra Simón (MB)	CHI	0.75		2	Silva Pedro (S)	BRA	10.27
	3	Wood Ammuniki (MB)	BAR	0.73		3	Doughthy Paul (S)	BAR	42.50
Serve	1	Bonacic Dusan (OH)	CHI	0.75	Reception	1	Richards Andrew	CAN	41.86
	2	Leao Rodrigo (OH)	BRA	0.60		2	Carvalho Filho	BRA	32.69
	3	Olvera Francisco	MEX	0.50		3	Castillo Sebastian	CHI	





P-2 VOLLEYBALL • Match result



2015 U21 Mens Panamerican Cup GROUP B

Match: 7 **Date:** 06-25-2015 **Spectators:** 100
City: Gatineau, QC
Hall: Center Sportif de Gatineau
Match duration: **Start:** 16:00 **End:** 17:06 **Total:** 1:06

Teams	Sets	1	2	3	4	5	Total
BRA	3	25	25	25			75
BAR	0	13	12	8			33
Set duration		0:20	0:21	0:19			1:00

Referees: THERIAULT, Serge (CAN) & CINFUENTES, Boris (CHI)

BRA • BRAZIL		1	2	3	4	5	Pts
4	L Carvalho Filho Rogério		L	L	L		
5	Costa Matheus (OH)	■	■	■			5
7	Silva Pedro (S)	■	■	■			1
9	Oliveira Guilherme (OH)			■	■		3
10	Santos Nicolas (MB)						
11	Leao Rodrigo (OH)						
13	Marengoni Johan (MB)	■	■	■			13
14	Kreling Fernando (S)						
15	Oliveira Caio (OP)	■	■	■			9
16	Kavalkievicz Gabriel (OH)	■					2
18	Madaloz Lucas (OP)						
20	Silva Romulo (MB)	■	■	■			7

Coach: Leonardo Afonso Seix (BRA)
Assistant: Leandro Nogueira Dut (BRA)

BAR • BARBADOS		1	2	3	4	5	Pts
1	Jordan Ashan (OH)					□	
2	Wood Ammuniki (MB)	■	■	■			5
4	L Packer Stephen		L	L	L		
6	Seale Darien (OH)			□	■		
8	Stapleton Andriy (OP)	■	■	■	■		4
12	Bishop Shamar (MB)			□	□		
13	Mayers Ahkeem (S)	■	■	■			3
15	Holder Chioke (MB)	■	■	■			1
16	Doughthy Paul (S)	■	■	■			3
17	Goodridge Jabarry (OH)	■	■				5

Coach: Stuart, John (BAR)
Assistant:

TEAMS AND PLAYERS PERFORMANCES

Won Pts	Total Atts	No Name	Scoring Skills	Won Pts	Total Atts	No Name
24	56	Total Team		15	71	Total Team
7	15	15 Oliveira Caio (OP)	Spike	4	15	17 Goodridge Jabarry (OH)
6	8	13 Marengoni Johan (MB)		4	10	2 Wood Ammuniki (MB)
12	29	Total Team	Block	5	27	Total Team
6	10	13 Marengoni Johan (MB)		2	4	16 Doughthy Paul (S)
2	4	20 Silva Romulo (MB)		1	2	13 Mayers Ahkeem (S)
4	73	Total Team	Serve	1	35	Total Team
1	9	5 Costa Matheus (OH)		1	9	16 Doughthy Paul (S)
1	10	13 Marengoni Johan (MB)	Opp. error	12		Total Team
35		Total Team	Total	33	133	Total Team
75	158	Total Team				
13	28	13 Marengoni Johan (MB)	Best Scorer	5	27	2 Wood Ammuniki (MB)
Excellent	Total Atts	No Name	Non scoring Skills	Excellent	Total Atts	No Name
11	48	Total Team		2	66	Total Team
7	15	4 Carvalho Filho Rogério	Dig	1	17	16 Doughthy Paul (S)
1	5	5 Costa Matheus (OH)		1	18	4 Packer Stephen
37	50	Total Team	Set	21	61	Total Team
35	45	7 Silva Pedro (S)		18	45	16 Doughthy Paul (S)
19	29	Total Team	Reception	18	67	Total Team
6	8	4 Carvalho Filho Rogério	<u>Success - Faults</u>	6	19	4 Packer Stephen
8	12	9 Oliveira Guilherme (OH)	<u># Attempts</u>	3	18	8 Stapleton Andriy (OP)

■ Starting line-up Pts = Points scored [nn] = Captain
□ Substitute Atts = Attempts L = Libero
Opp = Opponent





P-2 VOLLEYBALL • Match result



2015 U21 Mens Panamerican Cup GROUP B

Match: 8 **Date:** 06-25-2015 **Spectators:** 250
City: Gatineau, QC
Hall: Center Sportif de Gatineau
Match duration: **Start:** 18:00 **End:** 19:09 **Total:** 1:09

Teams	Sets	1	2	3	4	5	Total
USA	3	25	25	25			75
ESA	0	15	14	22			51
Set duration		0:18	0:21	0:24			1:03

Referees: ADDISON, Dale (BAR) & NAVA, Claudio (MEX)

USA • UNITED STATES		1	2	3	4	5	Pts
1	Benesh Andrew (MB)		■	■			12
2	L Boehle Hayden	L	L	L			
3	Kindem Soren Peter Dion (S)		□	□			
4	Fey Kuponu (OH)		□	□			
5	Franciskovic Jennings (S)	■	■	■			2
6	Gevis Jr. Richard (OP)	■	■	■			5
7	Hatch John (OH)		■	■			9
8	Jendryk II Jeffrey (MB)	■					3
9	Nugent Christopher (OH)	■	■				5
10	Perinar George (OP)			□	□		1
11	Sander Brenden (OH)	■			■		5
12	Walsh Jr. Matthew (MB)	■	■	■			14

Coach: Friend, Daniel (USA)
Assistant: Hosack, Jay (USA)

ESA • EL SALVADOR		1	2	3	4	5	Pts
4	Rivas Mauricio (OH)	■	■	■			9
5	Menjívar Erick (OH)				■		
6	Sandoval Rodrigo (OH)	■	■	■			3
7	Platero Manuel (MB)	■	■	■			1
8	Vargas Cristian (S)	□	□	□			
9	L Carranza Luis	L	L	L			
12	Arteaga Aaron (MB)						
13	Rodríguez Carlos (OP)	■	■	■			5
14	Zelaya Christopher (MB)						
17	Valdez Samuel (OP)	■	■	■			3
18	Morales Kevin (MB)	■	■	■			

Coach: Rivera, Ricardo (ESA)
Assistant: Cerón, Gerson (ESA)

TEAMS AND PLAYERS PERFORMANCES

Won Pts	Total Atts	No Name	Scoring Skills	Won Pts	Total Atts	No Name
42	84	Total Team		17	70	Total Team
11	15	12 Walsh Jr. Matthew (MB)	Spike	8	22	4 Rivas Mauricio (OH)
10	13	1 Benesh Andrew (MB)		4	8	13 Rodríguez Carlos (OP)
11	41	Total Team	Block	4	27	Total Team
2	5	7 Hatch John (OH)		2	2	17 Valdez Samuel (OP)
2	8	1 Benesh Andrew (MB)		1	4	13 Rodríguez Carlos (OP)
3	73	Total Team	Serve	0	53	Total Team
1	10	8 Jendryk II Jeffrey (MB)				
1	14	9 Nugent Christopher (OH)	Opp. error	30		Total Team
19		Total Team	Total	51	150	Total Team
75	198	Total Team				
14	33	12 Walsh Jr. Matthew (MB)	Best Scorer	9	37	4 Rivas Mauricio (OH)
11	63	Total Team	Non scoring Skills	5	90	Total Team
7	12	2 Boehle Hayden		2	8	4 Rivas Mauricio (OH)
2	3	9 Nugent Christopher (OH)	Dig	2	18	6 Sandoval Rodrigo (OH)
29	79	Total Team		28	66	Total Team
21	51	5 Franciskovic Jennings (S)	Set	21	45	13 Rodríguez Carlos (OP)
18	46	Total Team	Reception	21	55	Total Team
6	14	7 Hatch John (OH)	Success - Faults	8	15	6 Sandoval Rodrigo (OH)
			# Attempts	6	18	9 Carranza Luis

■ Starting line-up Pts = Points scored [nn] = Captain
□ Substitute Atts = Attempts L = Libero
Opp = Opponent





P-2 VOLLEYBALL • Match result



2015 U21 Mens Panamerican Cup GROUP A

Match: 9 **Date:** 06-25-2015 **Spectators:** 350
City: Gatineau, QC
Hall: Centre Sportif de Gatineau
Match duration: **Start:** 20:00 **End:** 22:15 **Total:** 2:15

Teams	Sets	1	2	3	4	5	Total
CAN	3	25	25	21	20	15	106
CHI	2	21	22	25	25	11	104
Set duration		0:29	0:28	0:24	0:27	0:15	2:03

Referees: ARAUJO, Fernando (BRA) & RIVAS, Hector (ESA)

CAN • CANADA		1	2	3	4	5	Pts
1	Chancy Gabriel (S)	■	■				
2	Koppers Brandon (OH)	■	■	■	■	■	15
3	Brar Irvan (OH)						
4	Scheerhoorn Blake (OP)	■	■	■	■	■	18
5	Coleman Lucas (OH)			□	■		3
6	Nickifor Ryan (OH)	■	■	■	■	■	15
7	Szwarc Arthur (MB)	■	■	■	■	■	11
8	L Richards Andrew	L	L	L	L	L	
9	L Riopel Olivier						
10	Keturakis Byron (S)			□	■	■	3
13	Chambers Arran (MB)	■	■	■	■	■	4
14	West Keith (OH)	□			□		
15	Regehr Joel (MB)						

Coach: John Barrett (CAN)
Assistant: Brock Davidiuk (CAN)

CHI • CHILE		1	2	3	4	5	Pts
1	Guerra Simón (MB)	■	■	■	■	■	11
3	Araya Gabriel (MB)	■	■	■	■	■	9
4	Gago Tomas (MB)						
8	Albornoz Rafael (OH)						
9	Bonacic Dusan (OH)	■	■	■	■	■	24
11	Ruiz Matias (OH)	■	■	■	■	■	7
12	Jeria Rodrigo (OH)						
14	Villarreal Esteban (S)	□	□				
15	L Castillo Sebastian	L	L	L	L	L	
16	Diaz Sebastian (OP)	□	■	■	■	■	5
18	Boreli Gianluca (OP)	■					1
19	Banda Matias (S)	■	■	■	■	■	4

Coach: Nejamkin Daniel Rube (CHI)
Assistant: Villarreal Barahona (CHI)

TEAMS AND PLAYERS PERFORMANCES

Won Pts	Total Atts	No Name	Scoring Skills	Won Pts	Total Atts	No Name
50	125	Total Team		42	110	Total Team
16	43	4 Scheerhoorn Blake (OP)	Spike	17	44	9 Bonacic Dusan (OH)
12	28	2 Koppers Brandon (OH)		6	13	1 Guerra Simón (MB)
12	53	Total Team	Block	12	49	Total Team
4	11	7 Szwarc Arthur (MB)		4	12	1 Guerra Simón (MB)
3	10	6 Nickifor Ryan (OH)	Serve	3	15	3 Araya Gabriel (MB)
7	107	Total Team		7	105	Total Team
4	22	6 Nickifor Ryan (OH)	Opp. error	4	24	9 Bonacic Dusan (OH)
1	22	4 Scheerhoorn Blake (OP)		2	15	16 Diaz Sebastian (OP)
37		Total Team	Total	43		Total Team
106	285	Total Team		104	264	Total Team

18	74	4 Scheerhoorn Blake (OP)	Best Scorer	24	75	9 Bonacic Dusan (OH)
----	----	--------------------------	--------------------	----	----	----------------------

Excellent	Total Atts	No Name	Non scoring Skills	Excellent	Total Atts	No Name
1	106	Total Team		2	117	Total Team
1	24	8 Richards Andrew	Dig	2	17	15 Castillo Sebastian
33	103	Total Team	Set	24	98	Total Team
24	57	10 Keturakis Byron (S)		24	85	19 Banda Matias (S)
26	86	Total Team	Reception	15	83	Total Team
10	25	8 Richards Andrew	<u>Success - Faults</u>	4	22	11 Ruiz Matias (OH)
6	22	6 Nickifor Ryan (OH)	<u># Attempts</u>	9	33	9 Bonacic Dusan (OH)

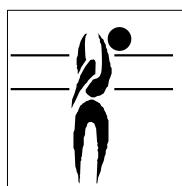

■ Starting line-up Pts = Points scored [nn] = Captain
□ Substitute Atts = Attempts L = Libero
Opp = Opponent





P-5 VOLLEYBALL • Players ranking by skills

2015 U21 Mens Panamerican Cup



Best Scorers

Rk	No	Name	Team	Spike	Block	Serve	Total
1	17	Goodridge Jabarry (OH)	BAR	38	7	0	45
2	9	Bonacic Dusan (OH)	CHI	29	3	6	38
3	4	Rivas Mauricio (OH)	ESA	27	5	0	32
4	1	Benesh Andrew (MB)	USA	26	5	0	31
5	4	Scheerhoorn Blake (OP)	CAN	26	2	2	30
6	11	Sander Brenden (OH)	USA	24	2	3	29
7	2	Koppers Brandon (OH)	CAN	23	2	2	27
7	15	Oliveira Caio (OP)	BRA	24	1	2	27
9	6	Nickifor Ryan (OH)	CAN	13	5	4	22
9	11	Leao Rodrigo (OH)	BRA	15	1	6	22
9	8	Jendryk II Jeffrey (MB)	USA	13	5	4	22
9	2	Wood Ammuniki (MB)	BAR	14	8	0	22
13	7	Hatch John (OH)	USA	17	3	1	21
13	8	Stapleton Andriy (OP)	BAR	20	1	0	21
15	1	Guerra Simón (MB)	CHI	11	6	3	20
15	17	Valdez Samuel (OP)	ESA	17	3	0	20
17	12	Walsh Jr. Matthew (MB)	USA	15	3	1	19
17	20	Silva Romulo (MB)	BRA	12	7	0	19
19	10	Perinar George (OP)	USA	12	4	2	18
20	7	Szwarc Arthur (MB)	CAN	9	5	3	17
21	13	Martinez Alan (OH)	MEX	16	0	0	16
21	18	Boreli Gianluca (OP)	CHI	16	0	0	16
21	3	Araya Gabriel (MB)	CHI	10	6	0	16
21	16	Kavalkievicz Gabriel (OH)	BRA	14	1	1	16
21	10	Santos Nicolas (MB)	BRA	10	3	3	16
26	18	Madaloz Lucas (OP)	BRA	12	1	2	15
26	6	Sandoval Rodrigo (OH)	ESA	10	3	2	15
28	13	Marengoni Johan (MB)	BRA	7	6	1	14
29	11	Ruiz Matias (OH)	CHI	11	2	0	13
30	6	Gevis Jr. Richard (OP)	USA	11	1	0	12
30	9	Nugent Christopher (OH)	USA	10	1	1	12
30	13	Rodríguez Carlos (OP)	ESA	8	4	0	12
30	15	Holder Chioke (MB)	BAR	8	4	0	12
34	7	Frias Yostin (OP)	MEX	9	1	0	10
34	13	Mayers Ahkeem (S)	BAR	5	5	0	10
36	13	Chambers Arran (MB)	CAN	7	1	0	8
37	10	Ugalde Enrique (OH)	MEX	6	0	1	7
37	8	Rubio Jose Luis (OH)	MEX	4	3	0	7
37	16	Olvera Francisco (OH)	MEX	3	1	3	7
37	5	Costa Matheus (OH)	BRA	5	0	2	7
37	7	Silva Pedro (S)	BRA	1	5	1	7
42	5	Coleman Lucas (OH)	CAN	5	1	0	6
42	5	Menjivar Erick (OH)	ESA	4	2	0	6
42	16	Doughy Paul (S)	BAR	0	3	3	6
45	19	Banda Matias (S)	CHI	3	2	0	5
45	16	Diaz Sebastian (OP)	CHI	3	0	2	5
45	9	Oliveira Guilherme (OH)	BRA	3	1	1	5
45	7	Platero Manuel (MB)	ESA	4	1	0	5
49	18	Martinez Joshua (MB)	MEX	4	0	0	4
49	9	Noriega Enrique (MB)	MEX	3	1	0	4
Total tournament				605	147	62	814





P-5 VOLLEYBALL • Players ranking by skills

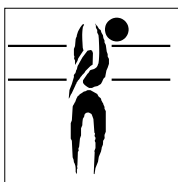
2015 U21 Mens Panamerican Cup



Best Spikers

Limit: 15.00%

Rk	No	Name	Team	Spikes	Faults	Shots	Total Attempts	Succ. %
1	1	Benesh Andrew (MB)	USA	26	4	13	43	60.47
2	15	Oliveira Caio (OP)	BRA	24	5	19	48	50.00
3	13	Martinez Alan (OH)	MEX	16	-	18	34	47.06
4	18	Boreli Gianluca (OP)	CHI	16	3	16	35	45.71
5	9	Bonacic Dusan (OH)	CHI	29	13	22	64	45.31
6	2	Koppers Brandon (OH)	CAN	23	9	19	51	45.10
7	4	Scheerhoorn Blake (OP)	CAN	26	12	29	67	38.81
8	6	Nickifor Ryan (OH)	CAN	13	8	13	34	38.24
9	11	Sander Brenden (OH)	USA	24	8	32	64	37.50
10	17	Goodridge Jabarry (OH)	BAR	38	12	54	104	36.54
Total Tournament				605	242	753	1,600	37.81



Best Blockers

Rk	No	Name	Team	Kill Blocks	Faults	Rebounds	Total Attempts	Avg. by set
1	3	Araya Gabriel (MB)	CHI	6	9	18	33	0.75
2	1	Guerra Simón (MB)	CHI	6	7	12	25	0.75
3	2	Wood Ammuniki (MB)	BAR	8	9	17	34	0.73
4	20	Silva Romulo (MB)	BRA	7	5	4	16	0.70
5	17	Goodridge Jabarry (OH)	BAR	7	5	4	16	0.64
6	6	Nickifor Ryan (OH)	CAN	5	5	7	17	0.63
7	7	Szwarc Arthur (MB)	CAN	5	6	7	18	0.63
8	13	Marengoni Johan (MB)	BRA	6	-	7	13	0.60
9	7	Silva Pedro (S)	BRA	5	3	6	14	0.50
10	8	Jendryk II Jeffrey (MB)	USA	5	5	10	20	0.50
Total Tournament				147	231	342	720	4.59



Best Servers


Rk	No	Name	Team	Aces	Faults	Serve Hits	Total Attempts	Avg. by set
1	9	Bonacic Dusan (OH)	CHI	6	5	29	40	0.75
2	11	Leao Rodrigo (OH)	BRA	6	6	14	26	0.60
3	16	Olvera Francisco (OH)	MEX	3	1	4	8	0.50
4	6	Nickifor Ryan (OH)	CAN	4	8	19	31	0.50
5	8	Jendryk II Jeffrey (MB)	USA	4	1	25	30	0.40
6	1	Guerra Simón (MB)	CHI	3	7	19	29	0.38
7	7	Szwarc Arthur (MB)	CAN	3	9	12	24	0.38
8	10	Santos Nicolas (MB)	BRA	3	3	24	30	0.30
9	11	Sander Brenden (OH)	USA	3	6	24	33	0.30
10	16	Doughy Paul (S)	BAR	3	3	34	40	0.27
Total Tournament				62	206	1,061	1,329	1.94





P-5 VOLLEYBALL • Players ranking by skills

2015 U21 Mens Panamerican Cup




Best Diggers

Rk	No	Name	Team	Digs	Faults	Receptions	Total Attempts	Avg. by set
1	2	Boehle Hayden	USA	15	4	34	53	1.50
2	4	Carvalho Filho Rogério	BRA	11	11	37	59	1.10
3	8	Richards Andrew	CAN	7	6	23	36	0.88
4	15	Castillo Sebastian	CHI	6	7	17	30	0.75
5	4	Rivas Mauricio (OH)	ESA	7	4	18	29	0.64
6	6	Sandoval Rodrigo (OH)	ESA	5	12	25	42	0.45
7	9	Nugent Christopher (OH)	USA	4	-	10	14	0.40
8	2	Koppers Brandon (OH)	CAN	3	5	13	21	0.38
9	4	Packer Stephen	BAR	4	13	25	42	0.36
10	7	Frias Yostin (OP)	MEX	2	1	3	6	0.33
Total Tournament				107	540	777	1,424	3.34



Best Setters

Rk	No	Name	Team	Running Sets	Faults	Still Sets	Total Attempts	Avg. by set
1	4	Muñoz Alexis (S)	MEX	89	2	42	133	14.83
2	7	Silva Pedro (S)	BRA	126	2	67	195	12.60
3	16	Doughy Paul (S)	BAR	113	9	83	205	10.27
4	19	Banda Matias (S)	CHI	81	2	74	157	10.13
5	3	Kindem Soren Peter Dion (S)	USA	97	3	50	150	9.70
6	13	Rodríguez Carlos (OP)	ESA	102	3	87	192	9.27
7	1	Chancy Gabriel (S)	CAN	44	2	46	92	5.50
8	5	Franciskovic Jennings (S)	USA	38	2	35	75	3.80
9	10	Keturakis Byron (S)	CAN	25	1	33	59	3.13
10	8	Vargas Cristian (S)	ESA	19	-	16	35	1.73
Total Tournament				786	39	730	1,555	24.56



Best Receivers

Limit: 25.00%


Rk	No	Name	Team	Excellents	Faults	Serve Receptions	Total Attempts	Eff. %
1	8	Richards Andrew	CAN	18	1	21	40	42.50
2	4	Carvalho Filho Rogério	BRA	19	1	23	43	41.86
3	15	Castillo Sebastian	CHI	19	2	31	52	32.69
4	16	Kavalkievicz Gabriel (OH)	BRA	13	1	26	40	30.00
5	2	Koppers Brandon (OH)	CAN	14	4	18	36	27.78
6	5	Estrella Jaime	MEX	13	2	32	47	23.40
7	17	Goodridge Jabarry (OH)	BAR	20	4	48	72	22.22
8	9	Bonacic Dusan (OH)	CHI	15	5	30	50	20.00
9	4	Packer Stephen	BAR	15	3	44	62	19.35
10	6	Nickifor Ryan (OH)	CAN	8	1	28	37	18.92
Total Tournament				315	65	733	1,113	22.46





P-5 VOLLEYBALL • Players ranking by skills

2015 U21 Mens Panamerican Cup



Best Liberos

Rk	No	Name	Team	Excellents	Faults	In play	Total attempts	Avg. by set
1	2	Boehle Hayden	USA	36	5	48	89	3.60
2	8	Richards Andrew	CAN	25	7	44	76	3.13
3	15	Castillo Sebastian	CHI	25	9	48	82	3.13
4	4	Carvalho Filho Rogério	BRA	30	12	60	102	3.00
5	5	Estrella Jaime	MEX	13	14	45	72	2.17
6	4	Packer Stephen	BAR	19	16	69	104	1.73
7	9	Carranza Luis	ESA	10	12	82	104	0.91
8	9	Riopel Olivier	CAN					



P-6 VOLLEYBALL • Teams ranking by skills

2015 U21 Mens Panamerican Cup



Best Spikers

Limit: 15.00%

Rk	Team	Spikes	Faults	Shots	Total Attempts	Succ. %
1	USA UNITED STATES	131	30	109	270	48.52
2	BRA BRAZIL	103	27	105	235	43.83
3	CHI CHILE	83	25	87	195	42.56
4	CAN CANADA	84	33	84	201	41.79
5	BAR BARBADOS	86	52	129	267	32.21
6	MEX MEXICO	47	25	87	159	29.56
7	ESA EL SALVADOR	71	50	152	273	26.01
Total Tournament		605	242	753	1,600	37.81



Best Blockers

Rk	Team	Kill Blocks	Faults	Rebounds	Total Attempts	Avg. by set
1	USA UNITED STATES	27	34	62	123	2.70
2	CAN CANADA	21	26	41	88	2.63
3	BRA BRAZIL	26	26	50	102	2.60
4	BAR BARBADOS	28	40	61	129	2.55
5	CHI CHILE	19	29	45	93	2.38
6	ESA EL SALVADOR	20	48	56	124	1.82
7	MEX MEXICO	6	28	27	61	1.00
Total Tournament		147	231	342	720	4.59



Best Servers


Rk	Team	Aces	Faults	Serve Hits	Total Attempts	Avg. by set
1	BRA BRAZIL	19	27	187	233	1.90
2	CHI CHILE	11	31	136	178	1.38
2	CAN CANADA	11	32	137	180	1.38
4	USA UNITED STATES	12	36	185	233	1.20
5	MEX MEXICO	4	23	96	123	0.67
6	BAR BARBADOS	3	30	158	191	0.27
7	ESA EL SALVADOR	2	27	162	191	0.18
Total Tournament		62	206	1,061	1,329	1.94





P-6 VOLLEYBALL • Teams ranking by skills

2015 U21 Mens Panamerican Cup



Best Diggers

Rk	Team	Digs	Faults	Receptions	Total Attempts	Avg. by set
1	USA UNITED STATES	26	69	131	226	2.60
2	CAN CANADA	17	60	81	158	2.13
3	BRA BRAZIL	19	64	116	199	1.90
4	CHI CHILE	11	70	98	179	1.38
5	ESA EL SALVADOR	15	112	137	264	1.36
6	BAR BARBADOS	13	100	149	262	1.18
7	MEX MEXICO	6	65	65	136	1.00
Total Tournament		107	540	777	1,424	3.34



Best Setters

Rk	Team	Running Sets	Faults	Still Sets	Total Attempts	Avg. by set
1	MEX MEXICO	96	3	62	161	16.00
2	USA UNITED STATES	138	8	117	263	13.80
3	BRA BRAZIL	135	2	97	234	13.50
4	ESA EL SALVADOR	135	8	130	273	12.27
5	BAR BARBADOS	123	11	128	262	11.18
6	CHI CHILE	86	3	93	182	10.75
7	CAN CANADA	73	4	103	180	9.13
Total Tournament		786	39	730	1,555	24.56



Best Receivers

Limit: 25.00%

Rk	Team	Excellents	Faults	Serve Receptions	Total Attempts	Eff. %
1	BRA BRAZIL	46	6	85	137	29.20
2	USA UNITED STATES	54	8	102	164	28.05
3	CHI CHILE	45	7	86	138	27.54
4	CAN CANADA	44	9	80	133	26.32
5	MEX MEXICO	33	6	78	117	23.08
6	BAR BARBADOS	49	16	150	215	15.35
7	ESA EL SALVADOR	44	13	152	209	14.83
Total Tournament		315	65	733	1,113	22.46





Brazil sweeps Barbados to end on top of Pool at U21 Pan Am Cup



Gatineau, CANADA, June 25- Brazil swept Barbados 3-0 (25-13, 25-12, 25-8) in one hour to finish on top of Pool B at the U21 Men's Pan American Cup at the Centre Sportif de Gatineau.

Brazil dominated their Caribbean rivals in attacks (24-15), blocks (12-5) and serving aces (4-1) to seal a spot in

the semifinals on Saturday.

Johan Marengoni led the South American squad with 13 points while Ammuniki Wood and the tournament's top scorer Jabarry Goodridge contributed to Barbados with five points each.

Fernando Kreling, captain of Brazil: "I think it was an easy game for us because we controlled the game the whole time, and I think that's the way."

Leonardo Afonso Seix, head coach of Brazil: "I think that we did our job. We played great all match, hard, and respecting the other team. It was good because we had a chance to use all players and rest a little bit. Now we are thinking about the next two matches for us."

Ammuniki Wood, captain of Barbados: "We can't obviously use this game as a gauge for the quarterfinals because we didn't play very well. Despite one of our key hitters being out, Goodridge wasn't feeling well, we still have players that can come off the bench and show quality and qualify. We didn't really show up today, we have to go back to the drawing board and work on it. We really have to kick it up especially for the quarter finals because we will meet Canada and Chile and both of those are very good teams. We have to prepare for those teams and come back kicking out for the quarterfinal games."

John Stuart, head coach of Barbados: "The game did not go very well. We had the same problem again, too many bad passes. I hope for the quarterfinal game



tomorrow we can remedy that. We have practice tomorrow and we will work on our reception again and hopefully come the quarter final game, we will pass the ball much better. If we pass well, we stand a chance. If we don't pass well, we don't stand a chance."

US rolls past El Salvador 3-0 to finish second in Pool B at U21 Pan Am Cup



Gatineau, CANADA, June 25- The United States rolled past El Salvador 3-0 (25-15, 25-14, 25-22) to finish second in Pool B at the U21 Men's Pan American Cup at the Centre Sportif de Gatineau.

The North American team dominated their Central American rivals in attacks (42-17), blocks (11-4) and serving aces (3-0).

Matthew Walsh Jr. led the American attack with 14 points, two more than Andrew Benesh. Mauricio Rivas was the top scorer for El Salvador with nine points.

John Hatch, captain of the United States: "I thought we played a lot better as a team today. After the loss yesterday I think we regrouped well. We came out and ran our system. Game three got a little close but that was good for us to try something new and then adjust to see if we can pull it out and get a win. Overall it was a good game. I'm looking forward to playoffs and seeing what we can do."

Dan Friend, coach of the United States: "I definitely thought in the first two games we did a nice job, we took control of the things we wanted to. We talked yesterday how we didn't pass as well as we wanted to, so we focused on some first ball contact. I think we're still trying to work through some of that but ultimately we we're definitely good. In the third game you saw us do a couple different things with that but El Salvador picked up their game, I thought they did some nice things. In the end we were able to finish it off and I'm looking forward to getting ready to the quarter finals tomorrow."

Samuel Valdez, captain of El Salvador: "We were very nervous in the first two sets, playing against the name and not equally as players. We found our best level in the third set, but we made key mistakes, in part due to our lack of experience, and they took advantage.



The third set showed that anything is possible if we believe in it. We have to continue working hard to beat teams at this level.”

Ricardo Rivera, head coach of El Salvador: “Our guys were a bit nervous at the beginning of the match, not believing that we could have a good game, but the third set was the best. However, some of our key players lacked the courage to capitalize on the advantage. At some point, we led by four points. This was our best showing so far and it erases low par performances in previous matches. We will now prepare for the 6th place match and to

defend our Central American title in August to be able to return to this continental event next year.”

On Friday, the United States will play Mexico in the quarterfinals.



Canada tops Chile in a five-set thriller to lead Pool A at U21 Men's Pan American Cup in Gatineau



GATINEAU, Canada, June 25, 2015 – Canada topped Chile in a five-set thriller (25-21, 25-22, 21-25, 20-25, 15-11) on Thursday to finish on top of Pool A and guarantee a spot in the semifinals at the U21 Men's Pan American Cup, held at the Centre Sportif de Gatineau.

With Canada's Prime Minister Stephen Harper and his wife Laureen watching from the stands, the host team got off to a good start versus the combative South American team. Led by the quartet of Brandon Koppers, Blake Scheerhoorn, captain Ryan Nickifor and Arthur Szwarc, they managed to keep a narrow lead over Chile to take the first two sets 25-21 and 25-22.

The third and fourth sets remained even, but Chile got the upper hand towards the end and won 25-21 and 25-20 to even the score and set the stage for the tie-breaker.

In the decisive set, two aces by Scheerhoorn and Nickifor –back on court after resting in the fourth set- put Canada in the lead 6-4. An effective blocking allowed the Canadians to stop



the Chilean attack and they went on to win 15-11 and secure their second victory of the tournament.

Scheerhoorn led the winners' attack with 18 points. He was also supported by Nickifor and Koppers with 15 each and Szwarc (11). Captain Dusan Bonacic (24) and Simón Guerra (11) were the top scorers for Chile.

Ryan Nickifor, captain of Canada: "I think we just need to sustain our energy level throughout the whole game a little bit better. We came out in the third a little bit tentative and we need to keep pushing throughout every set. It's good that we have guys that can come off the bench and fill spots if guys aren't playing their role. Moving forward we just need to sustain our energy for longer and we'll come out on top."

John Barret, head coach of Canada: "We started off really well and were playing with a lot of confidence. Chile pushed back and we knew they were a good team; they're well coached and very technical. When they pushed back we lost our confidence and started playing in a tentative manner. When you play in a tentative manner you will lose. It's that simple. In any sport at any time victory goes to the aggressor. We got our mood back and played aggressively and came out with the fifth set. We are very happy to win against a good team from Chile."

Dusan Bonacic, captain of Chile: "We knew we need to show our best game and we did it. It is a bitter feeling because we believe we could have won this game, but in the fifth set we made serious mistakes and they blocked our attack 4-5 times. Our main opposite player did not play in the beginning so we used our reserve hitter and our rhythm changed. Overall, it was a great match and the atmosphere was awesome. We put on a good show. We will play 100% against Barbados against tomorrow. Our goal is to reach the final.

Daniel Nejamkin, head coach of Chile: "It was a close match. I believe the aces were the determining factor. We served well and put pressure on the Canadian reception, but Canada scored more points in serve. We will now focus on tomorrow's match. We want to reach the semifinals and a podium finish here."

Undefeated in their respective groups, Canada and Brazil await the winners of the quarterfinals to know their rivals in the semifinals on Saturday. The tournament continues Friday with two quarterfinal matches: Chile-Barbados and the United States-Mexico.