

# VOLLEYBALL

## MEN'S



# Santiago

# 2023

Juegos  
PanAm | ParapanAm

# Bulletin No 5

Thursday, November 2<sup>nd</sup> 2023

## Competition Format

### 9.1 Classification, Quarterfinal and Semifinal Rounds

For the Classification, Quarterfinal, and Semifinal Rounds, according to the FIVB General Competition Regulations, it must be avoided that teams from the same group play each other as established in the competition format.

9.2 According to the established competition format and the FIVB General Regulations, for the Classification, Quarterfinal, and Semifinal Rounds, if three teams from the same group qualify, the match between the highest ranked team and the lowest ranked team of their Preliminary Round will be repeated.

### 9.3 Round Robin Ranking

To establish the ranking of teams after Preliminary Round, the ranking of the teams will be determined as follows:

1. By the results of matches won and lost.
2. In case of equality in the number of matches won and lost, among two or more teams of the same group, the final ranking of the teams will be determined by the number of points gained among teams of the same group during the Preliminary Round.
3. The following points will be awarded to each team per match, according to the number of sets won/lost:

Match won 3-0 = 5 points

Match lost 0-3 = 0 point

Match won 3-1 = 4 points

Match lost 1-3 = 1 points

Match won 3-2 = 3 points

Match lost 2-3 = 2 points

Match forfeited = 0 points (0-25, 0-25, 0-25)

### 9.4 Tie Breaking Procedure

In case of equality in the number of points gained by two or more teams, the tie will be broken by the points ratio with the following criteria, in order of importance:

- A) **Point Quotient:** In case of equality in the number of points gained by two or several teams they will be classified in descending order by the quotient resulting from the division of all points scored by the total of points lost.
- B) **Set Quotient:** If the tie persists as per the points quotient the teams will be classified in descending order by the quotient resulting from the division of the number of all sets won by the number of all sets lost.
- C) **If the tie continues as per the set quotient between two teams,** the priority will be given to the team which won the last match between them.
- D) **When the tie is between three or more teams** a new classification of these teams will be made taking into consideration only the matches in which they were opposed to each other.



**Calendario y Formato de Competencia Rama Masculina / Competition Format and Match Schedule Men Comp.**

GROUP-A													
No.	Date	Time	Teams			Set	1	2	3	4	5	Total	Time
1	30-oct	10:30	BRA	vs	COL	3-0	25-20	25-17	25-10				01:19
2	30-oct	13:30	CUB	vs	MEX	3-2	25-20	24-26	19-25	27-25	15-10	110-106	02:07
5	31-oct	10:30	CUB	vs	COL	3-0	25-22	25-23	25-23			75-68	01:24
6	31-oct	13:30	BRA	vs	MEX	3-0	25-13	25-15	25-20			75-48	01:13
9	01-nov	10:30	BRA	vs	CUB	3-2	25-23	25-16	18-25	25-26	18-16	111-107	01:59
10	01-nov	13:30	MEX	vs	COL	0-3	23-25	23-25	19-25			75-65	01:18
GROUP-B													
No.	Date	Time	Teams			Set	1	2	3	4	5	Total	Time
3	30-oct	17:30	ARG	vs	PUR	3-0	25-23	26-24	25-15			76-62	01:20
4	30-oct	20:30	CHI	vs	DOM	3-1	25-20	21-25	25-22	25-21		96-88	01:57
7	31-oct	17:30	ARG	vs	DOM	3-1	20-25	30-28	25-17	25-20		100-90	01:55
8	31-oct	20:30	CHI	vs	PUR	3-1	26-28	25-18	25-21	25-23		101-90	02:00
11	01-nov	17:30	PUR	vs	DOM	3-1	25-23	18-25	25-19	25-20		93-87	01:44
12	01-nov	20:30	CHI	vs	ARG	0-0	15-25	20-25	21-25			56-75	01:10
QUATERFINALS													
No.	Date	Time	Teams			Set	1	2	3	4	5	Total	Time
13	02-nov	10:30	2ND B CHI	vs	3RD A COL	1-3	20-25	25-21	19-25	23-25		87-96	01:52
14	02-nov	13:30	2ND A CUB	vs	3RD B PUR	3-2	25-16	25-21	13-25	22-25	15-11	100-98	1:45
CLASSIFICATION 5/8													
No.	Date	Time	Teams			Set	1	2	3	4	5	Total	Time
15	03-nov	10:30	4TH B DOM	vs	LOOSER OF M13 OR (M14) CHI	0-0							
16	03-nov	13:30	4TH A MEX	vs	LOOSER OF M14 OR (M13) PUR								
SEMIFINALS													
No.	Date	Time	Teams			Set	1	2	3	4	5	Total	Time
17	03-nov	17:30	1st. B ARG	vs	WINNER OF M14 CUB	0-0							
18	03-nov	20:30	1st. A BRA	vs	WINNER OF M13 COL	0-0							
FINAL CLASSIFICATION 7/8													
No.	Date	Time	Teams			Set	1	2	3	4	5	Total	Time
19	04-nov	10:00	LOOSER OF M15	vs	LOOSER OF M16	0-0							
FINAL CLASSIFICATION 5/6													
No.	Date	Time	Teams			Set	1	2	3	4	5	Total	Time
20	04-nov	13:00	WINNER OF M15	vs	WINNER OF M16	0-0							
FINALS													
No.	Date	Time	Teams			Set	1	2	3	4	5	Total	Time
21	04-nov	17:00	LOSER OF M17	vs	LOSER OF M18	0-0							
22	04-nov	20:00	WINNER OF M17	vs	WINNER OF M18	0-0							

# Santiago 2023

Juegos PanAm | ParapanAm

Santiago de Chile • Oct. 30-Nov. 04






## Union Panamericana Voleibol

Día / Day	Hora / Time	Competition Venue - FOP	Hora / Time	Training Court 1 - Centro Elige vivir Sano Lo Espejo	Training Court 2 - Centro Elige vivir Sano San Ramón	
27-oct-23	09:00		09:00	DOMINICANA	CUBA	
	10:30		10:30	COLOMBIA	ARGENTINA	
	12:00		12:00	MEXICO	PUERTO RICO	
	13:30		13:30	BRASIL	CHILE	
28-oct-23	08:00	DOMINICANA				
	09:30	COLOMBIA				
	11:00	CUBA				
	12:30	ARGENTINA				
	14:00	MEXICO				
	15:30	PUERTO RICO				
	17:00	BRASIL				
	18:30	CHILE				
	20:00	PRACTICAL CLINIC				
						Preliminary Inquiry
					Time	
					Country	
					09:00	
					CUB	
					09:30	
					ARG	
					10:00	
					MEX	
					10:30	
					PUR	
					11:00	
					BRA	
					11:30	
					CHI	
					12:00	
					COL	
					12:30	
					DOM	
29-oct-23	09:00			DOMINICANA	MEXICO	
	10:30			COLOMBIA	ARGENTINA	
	12:00			PUERTO RICO	CUBA	
	13:30			CHILE	BRASIL	
30-oct-23	09:00		09:00	ARGENTINA	PUERTO RICO	
	10:30		10:30	CHILE	DOMINICANA	
	10:30	BRA Vs COL				
	13:30	CUB Vs MEX				
	17:30	ARG Vs PUR				
	19:00		19:00	BRASIL	COLOMBIA	
	20:30		20:30	CUBA	MEXICO	
20:30	CHI Vs DOM					
31-oct-23	09:00		09:00	ARGENTINA	DOMINICANA	
	10:30		10:30	CHILE	PUERTO RICO	
	10:30	CUB Vs COL				
	13:30	BRA Vs MEX				
	17:30	ARG Vs DOM				
	19:00		19:00	CUBA	COLOMBIA	
	20:30		20:30	BRASIL	MEXICO	
20:30	CHILE Vs PUR					
01-nov-23	09:00		09:00	PUERTO RICO	DOMINICANA	
	10:30		10:30	CHILE	ARGENTINA	
	10:30	BRA Vs CUB				
	13:30	MEX Vs COL				
	17:30	PUR Vs DOM				
	19:00		19:00	BRASIL	CUBA	
	20:30		20:30	MEXICO	COLOMBIA	
20:30	CHI Vs ARG					

02-nov-23	09:00		09:00	4to.- GRUPO-A MEXICO	4to.- GRUPO-B DOMINICANA
	10:30		10:30	1er.-GRUPO-A BRASIL	1er.-GRUPO-B ARGENTINA
	10:30	2do GRUPO B CHI Vs 3er GRUPO A COL			
	13:30	2do GRUPO A CUB Vs 3er. GRUPO B PUR			
	19:00		19:00	2do. GRUPO-B CHILE	3er. GRUPO-A COLOMBIA
	20:30		20:30	2do. GRUPO-A CUBA	3er. GRUPO-B PUERTO RICO
03-nov-23	09:00		09:00	1er.-GRUPO-B ARGENTINA	GP 13 O 14 CUBA
	10:30		10:30	1er.-GRUPO-A BRASIL	GP 14 O 13 COLOMBIA
	10:30	4to.- GRUPO-B DOM Vs P-JUEGO 13 CHI			
	13:30	4to.- GRUPO-A MEX Vs P-JUEGO 14 PUR			
	17:30	1er.-GRUPO-B ARG Vs G-JUEGO 13 O 14 CUB			
	19:00		19:00	4to.- GRUPO-B DOMINICANA	PP 13 CHILE
	20:30		20:30	4to.- GRUPO-A MEXICO	PP 14 PUERTO RICO
20:30	1er.-GRUPO-A BRA Vs G-JUEGO 14 O 13 COL				
04-nov-23	09:00		09:00	PP 17	PP 18
	10:00	P- JUEGO 15 Vs P-JUEGO 16			
	10:30		10:30	GP 17	GP 18
	13:00	G-JUEGO 15 Vs G-JUEGO 16			
	17:00	P-JUEGO 17 Vs P-JUEGO 18			
	20:00	G-JUEGO 17 Vs G-JUEGO 18			



FEDERATION INTERNATIONALE DE VOLLEYBALL



**0-1** UNIFORM COLOURS  
Couleur de l'uniforme

CITY:   
 Ville:

DATE:  TIME:   
 Heure:

**REGISTERED COLOURS / Couleurs enregistrées :**  
 (ONLY SHIRT COLOUR - seulement la couleur du maillot)

	CHI	DOM	MEX	PUR		
1	RED	BLUE	BLACK	RED		
2	BLUE	RED	RED	BLUE		
3	WHITE	WHITE	WHITE	WHITE		

POOL/PHASE:   
 Groupe/Phase:

DATE:	No. Match	Team Equipe	
		A	B
03/oct/2023	15	DOM	CHI
03/oct/2023	16	MEX	PUR

1st CHOICE 1er Choix		FIVB DECISION LIBERO	
A	B	A	B
BLUE	RED	RED	WHITE
RED	WHITE	WHITE	BLUE



## MATCHES RESULTS

### Pool A

No	Date	Teams	Set	Result per set (points)					Total Points	Duration	Spectators
				1	2	3	4	5			
1	30-Oct-2023	BRA - COL	3-0	25-20	25-17	25-10			75-47	1:19	9314
2	30-Oct-2023	CUB - MEX	3-2	25-20	24-26	19-25	27-25	15-10	110-106	2:07	9314
5	31-Oct-2023	CUB - COL	3-0	25-22	25-23	25-23			75-68	1:24	8814
6	31-Oct-2023	BRA - MEX	3-0	25-13	25-15	25-20			75-48	1:13	8814
9	01-Nov-2023	BRA - CUB	3-2	25-23	25-16	18-25	25-27	18-16	111-107	2:11	10000
10	01-Nov-2023	MEX - COL	0-3	23-25	23-25	19-25			65-75	1:28	6000

### Pool B

No	Date	Teams	Set	Result per set (points)					Total Points	Duration	Spectators
				1	2	3	4	5			
3	30-Oct-2023	ARG - PUR	3-0	25-23	26-24	25-15			76-62	1:20	9752
4	30-Oct-2023	CHI - DOM	3-1	25-20	21-25	25-22	25-21		96-88	1:57	9752
7	31-Oct-2023	ARG - DOM	3-1	20-25	30-28	25-17	25-20		100-90	1:55	10000
8	31-Oct-2023	CHI - PUR	3-1	26-28	25-18	25-21	25-23		101-90	2:00	10000
11	01-Nov-2023	PUR - DOM	3-1	25-23	18-25	25-19	25-20		93-87	1:55	9100
12	01-Nov-2023	CHI - ARG	0-3	15-25	20-25	21-25			56-75	1:19	10000

### Quarterfinals

No	Date	Teams	Set	Result per set (points)					Total Points	Duration	Spectators
				1	2	3	4	5			
13	02-Nov-2023	CHI - COL	1-3	20-25	25-21	19-25	23-25		87-96	2:04	9800
14	02-Nov-2023	CUB - PUR	3-2	25-16	25-21	13-25	22-25	15-11	100-98	2:00	4000

## TEAM RANKING

### Pool A

Rk	Code	Team	Matches			Pts	Results details						Sets			Points		
			W	L	T		3-0	3-1	3-2	2-3	1-3	0-3	W	L	Ratio	W	L	Ratio
1	BRA	Brazil	3	0	3	13	2	0	1	0	0	0	9	2	4.500	261	202	1.292
2	CUB	Cuba	2	1	3	10	1	0	1	1	0	0	8	5	1.600	292	285	1.024
3	COL	Colombia	1	2	3	5	1	0	0	0	0	2	3	0.500	190	215	0.883	
4	MEX	Mexico	0	3	3	2	0	0	0	1	0	2	2	9	0.222	219	260	0.842



**Pool B**

Rk	Code	Team	Matches				Pts	Results details						Sets			Points		
			W	L	T			3-0	3-1	3-2	2-3	1-3	0-3	W	L	Ratio	W	L	Ratio
1	ARG	Argentina	3	0	3	14	2	1	0	0	0	0	9	1	9.000	251	208	1.206	
2	CHI	Chile	2	1	3	8	0	2	0	0	0	1	6	5	1.200	253	253	1.000	
3	PUR	Puerto Rico	1	2	3	5	0	1	0	0	1	1	4	7	0.571	245	264	0.928	
4	DOM	Dominican Republic	0	3	3	3	0	0	0	0	3	0	3	9	0.333	265	289	0.916	

**Match:** 13    **Date:** 02/11/2023    **Spectators:** 9,800  
**City:** Santiago de Chile  
**Hall:** Arena Parque O'Higgins  
**Match duration:** **Start:** 10:30    **End:** 12:31    **Total:** 2:01

Teams	Sets	1	2	3	4	5	Total
<b>CHI</b>	<b>1</b>	20	25	19	23		87
<b>COL</b>	<b>3</b>	25	21	25	25		96
<b>Duration:</b>		0:25	0:29	0:27	0:31		1:52

**Referees:** 1st: Pedro Fabian Concia (ARG) 2nd: Ricardo Borroto Iglesias (CUB)

CHI - Chile														
No	Name	Pos.	Line-up					Points by set					T.	
			1	2	3	4	5	1	2	3	4	5		
1	Villarreal	S	11	8		4								
2	Ibarra	OH												
3	Araya	MB	2	2										
4	T. Parraguirre	OP	8	11	3	3			2	4	1		7	
5	Parraguirre	OH	4	4	4	4		5	4	5	5		19	
6	Gago	MB	5	5	5	5		2	4	4	4		14	
8	Albornoz S.	S	6	6	6	6			1				1	
9	Bonacic (C)	OH	1	1	1	1		3	9	3	3		18	
10	Mardones	MB												
11	Jadue	OH	3	3		8		1	2		1		4	
16	Valenzuela	MB		3	2	2				1	2		3	
17	Bravo (L)	L	L	L	L	L								

**Coach:** DANIEL RUBEN NEJAMKIN  
**Assistant:** Ivan Villareal Barahona

COL - Colombia														
No	Name	Pos.	Line-up					Points by set					T.	
			1	2	3	4	5	1	2	3	4	5		
1	Ramos R (L)	L	L	L	L	L								
3	Estupiñan	MB	13											
5	Ruiz	OH												
7	Piza	OH	2	3	5	6		3	4	5	2		14	
8	Mejia L (C)	MB	3	4	3	4		2	6	2	3		13	
9	Caicedo	OH	5	6	2	12		2	1	2			5	
10	Irrahondo	OP	1	2	1	2		3	3	4	7		17	
12	Medina	OH			9	3				2	7		9	
13	Jc Ambuila	S	4	5	4	5		1	1	1			3	
18	Cuello	OP												
19	Mesa	S		8										
23	Apoza D.	MB	6	1	6	1		5	3	5	4		17	

**Coach:** Jorge Augusto Schmidt  
**Assistant:** Osorio Arboleda Carlos Felipe

## TEAMS AND PLAYERS PERFORMANCES

Won Points	Total Atts	No	Name
<b>57</b>	<b>115</b>	<b>Total Team</b>	
18	40	5	Parraguirre
17	32	9	Bonacic
11	15	6	Gago
<b>6</b>	<b>53</b>	<b>Total Team</b>	
3	13	6	Gago
1	5	9	Bonacic
1	7	11	Jadue
<b>3</b>	<b>88</b>	<b>Total Team</b>	
1	9	4	T. Parraguirre
1	16	5	Parraguirre
1	8	11	Jadue
<b>21</b>		<b>Total Team</b>	
<b>87</b>	<b>256</b>	<b>Total Team</b>	
19	61	5	Parraguirre
18	48	9	Bonacic
14	41	6	Gago

Scoring Skills
<b>Attack</b>
<b>Block</b>
<b>Serve</b>
<b>Opp. error</b>
<b>Total</b>
<b>Best scorers</b>

Won Points	Total Atts	No	Name
<b>58</b>	<b>107</b>	<b>Total Team</b>	
14	18	23	Apoza D.
11	14	8	Mejia L
10	29	10	Irrahondo
<b>13</b>	<b>66</b>	<b>Total Team</b>	
4	9	7	Piza
3	10	10	Irrahondo
3	16	23	Apoza D.
<b>7</b>	<b>95</b>	<b>Total Team</b>	
4	25	10	Irrahondo
3	17	7	Piza
0	0	1	Ramos R
<b>18</b>		<b>Total Team</b>	
<b>96</b>	<b>268</b>	<b>Total Team</b>	
17	64	10	Irrahondo
17	46	23	Apoza D.
14	50	7	Piza

■ Starting line-up with position    Atts = Attempts    (C) = Captain    MB = Middle blocker    S = Setter  
□ Substitute with shirt number    Opp. = Opponent    (L) / L = Libero    OP = Opposite    OH = Outside Hitter

**Match:** 14    **Date:** 02/11/2023    **Spectators:** 4,000  
**City:** Santiago de Chile  
**Hall:** Arena Parque O'Higgins  
**Match duration:** **Start:** 13:30    **End:** 15:27    **Total:** 1:57

Teams	Sets	1	2	3	4	5	Total
<b>CUB</b>	<b>3</b>	25	25	13	22	15	100
<b>PUR</b>	<b>2</b>	16	21	25	25	11	98
<b>Duration:</b>		0:20	0:24	0:21	0:25	0:15	1:45

**Referees:** 1st: Luis Gerardo Macias (MEX) 2nd: Misael Galindo Reytez (COL)

CUB - Cuba													
No	Name	Pos.	Line-up					Points by set					T.
			1	2	3	4	5	1	2	3	4	5	
1	Masso	MB	6	5	6	5	5	3	2	3	2	10	
5	Iglesias	S		17	1	17	1				1	1	
6	Marti	OH	10		18			1		1		2	
7	Garcia (L)	L	L	L	L	L							
9	Gonzalez	OP	4	3	4	3	3	5	4	2	2	15	
10	Gutierrez	OP	5	4	5	4	4	3	1	5	5	18	
11	Taboada	S	1	6	1	6	6	2	2		1	5	
14	Goide	S											
17	Contreras	MB	3	2	3	2	2		3	1	2	6	
18	Lopez (C)	OH	2	1	2	1	1	7	9	2	8	28	
24	Gorguet	OH											
25	Chirino	S	1	1	11	1	17						

**Coach:** Jesus Angel Cruz Lopez  
**Assistant:** Muñoz Perez Yosvany

PUR - Puerto Rico													
No	Name	Pos.	Line-up					Points by set					T.
			1	2	3	4	5	1	2	3	4	5	
1	Garcia	S											
3	Hoyos	OH	3	6	15	15	17	2	3			5	
4	Cabrera (L)	L	L	L	L	L	L						
6	Rodriguez	S	5	2	1	1	1		1	1		2	
13	Torres	OP											
14	Vargas (C)	OH	6	3	2	2	2	3	2	6	3	16	
15	Rodriguez	MB	4	1	6	6	6	1	2	1	4	8	
16	Ellis	OP	2	5	4	4	4	1	4	4	6	16	
17	Alomar	MB	1	4	3	3	3	2	3	1	1	8	
19	Lopez	OH		3	5	5	5		1	4	4	11	
21	Figueroa	MB											
25	Feliciano	OH											

**Coach:** Oswald Antonetti Cameron  
**Assistant:** Torres Rosario Alberto Jamille

## TEAMS AND PLAYERS PERFORMANCES

Won Points	Total Atts	No	Name
<b>62</b>	<b>116</b>	<b>Total Team</b>	
23	38	18	Lopez
17	30	10	Gutierrez
12	23	9	Gonzalez
<b>14</b>	<b>50</b>	<b>Total Team</b>	
5	14	17	Contreras
3	5	9	Gonzalez
3	8	11	Taboada
<b>9</b>	<b>100</b>	<b>Total Team</b>	
4	23	18	Lopez
2	10	1	Masso
1	4	5	Iglesias
<b>15</b>		<b>Total Team</b>	
<b>100</b>	<b>266</b>	<b>Total Team</b>	

Scoring Skills
<b>Attack</b>
<b>Block</b>
<b>Serve</b>
<b>Opp. error</b>
<b>Total</b>
<b>Best scorers</b>

Won Points	Total Atts	No	Name
<b>52</b>	<b>106</b>	<b>Total Team</b>	
16	35	16	Ellis
13	34	14	Vargas
8	11	19	Lopez
<b>9</b>	<b>62</b>	<b>Total Team</b>	
4	16	17	Alomar
3	17	15	Rodriguez
1	6	14	Vargas
<b>5</b>	<b>98</b>	<b>Total Team</b>	
2	19	14	Vargas
2	14	19	Lopez
1	13	6	Rodriguez
<b>32</b>		<b>Total Team</b>	
<b>98</b>	<b>266</b>	<b>Total Team</b>	
16	59	14	Vargas
16	56	16	Ellis
11	27	19	Lopez

■ Starting line-up with position    Atts = Attempts    (C) = Captain    MB = Middle blocker    S = Setter  
□ Substitute with shirt number    Opp. = Opponent    (L) / L = Libero    OP = Opposite    OH = Outside Hitter





## Best Scorers

Rk	No	Name	Pos.	Team	Attack	Block	Serve	Total
1	5	Parraguire Vicente	OH	CHI	81	6	6	93
2	18	Lopez Castro Miguel Angel	OH	CUB	68	8	12	88
3	18	Ferreira Souza Darlan	OP	BRA	50	3	9	62
	10	Larrahondo Gustavo	OP	COL	48	6	8	62
5	19	Cruz Cepin Hector Alexis	OH	DOM	52	6	3	61
6	14	Vargas Pelegrin	OH	PUR	50	3	4	57
	16	Ellis Carballo Jamal	OP	PUR	53	3	1	57
8	10	Gutierrez Suarez Miguel David	OP	CUB	48	2	4	54
9	9	Bonacic Dusan	OH	CHI	48	3	2	53
10	9	Gonzalez Rodriguez Alejandro Miguel	OP	CUB	41	6	2	49
11	7	Piza Hernandez Andres Felipe	OH	COL	30	6	5	41
	1	Masso Alvarez Jose Israel	MB	CUB	27	11	3	41
13	12	Lima Bruno	OP	ARG	38	2	0	40
14	7	Conte Facundo	OH	ARG	31	5	3	39
15	4	Hernandez Wilfrido	OH	DOM	35	0	2	37
	12	Fuentes Rascon Mauro Isaac	OH	MEX	33	3	1	37
	19	Hernandez Baca Luis David	OP	MEX	34	1	2	37
18	10	Zelayeta Mauro	OH	ARG	34	1	1	36
	1	Tapia Santana Henry Omar	OP	DOM	32	3	1	36
20	8	Mejia Leandro	MB	COL	25	9	0	34
21	6	Gago Murtagh Tomas	MB	CHI	27	6	0	33
	23	Aponza Carabali Daniel	MB	COL	25	7	1	33
23	3	Nunes da Cunha Jr Judson Amabel	MB	BRA	22	7	2	31
24	17	Contreras Acosta Jakdiel	MB	CUB	19	10	1	30
25	18	Maciel Gustavo	MB	ARG	20	7	2	29
	6	Fernandes P.X.Cavalcante Adriano	OH	BRA	24	2	3	29
	15	Rodriguez Jonathan	MB	PUR	21	7	1	29
28	8	Honorato Henrique Dantas Nóbrega	OH	BRA	21	3	4	28
29	3	Hoyos Omar	OH	PUR	27	0	0	27
30	19	Lopez Kevin	OH	PUR	23	1	2	26
31	9	Tellez Rodriguez Axel Manuel	MB	MEX	16	6	3	25
32	4	Rodrigues Pinto Otávio Henrique	MB	BRA	9	8	4	21
	17	Alomar Ismael	MB	PUR	14	7	0	21
34	11	Jadue Matias	OH	CHI	16	2	2	20
35	6	Gonzalez Marti Yusniel	OH	CUB	11	5	0	16
	15	Rosario Adames Luther Hadasher	MB	DOM	8	5	3	16
37	9	Caicedo Jharold	OH	COL	12	3	0	15
38	3	Araya Gabriel	MB	CHI	7	5	2	14
	6	Rodriguez Kevin Joel	S	PUR	7	3	4	14
40	4	Parraguire Tomas	OP	CHI	12	0	1	13
41	11	Taboada Diaz Lyvan	S	CUB	3	6	2	11
	5	Parra Valenzuela Victor Manuel	MB	MEX	7	4	0	11
43	20	Soria Sergio	MB	ARG	7	2	1	10
	25	Balague Manuel	OP	ARG	6	1	3	10
	8	Lopez Capellan Henry Antonio	OH	DOM	8	1	1	10
	2	Hernández Cabrera Jorge Ariel	OH	MEX	8	1	1	10
47	12	Medina Daniel	OH	COL	9	0	0	9
48	13	Burgos-Guntin Rafael Antonio	MB	DOM	3	4	1	8
49	5	Gonçalves Matheus Silva	S	BRA	2	2	3	7
	13	Ambuila Juan Camilo	S	COL	4	1	2	7
<b>Total tournament</b>					1,294	220	127	1,641



## Best Attackers

Limit: 15.00%

Rk	No	Name	Pos.	Team	Attacks	Faults	Shots	Total Attempts	Succ. %
1	10	Zelayeta Mauro	OH	ARG	34	8	15	57	59.65
2	18	Ferreira Souza Darlan	OP	BRA	50	15	22	87	57.47
3	12	Lima Bruno	OP	ARG	38	8	24	70	54.29
4	18	Lopez Castro Miguel Angel	OH	CUB	68	22	41	131	51.91
5	9	Gonzalez Rodriguez Alejandro Miguel	OP	CUB	41	24	14	79	51.90
6	5	Parraguire Vicente	OH	CHI	81	29	50	160	50.63
7	1	Tapia Santana Henry Omar	OP	DOM	32	11	21	64	50.00
8	19	Cruz Cepin Hector Alexis	OH	DOM	52	16	44	112	46.43
9	14	Vargas Pelegrin	OH	PUR	50	17	41	108	46.30
10	6	Fernandes P.X.Cavalcante Adriano	OH	BRA	24	6	22	52	46.15
<b>Total tournament</b>					1,294	458	957	2,709	47.77



## Best Blockers

Rk	No	Name	Pos.	Team	Kill Blocks	Faults	Rebounds	Total Attempts	Avg. by set
1	4	Rodrigues Pinto Otávio Henrique	MB	BRA	8	16	12	36	0.73
2	18	Maciel Gustavo	MB	ARG	7	17	13	37	0.70
3	8	Mejia Leandro	MB	COL	9	24	11	44	0.69
4	3	Nunes da Cunha Jr Judson Amabel	MB	BRA	7	12	14	33	0.64
5	1	Masso Alvarez Jose Israel	MB	CUB	11	24	24	59	0.61
6	17	Contreras Acosta Jakdiel	MB	CUB	10	21	20	51	0.56
7	9	Tellez Rodriguez Axel Manuel	MB	MEX	6	16	13	35	0.55
8	23	Aponza Carabali Daniel	MB	COL	7	24	11	42	0.54
9	7	Conte Facundo	OH	ARG	5	4	3	12	0.50
18	18	Ortiz Valdez Moises Alexander	MB	DOM	6	2	4	12	0.50
<b>Total tournament</b>					220	547	393	1,160	2.08



## Best Servers

Rk	No	Name	Pos.	Team	Aces	Faults	Serve Hits	Total Attempts	Avg. by set
1	18	Ferreira Souza Darlan	OP	BRA	9	12	21	42	0.82
2	18	Lopez Castro Miguel Angel	OH	CUB	12	17	47	76	0.67
3	10	Larrahondo Gustavo	OP	COL	8	15	38	61	0.62
4	5	Parraguire Vicente	OH	CHI	6	24	29	59	0.40
5	7	Piza Hernandez Andres Felipe	OH	COL	5	12	35	52	0.38
6	4	Rodrigues Pinto Otávio Henrique	MB	BRA	4	8	27	39	0.36
8	8	Honorato Henrique Dantas Nóbrega	OH	BRA	4	7	34	45	0.36
7	7	Conte Facundo	OH	ARG	3	5	26	34	0.30
25	25	Balague Manuel	OP	ARG	3	4	2	9	0.30
10	5	Gonçalves Matheus Silva	S	BRA	3	8	32	43	0.27
<b>Total tournament</b>					127	427	1,803	2,357	1.20



## Best Diggers

Rk	No	Name	Pos.	Team	Digs	Faults	Receptions	Total Attempts	Avg. by set
1	3	Bravo Moreno Hiram Said	L	MEX	43	7	7	57	3.91
2	5	Mieses Feliz Enger Miguel	L	DOM	46	16	1	63	3.83
3	17	Bravo Jaime	L	CHI	50	18	3	71	3.33
4	4	Cabrera Rivera Arnel	L	PUR	52	9	7	68	3.25
5	1	Ramos Lemos Roosvuelst Riol	L	COL	41	19	2	62	3.15
6	7	Garcia Alvarez Yonder Roman	L	CUB	56	15	1	72	3.11
7	15	Nascimento Maique Reis	L	BRA	32	10	3	45	2.91
8	5	Scarpa Tobias	L	ARG	27	11	6	44	2.70
9	9	Bonacic Dusan	OH	CHI	35	9	7	51	2.33
10	7	Conte Facundo	OH	ARG	20	5	1	26	2.00
<b>Total tournament</b>					1,029	385	148	1,562	9.71



## Best Setters

Rk	No	Name	Pos.	Team	Running Sets	Faults	Still Sets	Total Attempts	Avg. by set
1	8	González Demián Javier	S	ARG	38	0	158	196	3.80
2	11	Taboada Diaz Lyvan	S	CUB	68	2	300	370	3.78
3	5	Gonçalves Matheus Silva	S	BRA	29	1	157	187	2.64
4	13	Ambuila Juan Camilo	S	COL	24	3	250	277	1.85
5	6	Rodriguez Kevin Joel	S	PUR	16	3	275	294	1.00
6	96	Garcia Resendiz Miguel Angel	S	MEX	10	2	220	232	0.91
7	8	Albornoz Sebastian	S	CHI	11	1	318	330	0.73
8	12	Arredondo Severino Francisco Argelis	S	DOM	6	2	273	281	0.50
9	1	Garcia Howard	S	PUR	7	1	45	53	0.44
10	1	Villarreal Soltau Esteban	S	CHI	5	0	37	42	0.33
<b>Total tournament</b>					221	30	2,454	2,705	2.08



## Best Receivers

Limit: 20.00%

Rk	No	Name	Pos.	Team	Excellents	Faults	Serve Receptions	Total Attempts	Eff. %
1	5	Mieses Feliz Enger Miguel	L	DOM	54	3	14	71	71.83
2	15	Nascimento Maique Reis	L	BRA	31	1	12	44	68.18
3	7	Conte Facundo	OH	ARG	47	4	13	64	67.19
4	10	Zelayeta Mauro	OH	ARG	33	1	14	48	66.67
5	4	Hernandez Wilfrido	OH	DOM	51	7	17	75	58.67
6	9	Bonacic Dusan	OH	CHI	61	5	33	99	56.57
7	8	Honorato Henrique Dantas Nóbrega	OH	BRA	29	2	17	48	56.25
8	5	Parraguirre Vicente	OH	CHI	49	3	30	82	56.10
9	5	Scarpa Tobias	L	ARG	31	3	17	51	54.90
10	7	Garcia Alvarez Yonder Roman	L	CUB	54	9	22	85	52.94
<b>Total tournament</b>					1,050	127	752	1,929	47.85





## Best Liberos

Rk	No	Name	Pos.	Team	Excellents	Faults	In Play	Total Attempts	Avg. by set
1	5	Mieses Feliz Enger Miguel	L	DOM	100	19	15	134	8.33
2	3	Bravo Moreno Hiram Said	L	MEX	79	11	35	125	7.18
3	4	Cabrera Rivera Arnel	L	PUR	102	16	32	150	6.38
4	7	Garcia Alvarez Yonder Roman	L	CUB	110	24	23	157	6.11
5	5	Scarpa Tobias	L	ARG	58	14	23	95	5.80
6	15	Nascimento Maique Reis	L	BRA	63	11	15	89	5.73
7	1	Ramos Lemos Roosvuel Riol	L	COL	74	25	31	130	5.69
8	17	Bravo Jaime	L	CHI	83	21	50	154	5.53
<b>Total tournament</b>					669	141	224	1,034	6.31



## Best Scorers

Rk	Team	Attack	Block	Serve	Total
1	CUB Cuba	217	48	26	291
2	CHI Chile	203	25	13	241
3	PUR Puerto Rico	197	24	12	233
4	COL Colombia	154	33	16	203
5	BRA Brazil	132	25	25	182
	DOM Dominican Republic	141	28	13	182
7	ARG Argentina	142	20	12	174
8	MEX Mexico	108	17	10	135
<b>Total tournament</b>		<b>1,294</b>	<b>220</b>	<b>127</b>	<b>1,641</b>



## Best Attackers

Limit: 15.00%

Rk	Team	Attacks	Faults	Shots	Total Attempts	Succ. %
1	ARG Argentina	142	27	91	260	54.62
2	BRA Brazil	132	37	73	242	54.55
3	CUB Cuba	217	79	135	431	50.35
4	PUR Puerto Rico	197	73	139	409	48.17
5	CHI Chile	203	77	148	428	47.43
6	COL Colombia	154	54	126	334	46.11
7	DOM Dominican Republic	141	53	137	331	42.60
8	MEX Mexico	108	58	108	274	39.42
<b>Total tournament</b>		<b>1,294</b>	<b>458</b>	<b>957</b>	<b>2,709</b>	<b>47.77</b>



## Best Blockers

Rk	Team	Kill Blocks	Faults	Rebounds	Total Attempts	Avg. by set
1	CUB Cuba	48	80	74	202	2.67
2	COL Colombia	33	78	48	159	2.54
3	DOM Dominican Republic	28	61	32	121	2.33
4	BRA Brazil	25	50	44	119	2.27
5	ARG Argentina	20	58	37	115	2.00
6	CHI Chile	25	78	62	165	1.67
7	MEX Mexico	17	52	36	105	1.55
8	PUR Puerto Rico	24	90	60	174	1.50
<b>Total tournament</b>		<b>220</b>	<b>547</b>	<b>393</b>	<b>1,160</b>	<b>2.08</b>



## Best Servers

Rk	Team	Aces	Faults	Serve Hits	Total Attempts	Avg. by set
1	BRA Brazil	25	44	187	256	2.27
2	CUB Cuba	26	94	270	390	1.44
3	COL Colombia	16	53	219	288	1.23
4	ARG Argentina	12	47	187	246	1.20
5	DOM Dominican Republic	13	42	213	268	1.08
6	MEX Mexico	10	40	173	223	0.91
7	CHI Chile	13	60	268	341	0.87
8	PUR Puerto Rico	12	47	286	345	0.75
<b>Total tournament</b>		127	427	1,803	2,357	1.20



## Best Diggers

Rk	Team	Digs	Faults	Receptions	Total Attempts	Avg. by set
1	CHI Chile	164	63	24	251	10.93
2	DOM Dominican Republic	126	60	15	201	10.50
3	ARG Argentina	102	39	16	157	10.20
4	COL Colombia	125	46	15	186	9.62
5	PUR Puerto Rico	150	62	18	230	9.38
6	MEX Mexico	103	38	26	167	9.36
7	BRA Brazil	101	32	17	150	9.18
8	CUB Cuba	158	45	17	220	8.78
<b>Total tournament</b>		1,029	385	148	1,562	9.71



## Best Setters

Rk	Team	Running Sets	Faults	Still Sets	Total Attempts	Avg. by set
1	ARG Argentina	41	1	214	256	4.10
2	CUB Cuba	68	4	365	437	3.78
3	BRA Brazil	31	5	209	245	2.82
4	COL Colombia	24	3	302	329	1.85
5	PUR Puerto Rico	23	8	372	403	1.44
6	MEX Mexico	12	2	265	279	1.09
7	CHI Chile	16	2	403	421	1.07
8	DOM Dominican Republic	6	5	324	335	0.50
<b>Total tournament</b>		221	30	2,454	2,705	2.08



## Best Receivers

Limit: 20.00%

Rk	Team	Excellents	Faults	Serve Receptions	Total Attempts	Eff. %
1	ARG Argentina	115	9	50	174	60.92
2	DOM Dominican Republic	155	15	67	237	59.07
3	BRA Brazil	93	9	58	160	52.50
4	CHI Chile	152	13	128	293	47.44
5	CUB Cuba	171	20	128	319	47.34
6	PUR Puerto Rico	145	21	128	294	42.18
7	MEX Mexico	99	15	89	203	41.38
8	COL Colombia	120	25	104	249	38.15
<b>Total tournament</b>		1,050	127	752	1,929	47.85



## Best Liberos

Rk	Team	Excellents	Faults	In Play	Total Attempts	Avg. by set
1	DOM Dominican Republic	100	19	15	134	8.33
2	MEX Mexico	79	11	35	125	7.18
3	PUR Puerto Rico	102	16	32	150	6.38
4	CUB Cuba	110	24	23	157	6.11
5	ARG Argentina	58	14	23	95	5.80
6	BRA Brazil	63	11	15	89	5.73
7	COL Colombia	74	25	31	130	5.69
8	CHI Chile	83	21	50	154	5.53
<b>Total tournament</b>		669	141	224	1,034	6.31