



U21 COUPE GATINEAU CANADA JUNE 23-28 JUIN 2015 PAN AMERICAINE PAN AM CUP



Centre sportif de Gatineau, Gatineau, Quebec, Canada



Daily Bulletin Bulletin Quotidien

Number

6

Saturday, June 27th. 2015 • samedi, 27 juin 2015





GROUP-A

| No. | Date | Time | Teams | Set | Result per set (points) | | | | | | | |
|-----|--------|-------|------------------|-----|-------------------------|-------|-------|-------|-------|--------|---------|-------|
| | | | | | 1 | 2 | 3 | 4 | 5 | POINTS | TIME | |
| 3 | 23-jun | 20:00 | MEXICO vs CANADA | 0-3 | 23-25 | 23-25 | 14-25 | | | | 36-75 | 01:02 |
| 5 | 24-jun | 18:00 | CHILE vs MEXICO | 3-0 | 25-22 | 25-18 | 25-19 | | | | 75-59 | 01:11 |
| 9 | 25-jun | 20:00 | CANADA vs CHILE | 3-2 | 25-21 | 25-22 | 21-25 | 20-25 | 15-11 | | 106-104 | 01:43 |

GROUP-B

| No. | Date | Time | Teams | Set | Result per set (points) | | | | | | | |
|-----|--------|-------|------------------------------|-----|-------------------------|-------|-------|-------|-------|--------|---------|------|
| | | | | | 1 | 2 | 3 | 4 | 5 | POINTS | TIME | |
| 1 | 23-jun | 16:00 | EL SALVADOR vs BRAZIL | 0-3 | 11-25 | 11-25 | 14-25 | | | | 46-75 | 1:06 |
| 2 | 23-jun | 18:00 | BARBADOS vs UNITED STATES | 0-3 | 17-25 | 11-25 | 18-25 | | | | 60-75 | 1:07 |
| 4 | 24-jun | 16:00 | EL SALVADOR vs BARBADOS | 2-3 | 25-19 | 26-24 | 17-25 | 21-25 | 11-15 | | 100-108 | 1:42 |
| 6 | 24-jun | 20:00 | BRAZIL vs UNITED STATES | 3-1 | 25-23 | 25-18 | 13-25 | 25-20 | | | 88-86 | 1:46 |
| 7 | 25-jun | 16:00 | BRAZIL vs BARBADOS | 3-0 | 25-13 | 25-12 | 25-8 | | | | | 1:00 |
| 8 | 25-jun | 18:00 | UNITED STATES vs EL SALVADOR | 3-0 | 25-15 | 25-14 | 25-22 | | | | | 1:03 |

QUARTERFINALS

| No. | Date | Time | Teams | Set | Result per set (points) | | | | | | | |
|-----|--------|-------|---|-----|-------------------------|-------|-------|---|---|--------|-------|------|
| | | | | | 1 | 2 | 3 | 4 | 5 | POINTS | TIME | |
| 10 | 26-jun | 18:00 | 2nd A (CHILE) vs 3rd B (BARBADOS) | 3-0 | 25-17 | 25-10 | 25-20 | | | | 75-47 | 1:04 |
| 11 | 26-jun | 20:00 | 2nd B (UNITED STATES) vs 3rd A (MEXICO) | 3-0 | 25-19 | 25-18 | 25-12 | | | | 75-49 | 1:08 |

FINAL CLASSIFICATION 5

| No. | Date | Time | Teams | Set | Result per set (points) | | | | | | | |
|-----|--------|-------|--|-----|-------------------------|-------|-------|---|---|--------|-------|------|
| | | | | | 1 | 2 | 3 | 4 | 5 | POINTS | TIME | |
| 12 | 27-jun | 16:00 | Loser of M10 (BARBADOS) vs Loser of M11 (MEXICO) | 0-3 | 22-25 | 21-25 | 19-25 | | | | 62-75 | 1:04 |

SEMIFINALS

| No. | Date | Time | Teams | Set | Result per set (points) | | | | | | | |
|-----|--------|-------|---|-----|-------------------------|-------|-------|-------|---|--------|-------|------|
| | | | | | 1 | 2 | 3 | 4 | 5 | POINTS | TIME | |
| 13 | 27-jun | 18:00 | 1st B (BRAZIL) vs Winner of M10 (CHILE) | 3-1 | 25-17 | 25-15 | 22-25 | 25-19 | | | 97-76 | 1:36 |
| 14 | 27-jun | 20:00 | 1st A (CANADA) vs Winner of M11 (UNITED STATES) | 1-3 | 19-25 | 22-25 | 25-20 | 22-25 | | | 88-95 | 1:49 |

FINAL CLASSIFICATION 6/7

| No. | Date | Time | Teams | Set | Result per set (points) | | | | | | | |
|-----|--------|-------|--|-----|-------------------------|---|---|---|---|--------|------|--|
| | | | | | 1 | 2 | 3 | 4 | 5 | POINTS | TIME | |
| 15 | 28-jun | 16:00 | 4th B (EL SALVADOR) vs Loser of M12 (BARBADOS) | 0-0 | | | | | | | | |

FINALS

| No. | Date | Time | Teams | Set | Result per set (points) | | | | | | | |
|-----|--------|-------|---|-----|-------------------------|---|---|---|---|--------|------|--|
| | | | | | 1 | 2 | 3 | 4 | 5 | POINTS | TIME | |
| 16 | 28-jun | 18:00 | Loser of M13 (CHILE) vs Loser of M14 (CANADA) | 0-0 | | | | | | | | |
| 17 | 28-jun | 20:00 | Winner of M13 (BRAZIL) vs Winner of M14 (UNITED STATES) | 0-0 | | | | | | | | |

*NOTE1: For the Classification, Quarterfinal and Semifinal Rounds, according to the FIVB General Competition Regulations, it must be avoided that teams from the same group play each other.

*NOTE2: According to the established competition format and the FIVB General Regulations, for the Classification, Quarterfinal and Semifinal Rounds, if three teams from the same group qualify, the match between highest ranked team and lowest ranked team of their Preliminary Round will be repeated.

*NOTE3: Loser of M10 = Loser of Match #10, etc.



PANAMERICAN CUP

June 23-28, 2015
Gatineau, Canada



| Dia / Day | Hora / Time | Centre Sportif Gatineau (Competition Court) | Training Court #1 (Centre Sportif) | Training Court #3 (Centre Sportif) | Cégep Outaouais Court #1 | Cégep Outaouais Court #2 | |
|---------------------------|-------------|---|------------------------------------|------------------------------------|--------------------------|--------------------------|-------|
| 21-jun-15 | 8:00 | | | | | | |
| | 9:30 | | | | | | |
| | 11:00 | | | | | | |
| | 12:30 | | | | | | |
| | 14:00 | | | | | | |
| | 15:30 | | | | | | |
| | 17:00 | CAN | | | CHI | | |
| | 18:30 | BRA | | | MEX | BAR | |
| 20:00 | USA | | | | | | |
| 22-jun-15 | 8:30 | CHI | | | | Preliminary Inquiry | |
| | 10:00 | MEX | | | | | |
| | 11:30 | ESA | | | CAN | Time | |
| | 13:00 | BAR | | | BRA | 9:00 | |
| | 14:30 | | | | USA | 9:30 | |
| | 16:00 | | | | | 10:00 | |
| | 17:30 | PRACTICAL CLINIC | | | | | 10:30 |
| | 18:30 | | | | | | 11:00 |
| | 19:30 | | | | | | 12:30 |
| | 20:00 | | | | | | 13:00 |
| General Technical Meeting | | | | | | | |
| 23-jun-15 | 8:00 | | ESA (16:00) | BRA (16:00) | | | |
| | 9:30 | | BAR (18:00) | USA (18:00) | | | |
| | 11:00 | | CAN (20:00) | MEX (20:00) | | | |
| | 16:00 | ESA vs BRA | | | | | |
| | 18:00 | BAR vs USA | | | | CHI | |
| | 20:00 | CAN vs MEX | | | | | |
| 24-jun-15 | 8:00 | | BAR (16:00) | ESA (16:00) | | | |
| | 9:30 | | MEX (18:00) | CHI (18:00) | | | |
| | 11:00 | | BRA (20:00) | USA (20:00) | | | |
| | 16:00 | BAR vs ESA | | | | | |
| | 20:00 | CHI vs MEX BRA vs USA | | | | CAN | |
| 25-jun-15 | 8:00 | | BRA (16:00) | BAR (16:00) | | | |
| | 9:30 | | USA (18:00) | ESA (18:00) | | | |
| | 11:00 | | CAN (20:00) | CHI (20:00) | | | |
| | 16:00 | BRA vs BAR | | | | | |
| | 18:00 | USA vs ESA | | | | | |
| | 20:00 | CAN vs CHI | | | | MEX | |
| 26-jun-15 | 8:00 | | 2nd A (CHI)(18:00) | 3rd B(BAR) (18:00) | | | |
| | 9:30 | | 2nd B (USA) (20:00) | 3rd A (MEX)(20:00) | | | |
| | 11:00 | | 1st A (CAN) | 1st B (BRA) | | | |
| | 12:30 | | 4th B (ESA) | | | | |
| | 18:00 | 2nd A (CHI) vs (BAR)3rd B | | | | | |
| | 20:00 | 2nd B (USA) vs (MEX)3rd A | | | | | |
| 27-jun-15 | 8:00 | | Loser of M10 (BAR) (16:00) | Loser of M11 (MEX) (16:00) | | | |
| | 9:30 | | 1st B (BRA)(18:00) | Winner of M10(CHI) (18:00) | | | |
| | 11:00 | | 1st A (CAN)(20:00) | Winner of M11(USA) (20:00) | | | |
| | 12:30 | | 4th B (ESA) | | | | |
| | 16:00 | Loser of M10(BAR) vs Loser of M11 (MEX) | | | | | |
| | 18:00 | 1stB(BRA)vs Winner of M11*(or M10) | | | | | |
| | 20:00 | 1stA (CAN) vs Winner of M10*(or M11) | | | | | |
| 28-jun-15 | 8:00 | | 4th B (ESA) (16:00) | Loser of M12 (BAR) (16:00) | | | |
| | 9:30 | | Loser of M13 (CHI)(18:00) | Loser of M14 (CAN)(18:00) | | | |
| | 11:00 | | Winner of M13 (BRA)(20:00) | Winner of M14 (USA)(20:00) | | | |
| | 16:00 | 4th B (ESA) vs Loser of M12(BAR) Loser | | | | | |
| | 20:00 | M13 (CHI)vs Loser M14 (CAN) Winner M13 (BRA) vs Winner M14 (USA) | | | | | |



P-4 VOLLEYBALL • Collated results & ranking



2015 U21 Mens Panamerican Cup
Results of Saturday, 27' 27e 'June' 27e '2015

MATCH RESULTS

GROUP A

| No | Date | Teams | Set | Result per set (points) | | | | | Total Points | Time | Spectators |
|----|------------|-----------|-----|-------------------------|-------|-------|-------|-------|--------------|------|------------|
| | | | | 1 | 2 | 3 | 4 | 5 | | | |
| 3 | 06-23-2015 | MEX - CAN | 0-3 | 23-25 | 23-25 | 14-25 | | | 60- 75 | 1:13 | 350 |
| 5 | 06-24-2015 | CHI - MEX | 3-0 | 25-22 | 25-18 | 25-19 | | | 75- 59 | 1:17 | 250 |
| 9 | 06-25-2015 | CAN - CHI | 3-2 | 25-21 | 25-22 | 21-25 | 20-25 | 15-11 | 106-104 | 2:15 | 350 |

GROUP B

| No | Date | Teams | Set | Result per set (points) | | | | | Total Points | Time | Spectators |
|----|------------|-----------|-----|-------------------------|-------|-------|-------|-------|--------------|------|------------|
| | | | | 1 | 2 | 3 | 4 | 5 | | | |
| 1 | 06-23-2015 | ESA - BRA | 0-3 | 11-25 | 11-25 | 14-25 | | | 36- 75 | 1:09 | 100 |
| 2 | 06-23-2015 | BAR - USA | 0-3 | 17-25 | 11-25 | 18-25 | | | 46- 75 | 1:12 | 200 |
| 4 | 06-24-2015 | ESA - BAR | 2-3 | 25-19 | 26-24 | 17-25 | 21-25 | 11-15 | 100-108 | 1:54 | 100 |
| 6 | 06-24-2015 | BRA - USA | 3-1 | 25-23 | 25-18 | 13-25 | 25-20 | | 88- 86 | 1:55 | 175 |
| 7 | 06-25-2015 | BRA - BAR | 3-0 | 25-13 | 25-12 | 25- 8 | | | 75- 33 | 1:06 | 100 |
| 8 | 06-25-2015 | USA - ESA | 3-0 | 25-15 | 25-14 | 25-22 | | | 75- 51 | 1:09 | 250 |

QUARTERFINALS

| No | Date | Teams | Set | Result per set (points) | | | | | Total Points | Time | Spectators |
|----|------------|-----------|-----|-------------------------|-------|-------|---|---|--------------|------|------------|
| | | | | 1 | 2 | 3 | 4 | 5 | | | |
| 10 | 06-26-2015 | CHI - BAR | 3-0 | 25-17 | 25-10 | 25-20 | | | 75- 47 | 1:10 | 100 |
| 11 | 06-26-2015 | USA - MEX | 3-0 | 25-19 | 25-18 | 25-12 | | | 75- 49 | 1:14 | 125 |

SEMIFINALS

| No | Date | Teams | Set | Result per set (points) | | | | | Total Points | Time | Spectators |
|----|------------|-----------|-----|-------------------------|-------|-------|-------|---|--------------|------|------------|
| | | | | 1 | 2 | 3 | 4 | 5 | | | |
| 13 | 06-27-2015 | BRA - CHI | 3-1 | 25-17 | 25-15 | 22-25 | 25-19 | | 97- 76 | 1:45 | 250 |
| 14 | 06-27-2015 | CAN - USA | 1-3 | 19-25 | 22-25 | 25-20 | 22-25 | | 88- 95 | 1:58 | 400 |

FINALS

| No | Date | Teams | Set | Result per set (points) | | | | | Total Points | Time | Spectators |
|----|------------|-----------|-----|-------------------------|-------|-------|---|---|--------------|------|------------|
| | | | | 1 | 2 | 3 | 4 | 5 | | | |
| 12 | 06-27-2015 | BAR - MEX | 0-3 | 22-25 | 21-25 | 19-25 | | | 62- 75 | 1:10 | 100 |
| 15 | 06-28-2015 | ESA - BAR | | | | | | | | | |
| 16 | 06-28-2015 | CHI - CAN | | | | | | | | | |

TEAM RANKING

GROUP A

| Rk | Code | Team | Matches | | | | Results Details | | | | | | Points | | | Sets | | |
|----|------|--------|---------|---|---|---|-----------------|-----|-----|-----|-----|-----|--------|-------|-------|------|-------|-------|
| | | | Pts | T | W | L | 3-0 | 3-1 | 3-2 | 2-3 | 1-3 | 0-3 | W | L | Ratio | W | L | Ratio |
| 1 | CAN | CANADA | 8 | 2 | 2 | 0 | 1 | 0 | 1 | 0 | 0 | 0 | 181 | 164 | 1.104 | 6 | 2 | 3.000 |
| 2 | CHI | CHILE | 7 | 2 | 1 | 1 | 1 | 0 | 0 | 1 | 0 | 179 | 165 | 1.085 | 5 | 3 | 1.667 | |
| 3 | MEX | MEXICO | 0 | 2 | 0 | 2 | 0 | 0 | 0 | 0 | 2 | 119 | 150 | 0.793 | 0 | 6 | | |

GROUP B

| Rk | Code | Team | Matches | | | | Results Details | | | | | | Points | | | Sets | | |
|----|------|---------------|---------|---|---|---|-----------------|-----|-----|-----|-----|-----|--------|-------|-------|------|-------|-------|
| | | | Pts | T | W | L | 3-0 | 3-1 | 3-2 | 2-3 | 1-3 | 0-3 | W | L | Ratio | W | L | Ratio |
| 1 | BRA | BRAZIL | 14 | 3 | 3 | 0 | 2 | 1 | 0 | 0 | 0 | 0 | 238 | 155 | 1.535 | 9 | 1 | 9.000 |
| 2 | USA | UNITED STATES | 11 | 3 | 2 | 1 | 2 | 0 | 0 | 0 | 1 | 0 | 236 | 185 | 1.276 | 7 | 3 | 2.333 |
| 3 | BAR | BARBADOS | 3 | 3 | 1 | 2 | 0 | 0 | 1 | 0 | 2 | 187 | 250 | 0.748 | 3 | 8 | 0.375 | |
| 4 | ESA | EL SALVADOR | 2 | 3 | 0 | 3 | 0 | 0 | 0 | 1 | 2 | 187 | 258 | 0.725 | 2 | 9 | 0.222 | |





P-4 VOLLEYBALL • Collated results & ranking



2015 U21 Mens Panamerican Cup
Results of Saturday, 27' 27e 'June' 27e '2015

1. Winner of match 17: BRA-USA
2. Loser of match 17: BRA-USA
3. Winner of match 16: CHI-CAN
4. Loser of match 16: CHI-CAN
5. MEXICO
6. Winner of match 15: ESA-BAR
7. Loser of match 15: ESA-BAR

Scoring skills

BEST PLAYERS

Non scoring skills

| Skill | Rk | Name | Team | Succ. % | Skill | Rk | Name | Team | Avg. by |
|-------------------------------|----|----------------------|------|---------|------------------|----|--------------------|------|------------------------------|
| Spike Limit: 15.00% | 1 | Koppers Brandon | CAN | 51.22 | Dig | 1 | Carvalho Filho | BRA | set 4 1.12 0.80 |
| | 2 | Madaloz Lucas (OP) | BRA | 48.48 | | 2 | Boehle Hayden | USA | |
| | 3 | Boreli Gianluca (OP) | CHI | 47.06 | | 3 | Castillo Sebastian | CHI | |
| Block | 1 | Araya Gabriel (MB) | CHI | 0.93 | Set | 1 | Silva Pedro (S) | BRA | 11.50 10.58 9.27 |
| | 2 | Wood Ammuniki (MB) | BAR | 0.88 | | 2 | Muñoz Alexis (S) | MEX | |
| | 3 | Jendryk II Jeffrey | USA | 0.76 | | 3 | Rodríguez Carlos | ESA | |
| Serve | 1 | Leao Rodrigo (OH) | BRA | 0.79 | Reception | 1 | Richards Andrew | CAN | 51.61 50.00 50.00 |
| | 2 | Olvera Francisco | MEX | 0.67 | | 2 | Boehle Hayden | USA | |
| | 3 | Bonacic Dusan (OH) | CHI | 0.53 | | 3 | Carvalho Filho | BRA | |





P-2 VOLLEYBALL • Match result



2015 U21 Mens Panamerican Cup FINALS (Place 5)

Match: 12 **Date:** 06-27-2015 **Spectators:** 100
City: Gatineau, QC
Hall: Center Sportif de Gatineau
Match duration: **Start:** 16:00 **End:** 17:10 **Total:** 1:10

| Teams | Sets | 1 | 2 | 3 | 4 | 5 | Total |
|---------------------|----------|------|------|------|---|---|-------|
| BAR | 0 | 22 | 21 | 19 | | | 62 |
| MEX | 3 | 25 | 25 | 25 | | | 75 |
| Set duration | | 0:20 | 0:23 | 0:21 | | | 1:04 |

Referees: RIVAS, Hector (ESA) & THOURBURG, William (USA)

| BAR • BARBADOS | | 1 | 2 | 3 | 4 | 5 | Pts |
|-----------------------|------------------------|---|---|---|---|---|-----|
| 1 | Jordan Ashan (OH) | | | | | | |
| 2 | Wood Ammuniki (MB) | ■ | ■ | ■ | | | 10 |
| 4 | L Packer Stephen | L | L | L | | | |
| 6 | Seale Darien (OH) | | | | | | |
| 8 | Stapleton Andriy (OP) | ■ | ■ | ■ | | | 6 |
| 12 | Bishop Shamar (MB) | | | | | | |
| 13 | Mayers Ahkeem (S) | ■ | ■ | ■ | | | 4 |
| 15 | Holder Chioke (MB) | ■ | ■ | ■ | | | 4 |
| 16 | Doughty Paul (S) | ■ | ■ | ■ | | | 4 |
| 17 | Goodridge Jabarry (OH) | ■ | ■ | ■ | | | 11 |

Coach: Stuart, John (BAR)
Assistant:

| MEX • MEXICO | | 1 | 2 | 3 | 4 | 5 | Pts |
|---------------------|-----------------------|---|---|---|---|---|-----|
| 4 | Muñoz Alexis (S) | ■ | ■ | ■ | | | |
| 5 | L Estrella Jaime | L | L | L | | | |
| 7 | Frias Yostin (OP) | □ | ■ | ■ | | | 4 |
| 8 | Rubio Jose Luis (OH) | ■ | | □ | | | 5 |
| 9 | Noriega Enrique (MB) | ■ | ■ | □ | | | 4 |
| 10 | Ugalde Enrique (OH) | | | | | | |
| 12 | Chavez Miguel (MB) | □ | □ | ■ | | | 1 |
| 13 | Martinez Alan (OH) | ■ | ■ | ■ | | | 9 |
| 16 | Olvera Francisco (OH) | ■ | ■ | ■ | | | 12 |
| 17 | Bojorquez Luis (MB) | ■ | ■ | ■ | | | 9 |
| 18 | Martinez Joshua (MB) | | | | □ | | 1 |

Coach: VICTOR PORRAS ALVARA (MEX)
Assistant: LUIS ANGEL ALVAREZ V (MEX)

TEAMS AND PLAYERS PERFORMANCES

| Won Pts | Total Atts | No Name | Scoring Skills | Won Pts | Total Atts | No Name |
|-----------|------------|---------------------------|-------------------------|-----------|------------|--------------------------|
| 22 | 78 | Total Team | | 29 | 78 | Total Team |
| 10 | 31 | 17 Goodridge Jabarry (OH) | Spike | 7 | 10 | 17 Bojorquez Luis (MB) |
| 3 | 9 | 2 Wood Ammuniki (MB) | | 7 | 17 | 13 Martinez Alan (OH) |
| 12 | 38 | Total Team | Block | 7 | 25 | Total Team |
| 6 | 11 | 2 Wood Ammuniki (MB) | | 2 | 4 | 16 Olvera Francisco (OH) |
| 2 | 4 | 8 Stapleton Andriy (OP) | | 2 | 7 | 17 Bojorquez Luis (MB) |
| 5 | 64 | Total Team | Serve | 9 | 72 | Total Team |
| 2 | 12 | 13 Mayers Ahkeem (S) | | 5 | 15 | 16 Olvera Francisco (OH) |
| 2 | 13 | 8 Stapleton Andriy (OP) | | 3 | 17 | 9 Noriega Enrique (MB) |
| 23 | | Total Team | Opp. error | 30 | | Total Team |
| 62 | 180 | Total Team | Total | 75 | 175 | Total Team |
| 11 | 43 | 17 Goodridge Jabarry (OH) | Best Scorer | 12 | 38 | 16 Olvera Francisco (OH) |
| Excellent | Total Atts | No Name | Non scoring Skills | Excellent | Total Atts | No Name |
| 4 | 57 | Total Team | | 6 | 63 | Total Team |
| 2 | 16 | 4 Packer Stephen | Dig | 4 | 17 | 5 Estrella Jaime |
| 1 | 1 | 2 Wood Ammuniki (MB) | | 1 | 8 | 7 Frias Yostin (OP) |
| 13 | 67 | Total Team | Set | 15 | 77 | Total Team |
| 13 | 57 | 16 Doughty Paul (S) | | 15 | 57 | 4 Muñoz Alexis (S) |
| 11 | 60 | Total Team | Reception | 13 | 52 | Total Team |
| 4 | 26 | 8 Stapleton Andriy (OP) | Success - Faults | 5 | 14 | 13 Martinez Alan (OH) |
| | | | # Attempts | 6 | 21 | 16 Olvera Francisco (OH) |

■ Starting line-up Pts = Points scored [nn] = Captain
□ Substitute Atts = Attempts L = Libero
Opp = Opponent





P-2 VOLLEYBALL • Match result



2015 U21 Mens Panamerican Cup SEMIFINALS

Match: 13 **Date:** 06-27-2015 **Spectators:** 250
City: Gatineau, QC
Hall: Centre Sportif of Gatineau
Match duration: Start: 18:00 End: 19:45 Total: 1:45

| Teams | Sets | 1 | 2 | 3 | 4 | 5 | Total |
|---------------------|----------|------|------|------|------|---|-------|
| BRA | 3 | 25 | 25 | 22 | 25 | | 97 |
| CHI | 1 | 17 | 15 | 25 | 19 | | 76 |
| Set duration | | 0:25 | 0:23 | 0:24 | 0:24 | | 1:36 |

Referees: THERIAULT, William (CAN) & ADDISON, Dale (BAR)

| BRA • BRAZIL | | 1 | 2 | 3 | 4 | 5 | Pts |
|--------------|---------------------------|---|---|---|---|---|-----|
| 4 | L Carvalho Filho Rogério | L | L | L | L | | |
| 5 | Costa Matheus (OH) | □ | ■ | ■ | □ | | 6 |
| 7 | Silva Pedro (S) | ■ | ■ | ■ | ■ | | 2 |
| 9 | Oliveira Guilherme (OH) | | | | | | |
| 10 | Santos Nicolas (MB) | ■ | ■ | ■ | ■ | | 8 |
| 11 | Leao Rodrigo (OH) | ■ | ■ | ■ | ■ | | 14 |
| 13 | Marengoni Johan (MB) | | | □ | ■ | | 1 |
| 14 | Kreling Fernando (S) | | | | | | |
| 15 | Oliveira Caio (OP) | | | | | | |
| 16 | Kavalkievicz Gabriel (OH) | ■ | | □ | ■ | | 4 |
| 18 | Madaloz Lucas (OP) | ■ | ■ | ■ | ■ | | 24 |
| 20 | Silva Romulo (MB) | ■ | ■ | ■ | | | 5 |

Coach: Leonardo Afonso Seix (BRA)
Assistant: Leandro Nogueira Dut (BRA)

| CHI • CHILE | | 1 | 2 | 3 | 4 | 5 | Pts |
|-------------|------------------------|---|---|---|---|---|-----|
| 1 | Guerra Simón (MB) | ■ | ■ | ■ | ■ | | 9 |
| 3 | Araya Gabriel (MB) | ■ | ■ | ■ | ■ | | 4 |
| 4 | Gago Tomas (MB) | | | | | | |
| 8 | Albornoz Rafael (OH) | | | | | | |
| 9 | Bonacic Dusan (OH) | ■ | ■ | ■ | ■ | | 20 |
| 11 | Ruiz Matias (OH) | ■ | ■ | ■ | □ | | 4 |
| 12 | Jeria Rodrigo (OH) | | | □ | ■ | | 2 |
| 14 | Villarreal Esteban (S) | □ | □ | | | | |
| 15 | L Castillo Sebastian | L | L | L | L | | |
| 16 | Diaz Sebastian (OP) | □ | □ | □ | ■ | | 5 |
| 18 | Boreli Gianluca (OP) | ■ | ■ | ■ | | | 5 |
| 19 | Banda Matias (S) | ■ | ■ | ■ | ■ | | 4 |

Coach: Nejamkin Daniel Rube (CHI)
Assistant: Villarreal Barahona (CHI)

TEAMS AND PLAYERS PERFORMANCES

| Won Pts | Total Atts | No Name | Scoring Skills | Won Pts | Total Atts | No Name |
|-----------|------------|------------------------------|--------------------|-----------|------------|-----------------------|
| 42 | 92 | Total Team | | 40 | 105 | Total Team |
| 20 | 37 | 18 Madaloz Lucas (OP) | Spike | 16 | 45 | 9 Bonacic Dusan (OH) |
| 8 | 23 | 11 Leao Rodrigo (OH) | | 7 | 11 | 1 Guerra Simón (MB) |
| 13 | 53 | Total Team | Block | 10 | 45 | Total Team |
| 3 | 7 | 10 Santos Nicolas (MB) | | 3 | 14 | 3 Araya Gabriel (MB) |
| 2 | 4 | 16 Kavalkievicz Gabriel (OH) | | 3 | 8 | 9 Bonacic Dusan (OH) |
| 9 | 96 | Total Team | Serve | 3 | 75 | Total Team |
| 5 | 24 | 11 Leao Rodrigo (OH) | | 1 | 14 | 1 Guerra Simón (MB) |
| 2 | 19 | 18 Madaloz Lucas (OP) | | 1 | 14 | 9 Bonacic Dusan (OH) |
| 33 | | Total Team | Opp. error | 23 | | Total Team |
| 97 | 241 | Total Team | Total | 76 | 225 | Total Team |
| | | | Best Scorer | 20 | 67 | 9 Bonacic Dusan (OH) |
| 24 | 67 | 18 Madaloz Lucas (OP) | | | | |
| Excellent | Total Atts | No Name | Non scoring Skills | Excellent | Total Atts | No Name |
| 12 | 72 | Total Team | | 6 | 70 | Total Team |
| 5 | 19 | 4 Carvalho Filho Rogério | Dig | 2 | 8 | 11 Ruiz Matias (OH) |
| 2 | 6 | 5 Costa Matheus (OH) | | 2 | 14 | 15 Castillo Sebastian |
| 35 | 88 | Total Team | Set | 25 | 107 | Total Team |
| 35 | 79 | 7 Silva Pedro (S) | | 24 | 80 | 19 Banda Matias (S) |
| 27 | 61 | Total Team | Reception | 30 | 81 | Total Team |
| 15 | 21 | 4 Carvalho Filho Rogério | Success - Faults | 15 | 33 | 15 Castillo Sebastian |
| 6 | 16 | 11 Leao Rodrigo (OH) | # Attempts | | | |

■ Starting line-up Pts = Points scored [nn] = Captain
□ Substitute Atts = Attempts L = Libero
Opp = Opponent





P-2 VOLLEYBALL • Match result



2015 U21 Mens Panamerican Cup SEMIFINALS

Match: 14 **Date:** 06-27-2015 **Spectators:** 400
City: Gatineau, QC
Hall: Centre Sportif of Gatineau
Match duration: Start: 20:24 End: 22:22 Total: 1:58

| Teams | Sets | 1 | 2 | 3 | 4 | 5 | Total |
|---------------------|----------|------|------|------|------|---|-------|
| CAN | 1 | 19 | 22 | 25 | 22 | | 88 |
| USA | 3 | 25 | 25 | 20 | 25 | | 95 |
| Set duration | | 0:25 | 0:27 | 0:29 | 0:28 | | 1:49 |

Referees: ARAUJO, Fernando (BRA) & NAVAS, Claudio (MEX)

| CAN • CANADA | | 1 | 2 | 3 | 4 | 5 | Pts |
|--------------|------------------------|---|---|---|---|---|-----|
| 1 | Chancy Gabriel (S) | ☐ | ■ | ■ | ■ | | 2 |
| 2 | Koppers Brandon (OH) | ■ | ■ | ■ | ■ | | 22 |
| 3 | Brar Irvan (OH) | | | | | | |
| 4 | Scheerhoorn Blake (OP) | ■ | ■ | ■ | ■ | | 6 |
| 5 | Coleman Lucas (OH) | ☐ | ■ | | ☐ | | 2 |
| 6 | Nickifor Ryan (OH) | ■ | ☐ | ■ | ■ | | 12 |
| 7 | Szwarc Arthur (MB) | ■ | ■ | ■ | ■ | | 6 |
| 8 | L Richards Andrew | L | L | L | L | | |
| 9 | L Riopel Olivier | | | | | | |
| 10 | Keturakis Byron (S) | ■ | ☐ | ☐ | ☐ | | 1 |
| 13 | Chambers Arran (MB) | ■ | ■ | ■ | | | 2 |
| 14 | West Keith (OH) | | | | | ☐ | |
| 15 | Regehr Joel (MB) | | | ☐ | ■ | | 3 |

Coach: John Barrett (CAN)
Assistant: Brock Davidiuk (CAN)

| USA • UNITED STATES | | 1 | 2 | 3 | 4 | 5 | Pts |
|---------------------|-----------------------------|---|---|---|---|---|-----|
| 1 | Benesh Andrew (MB) | ■ | ■ | ■ | ■ | | 6 |
| 2 | L Boehle Hayden | L | L | L | L | | |
| 3 | Kindem Soren Peter Dion (S) | ■ | ■ | ■ | ■ | | 4 |
| 4 | Fey Kupono (OH) | | | | | ☐ | |
| 5 | Franciskovic Jennings (S) | | | ☐ | ☐ | | |
| 6 | Gevis Jr. Richard (OP) | | | ☐ | | | |
| 7 | Hatch John (OH) | | | | | ☐ | 1 |
| 8 | Jendryk II Jeffrey (MB) | ■ | ■ | ■ | ■ | | 9 |
| 9 | Nugent Christopher (OH) | ■ | ■ | ■ | ■ | | 11 |
| 10 | Perinar George (OP) | ■ | ■ | ■ | ■ | | 8 |
| 11 | Sander Brenden (OH) | ■ | ■ | ■ | ■ | | 21 |
| 12 | Walsh Jr. Matthew (MB) | | | | | | |

Coach: Friend, Daniel (USA)
Assistant: Hosack, Jay (USA)

TEAMS AND PLAYERS PERFORMANCES

| Won Pts | Total Atts | No Name | Scoring Skills | Won Pts | Total Atts | No Name |
|-----------|------------|--------------------------|--------------------|-----------|------------|---------------------------|
| 46 | 97 | Total Team | | 47 | 111 | Total Team |
| 19 | 31 | 2 Koppers Brandon (OH) | Spike | 20 | 46 | 11 Sander Brenden (OH) |
| 11 | 21 | 6 Nickifor Ryan (OH) | | 7 | 20 | 9 Nugent Christopher (OH) |
| 8 | 38 | Total Team | Block | 9 | 42 | Total Team |
| 3 | 3 | 15 Regehr Joel (MB) | | 3 | 10 | 10 Perinar George (OP) |
| 3 | 8 | 2 Koppers Brandon (OH) | Serve | 3 | 15 | 8 Jendryk II Jeffrey (MB) |
| 2 | 88 | Total Team | | 4 | 92 | Total Team |
| 1 | 19 | 4 Scheerhoorn Blake (OP) | Opp. error | 2 | 17 | 9 Nugent Christopher (OH) |
| 1 | 17 | 7 Szwarc Arthur (MB) | | 1 | 14 | 8 Jendryk II Jeffrey (MB) |
| 32 | | Total Team | Total | 35 | | Total Team |
| 88 | 223 | Total Team | | 95 | 245 | Total Team |
| 22 | 49 | 2 Koppers Brandon (OH) | Best Scorer | 21 | 62 | 11 Sander Brenden (OH) |
| Excellent | Total Atts | No Name | Non scoring Skills | Excellent | Total Atts | No Name |
| 5 | 76 | Total Team | | 5 | 80 | Total Team |
| 2 | 25 | 8 Richards Andrew | Dig | 2 | 13 | 11 Sander Brenden (OH) |
| 1 | 2 | 10 Keturakis Byron (S) | | 1 | 9 | 3 Kindem Soren Peter Dion |
| 39 | 95 | Total Team | Set | 35 | 105 | Total Team |
| 31 | 63 | 1 Chancy Gabriel (S) | | 34 | 86 | 3 Kindem Soren Peter Dion |
| 36 | 79 | Total Team | Reception | 20 | 76 | Total Team |
| 15 | 22 | 8 Richards Andrew | Success - Faults | 11 | 23 | 2 Boehle Hayden |
| 15 | 31 | 2 Koppers Brandon (OH) | # Attempts | 5 | 29 | 9 Nugent Christopher (OH) |

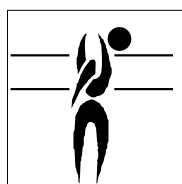

■ Starting line-up Pts = Points scored [nn] = Captain
☐ Substitute Atts = Attempts L = Libero
Opp = Opponent





P-5 VOLLEYBALL • Players ranking by skills

2015 U21 Mens Panamerican Cup



Best Scorers

| Rk | No | Name | Team | Spike | Block | Serve | Total |
|-------------------------|----|-----------------------------|------|-------|-------|-------|-------|
| 1 | 9 | Bonacic Dusan (OH) | CHI | 51 | 8 | 8 | 67 |
| 2 | 17 | Goodridge Jabarry (OH) | BAR | 55 | 10 | 0 | 65 |
| 3 | 11 | Sander Brenden (OH) | USA | 47 | 5 | 5 | 57 |
| 4 | 2 | Koppers Brandon (OH) | CAN | 42 | 5 | 2 | 49 |
| 5 | 8 | Jendryk II Jeffrey (MB) | USA | 26 | 13 | 5 | 44 |
| 6 | 18 | Madaloz Lucas (OP) | BRA | 32 | 3 | 4 | 39 |
| 7 | 2 | Wood Ammuniki (MB) | BAR | 22 | 15 | 1 | 38 |
| 8 | 1 | Benesh Andrew (MB) | USA | 32 | 5 | 0 | 37 |
| 9 | 4 | Scheerhoorn Blake (OP) | CAN | 31 | 2 | 3 | 36 |
| 9 | 11 | Leao Rodrigo (OH) | BRA | 23 | 2 | 11 | 36 |
| 11 | 18 | Boreli Gianluca (OP) | CHI | 32 | 3 | 0 | 35 |
| 12 | 6 | Nickifor Ryan (OH) | CAN | 24 | 6 | 4 | 34 |
| 12 | 1 | Guerra Simón (MB) | CHI | 21 | 9 | 4 | 34 |
| 12 | 9 | Nugent Christopher (OH) | USA | 27 | 3 | 4 | 34 |
| 15 | 4 | Rivas Mauricio (OH) | ESA | 27 | 5 | 0 | 32 |
| 15 | 10 | Perinar George (OP) | USA | 21 | 9 | 2 | 32 |
| 17 | 13 | Martinez Alan (OH) | MEX | 29 | 1 | 1 | 31 |
| 17 | 8 | Stapleton Andriy (OP) | BAR | 26 | 3 | 2 | 31 |
| 19 | 3 | Araya Gabriel (MB) | CHI | 15 | 14 | 0 | 29 |
| 20 | 15 | Oliveira Caio (OP) | BRA | 24 | 1 | 2 | 27 |
| 21 | 12 | Walsh Jr. Matthew (MB) | USA | 20 | 5 | 1 | 26 |
| 22 | 20 | Silva Romulo (MB) | BRA | 15 | 9 | 0 | 24 |
| 22 | 10 | Santos Nicolas (MB) | BRA | 14 | 6 | 4 | 24 |
| 22 | 11 | Ruiz Matias (OH) | CHI | 21 | 3 | 0 | 24 |
| 25 | 7 | Szwarc Arthur (MB) | CAN | 13 | 6 | 4 | 23 |
| 26 | 7 | Hatch John (OH) | USA | 18 | 3 | 1 | 22 |
| 26 | 15 | Holder Chioke (MB) | BAR | 15 | 7 | 0 | 22 |
| 28 | 16 | Olvera Francisco (OH) | MEX | 10 | 3 | 8 | 21 |
| 29 | 17 | Valdez Samuel (OP) | ESA | 17 | 3 | 0 | 20 |
| 29 | 16 | Kavalkievicz Gabriel (OH) | BRA | 16 | 3 | 1 | 20 |
| 31 | 7 | Frias Yostin (OP) | MEX | 16 | 1 | 0 | 17 |
| 32 | 13 | Mayers Ahkeem (S) | BAR | 7 | 6 | 3 | 16 |
| 33 | 6 | Sandoval Rodrigo (OH) | ESA | 10 | 3 | 2 | 15 |
| 33 | 10 | Ugalde Enrique (OH) | MEX | 14 | 0 | 1 | 15 |
| 33 | 17 | Bojorquez Luis (MB) | MEX | 12 | 2 | 1 | 15 |
| 33 | 13 | Marengoni Johan (MB) | BRA | 8 | 6 | 1 | 15 |
| 37 | 6 | Gevis Jr. Richard (OP) | USA | 13 | 1 | 0 | 14 |
| 38 | 8 | Rubio Jose Luis (OH) | MEX | 9 | 4 | 0 | 13 |
| 38 | 5 | Costa Matheus (OH) | BRA | 9 | 1 | 3 | 13 |
| 38 | 16 | Doughy Paul (S) | BAR | 4 | 6 | 3 | 13 |
| 41 | 13 | Rodríguez Carlos (OP) | ESA | 8 | 4 | 0 | 12 |
| 41 | 16 | Diaz Sebastian (OP) | CHI | 8 | 1 | 3 | 12 |
| 43 | 19 | Banda Matias (S) | CHI | 8 | 3 | 0 | 11 |
| 43 | 3 | Kindem Soren Peter Dion (S) | USA | 7 | 4 | 0 | 11 |
| 45 | 13 | Chambers Arran (MB) | CAN | 9 | 1 | 0 | 10 |
| 45 | 18 | Martinez Joshua (MB) | MEX | 9 | 1 | 0 | 10 |
| 47 | 7 | Silva Pedro (S) | BRA | 1 | 7 | 1 | 9 |
| 48 | 5 | Coleman Lucas (OH) | CAN | 7 | 1 | 0 | 8 |
| 48 | 9 | Noriega Enrique (MB) | MEX | 3 | 2 | 3 | 8 |
| 50 | 5 | Menjívar Erick (OH) | ESA | 4 | 2 | 0 | 6 |
| Total tournament | | | | 951 | 239 | 99 | 1,289 |





P-5 VOLLEYBALL • Players ranking by skills

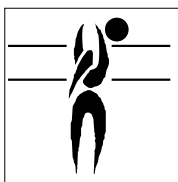
2015 U21 Mens Panamerican Cup



Best Spikers

Limit: 15.00%

| Rk | No | Name | Team | Spikes | Faults | Shots | Total Attempts | Succ. % |
|-------------------------|----|------------------------|------|--------|--------|-------|----------------|---------|
| 1 | 2 | Koppers Brandon (OH) | CAN | 42 | 14 | 26 | 82 | 51.22 |
| 2 | 18 | Madaloz Lucas (OP) | BRA | 32 | 8 | 26 | 66 | 48.48 |
| 3 | 18 | Boreli Gianluca (OP) | CHI | 32 | 6 | 30 | 68 | 47.06 |
| 4 | 6 | Nickifor Ryan (OH) | CAN | 24 | 13 | 18 | 55 | 43.64 |
| 5 | 13 | Martinez Alan (OH) | MEX | 29 | 7 | 31 | 67 | 43.28 |
| 6 | 11 | Sander Brenden (OH) | USA | 47 | 18 | 53 | 118 | 39.83 |
| 7 | 9 | Bonacic Dusan (OH) | CHI | 51 | 22 | 59 | 132 | 38.64 |
| 8 | 4 | Scheerhoorn Blake (OP) | CAN | 31 | 16 | 40 | 87 | 35.63 |
| 9 | 11 | Leao Rodrigo (OH) | BRA | 23 | 4 | 39 | 66 | 34.85 |
| 10 | 17 | Goodridge Jabarry (OH) | BAR | 55 | 22 | 83 | 160 | 34.38 |
| Total Tournament | | | | 951 | 379 | 1,129 | 2,459 | 38.67 |



Best Blockers

| Rk | No | Name | Team | Kill Blocks | Faults | Rebounds | Total Attempts | Avg. by set |
|-------------------------|----|-------------------------|------|-------------|--------|----------|----------------|-------------|
| 1 | 3 | Araya Gabriel (MB) | CHI | 14 | 14 | 29 | 57 | 0.93 |
| 2 | 2 | Wood Ammuniki (MB) | BAR | 15 | 11 | 22 | 48 | 0.88 |
| 3 | 8 | Jendryk II Jeffrey (MB) | USA | 13 | 15 | 18 | 46 | 0.76 |
| 4 | 20 | Silva Romulo (MB) | BRA | 9 | 8 | 6 | 23 | 0.64 |
| 5 | 1 | Guerra Simón (MB) | CHI | 9 | 12 | 16 | 37 | 0.60 |
| 6 | 17 | Goodridge Jabarry (OH) | BAR | 10 | 10 | 7 | 27 | 0.59 |
| 7 | 9 | Bonacic Dusan (OH) | CHI | 8 | 7 | 9 | 24 | 0.53 |
| 8 | 10 | Perinar George (OP) | USA | 9 | 8 | 9 | 26 | 0.53 |
| 9 | 7 | Silva Pedro (S) | BRA | 7 | 8 | 10 | 25 | 0.50 |
| 10 | 6 | Nickifor Ryan (OH) | CAN | 6 | 7 | 8 | 21 | 0.50 |
| Total Tournament | | | | 239 | 362 | 493 | 1,094 | 4.88 |



Best Servers


| Rk | No | Name | Team | Aces | Faults | Serve Hits | Total Attempts | Avg. by set |
|-------------------------|----|-------------------------|------|------|--------|------------|----------------|-------------|
| 1 | 11 | Leao Rodrigo (OH) | BRA | 11 | 8 | 31 | 50 | 0.79 |
| 2 | 16 | Olvera Francisco (OH) | MEX | 8 | 5 | 13 | 26 | 0.67 |
| 3 | 9 | Bonacic Dusan (OH) | CHI | 8 | 11 | 48 | 67 | 0.53 |
| 4 | 6 | Nickifor Ryan (OH) | CAN | 4 | 10 | 27 | 41 | 0.33 |
| 5 | 7 | Szwarc Arthur (MB) | CAN | 4 | 11 | 26 | 41 | 0.33 |
| 6 | 8 | Jendryk II Jeffrey (MB) | USA | 5 | 4 | 48 | 57 | 0.29 |
| 7 | 10 | Santos Nicolas (MB) | BRA | 4 | 6 | 34 | 44 | 0.29 |
| 8 | 18 | Madaloz Lucas (OP) | BRA | 4 | 6 | 24 | 34 | 0.29 |
| 9 | 11 | Sander Brenden (OH) | USA | 5 | 12 | 38 | 55 | 0.29 |
| 10 | 1 | Guerra Simón (MB) | CHI | 4 | 10 | 47 | 61 | 0.27 |
| Total Tournament | | | | 99 | 324 | 1,637 | 2,060 | 2.02 |





P-5 VOLLEYBALL • Players ranking by skills

2015 U21 Mens Panamerican Cup



Best Diggers

| Rk | No | Name | Team | Digs | Faults | Receptions | Total Attempts | Avg. by set |
|-------------------------|----|------------------------|------|------|--------|------------|----------------|-------------|
| 1 | 4 | Carvalho Filho Rogério | BRA | 16 | 17 | 45 | 78 | 1.14 |
| 2 | 2 | Boehle Hayden | USA | 19 | 10 | 51 | 80 | 1.12 |
| 3 | 15 | Castillo Sebastian | CHI | 12 | 15 | 36 | 63 | 0.80 |
| 4 | 8 | Richards Andrew | CAN | 9 | 13 | 39 | 61 | 0.75 |
| 5 | 4 | Rivas Mauricio (OH) | ESA | 7 | 4 | 18 | 29 | 0.64 |
| 6 | 5 | Estrella Jaime | MEX | 6 | 21 | 31 | 58 | 0.50 |
| 7 | 11 | Ruiz Matias (OH) | CHI | 7 | 9 | 22 | 38 | 0.47 |
| 8 | 6 | Sandoval Rodrigo (OH) | ESA | 5 | 12 | 25 | 42 | 0.45 |
| 9 | 4 | Packer Stephen | BAR | 6 | 25 | 43 | 74 | 0.35 |
| 10 | 9 | Bonacic Dusan (OH) | CHI | 5 | 12 | 24 | 41 | 0.33 |
| Total Tournament | | | | 165 | 804 | 1,142 | 2,111 | 3.37 |



Best Setters

| Rk | No | Name | Team | Running Sets | Faults | Still Sets | Total Attempts | Avg. by set |
|-------------------------|----|-----------------------------|------|--------------|--------|------------|----------------|-------------|
| 1 | 7 | Silva Pedro (S) | BRA | 161 | 4 | 109 | 274 | 11.50 |
| 2 | 4 | Muñoz Alexis (S) | MEX | 127 | 4 | 122 | 253 | 10.58 |
| 3 | 13 | Rodríguez Carlos (OP) | ESA | 102 | 3 | 87 | 192 | 9.27 |
| 4 | 3 | Kindem Soren Peter Dion (S) | USA | 152 | 3 | 118 | 273 | 8.94 |
| 5 | 16 | Doughy Paul (S) | BAR | 144 | 9 | 168 | 321 | 8.47 |
| 6 | 19 | Banda Matias (S) | CHI | 122 | 3 | 169 | 294 | 8.13 |
| 7 | 1 | Chancy Gabriel (S) | CAN | 75 | 3 | 77 | 155 | 6.25 |
| 8 | 10 | Keturakis Byron (S) | CAN | 33 | 1 | 43 | 77 | 2.75 |
| 9 | 5 | Franciskovic Jennings (S) | USA | 40 | 2 | 41 | 83 | 2.35 |
| 10 | 8 | Vargas Cristian (S) | ESA | 19 | - | 16 | 35 | 1.73 |
| Total Tournament | | | | 1,030 | 51 | 1,285 | 2,366 | 21.02 |



Best Receivers

Limit: 25.00%


| Rk | No | Name | Team | Excellents | Faults | Serve Receptions | Total Attempts | Eff. % |
|-------------------------|----|------------------------|------|------------|--------|------------------|----------------|--------|
| 1 | 8 | Richards Andrew | CAN | 33 | 1 | 28 | 62 | 51.61 |
| 2 | 2 | Boehle Hayden | USA | 41 | 2 | 35 | 78 | 50.00 |
| 3 | 4 | Carvalho Filho Rogério | BRA | 34 | 2 | 28 | 64 | 50.00 |
| 4 | 2 | Koppers Brandon (OH) | CAN | 29 | 6 | 32 | 67 | 34.33 |
| 5 | 15 | Castillo Sebastian | CHI | 34 | 5 | 54 | 93 | 31.18 |
| 6 | 17 | Goodridge Jabarry (OH) | BAR | 28 | 4 | 71 | 103 | 23.30 |
| 7 | 9 | Bonacic Dusan (OH) | CHI | 26 | 8 | 48 | 82 | 21.95 |
| 8 | 4 | Packer Stephen | BAR | 27 | 6 | 63 | 96 | 21.88 |
| 9 | 5 | Estrella Jaime | MEX | 22 | 4 | 59 | 85 | 21.18 |
| 10 | 4 | Rivas Mauricio (OH) | ESA | 18 | 4 | 52 | 74 | 18.92 |
| Total Tournament | | | | 507 | 104 | 1,111 | 1,722 | 23.40 |





P-5 VOLLEYBALL • Players ranking by skills

2015 U21 Mens Panamerican Cup



Best Liberos

| Rk | No | Name | Team | Excellents | Faults | In play | Total attempts | Avg. by set |
|----|----|------------------------|------|------------|--------|---------|----------------|-------------|
| 1 | 4 | Carvalho Filho Rogério | BRA | 50 | 19 | 73 | 142 | 3.57 |
| 2 | 2 | Boehle Hayden | USA | 60 | 12 | 86 | 158 | 3.53 |
| 3 | 8 | Richards Andrew | CAN | 42 | 14 | 67 | 123 | 3.50 |
| 4 | 15 | Castillo Sebastian | CHI | 46 | 20 | 90 | 156 | 3.07 |
| 5 | 5 | Estrella Jaime | MEX | 28 | 25 | 90 | 143 | 2.33 |
| 6 | 4 | Packer Stephen | BAR | 33 | 31 | 106 | 170 | 1.94 |
| 7 | 9 | Carranza Luis | ESA | 10 | 12 | 82 | 104 | 0.91 |
| 8 | 9 | Riopel Olivier | CAN | | | | | |





P-6 VOLLEYBALL • Teams ranking by skills

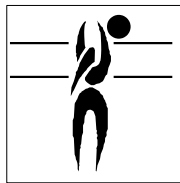
2015 U21 Mens Panamerican Cup



Best Spikers

Limit: 15.00%

| Rk | Team | Spikes | Faults | Shots | Total Attempts | Succ. % |
|-------------------------|-------------------|--------|--------|-------|----------------|---------|
| 1 | USA UNITED STATES | 213 | 52 | 172 | 437 | 48.74 |
| 2 | BRA BRAZIL | 145 | 35 | 147 | 327 | 44.34 |
| 3 | CAN CANADA | 130 | 52 | 116 | 298 | 43.62 |
| 4 | CHI CHILE | 158 | 54 | 170 | 382 | 41.36 |
| 5 | MEX MEXICO | 103 | 53 | 159 | 315 | 32.70 |
| 6 | BAR BARBADOS | 131 | 83 | 213 | 427 | 30.68 |
| 7 | ESA EL SALVADOR | 71 | 50 | 152 | 273 | 26.01 |
| Total Tournament | | 951 | 379 | 1,129 | 2,459 | 38.67 |



Best Blockers

| Rk | Team | Kill Blocks | Faults | Rebounds | Total Attempts | Avg. by set |
|-------------------------|-------------------|-------------|--------|----------|----------------|-------------|
| 1 | USA UNITED STATES | 49 | 66 | 96 | 211 | 2.88 |
| 2 | BRA BRAZIL | 39 | 45 | 71 | 155 | 2.79 |
| 3 | BAR BARBADOS | 47 | 63 | 94 | 204 | 2.76 |
| 4 | CHI CHILE | 41 | 54 | 74 | 169 | 2.73 |
| 5 | CAN CANADA | 29 | 42 | 55 | 126 | 2.42 |
| 6 | ESA EL SALVADOR | 20 | 48 | 56 | 124 | 1.82 |
| 7 | MEX MEXICO | 14 | 44 | 47 | 105 | 1.17 |
| Total Tournament | | 239 | 362 | 493 | 1,094 | 4.88 |



Best Servers


| Rk | Team | Aces | Faults | Serve Hits | Total Attempts | Avg. by set |
|-------------------------|-------------------|------|--------|------------|----------------|-------------|
| 1 | BRA BRAZIL | 28 | 41 | 260 | 329 | 2.00 |
| 2 | MEX MEXICO | 14 | 50 | 180 | 244 | 1.17 |
| 3 | CAN CANADA | 13 | 44 | 211 | 268 | 1.08 |
| 4 | USA UNITED STATES | 18 | 59 | 321 | 398 | 1.06 |
| 5 | CHI CHILE | 15 | 54 | 258 | 327 | 1.00 |
| 6 | BAR BARBADOS | 9 | 49 | 245 | 303 | 0.53 |
| 7 | ESA EL SALVADOR | 2 | 27 | 162 | 191 | 0.18 |
| Total Tournament | | 99 | 324 | 1,637 | 2,060 | 2.02 |





P-6 VOLLEYBALL • Teams ranking by skills

2015 U21 Mens Panamerican Cup



Best Diggers

| Rk | Team | Digs | Faults | Receptions | Total Attempts | Avg. by set |
|-------------------------|-------------------|------|--------|------------|----------------|-------------|
| 1 | BRA BRAZIL | 31 | 87 | 153 | 271 | 2.21 |
| 2 | USA UNITED STATES | 36 | 118 | 196 | 350 | 2.12 |
| 3 | CHI CHILE | 28 | 117 | 180 | 325 | 1.87 |
| 4 | CAN CANADA | 22 | 89 | 123 | 234 | 1.83 |
| 5 | ESA EL SALVADOR | 15 | 112 | 137 | 264 | 1.36 |
| 6 | MEX MEXICO | 14 | 117 | 137 | 268 | 1.17 |
| 7 | BAR BARBADOS | 19 | 164 | 216 | 399 | 1.12 |
| Total Tournament | | 165 | 804 | 1,142 | 2,111 | 3.37 |



Best Setters

| Rk | Team | Running Sets | Faults | Still Sets | Total Attempts | Avg. by set |
|-------------------------|-------------------|--------------|--------|------------|----------------|-------------|
| 1 | ESA EL SALVADOR | 135 | 8 | 130 | 273 | 12.27 |
| 2 | BRA BRAZIL | 170 | 4 | 148 | 322 | 12.14 |
| 3 | USA UNITED STATES | 195 | 9 | 210 | 414 | 11.47 |
| 4 | MEX MEXICO | 134 | 6 | 173 | 313 | 11.17 |
| 5 | CAN CANADA | 112 | 6 | 157 | 275 | 9.33 |
| 6 | BAR BARBADOS | 154 | 12 | 237 | 403 | 9.06 |
| 7 | CHI CHILE | 130 | 6 | 230 | 366 | 8.67 |
| Total Tournament | | 1,030 | 51 | 1,285 | 2,366 | 21.02 |



Best Receivers

Limit: 25.00%

| Rk | Team | Excellents | Faults | Serve Receptions | Total Attempts | Eff. % |
|-------------------------|-------------------|------------|--------|------------------|----------------|--------|
| 1 | BRA BRAZIL | 73 | 9 | 116 | 198 | 32.32 |
| 2 | CAN CANADA | 80 | 14 | 118 | 212 | 31.13 |
| 3 | CHI CHILE | 86 | 16 | 158 | 260 | 26.92 |
| 4 | USA UNITED STATES | 85 | 12 | 177 | 274 | 26.64 |
| 5 | MEX MEXICO | 62 | 13 | 155 | 230 | 21.30 |
| 6 | ESA EL SALVADOR | 44 | 13 | 152 | 209 | 14.83 |
| 7 | BAR BARBADOS | 77 | 27 | 235 | 339 | 14.75 |
| Total Tournament | | 507 | 104 | 1,111 | 1,722 | 23.40 |





Mexico secures fifth place at U21 Men's Pan American Cup after 3-0 win over Barbados



GATINEAU, Canada, June 27, 2015 – Mexico finished fifth at the U21 Men's Pan Am Cup after a 3-0 (25-22, 25-21, 25-19) win over Barbados on Saturday at the Centre Sportif de Gatineau.

The hosts of the next World Championships achieved their first victory in the tournament and forced their Caribbean rivals to battle against El Salvador for the sixth

place on Sunday.

Francisco Olvera led the Mexican attack with seven points, two more than Alan Martinez. Injured captain Enrique Ugale did not play. Captain Ammuniki Wood was the top scorer for Barbados with 8 points. Andriy Stapleton and Jabarry Goodridge added six and five points, respectively.

Enrique Ugale, captain of Mexico: “We knew Barbados had a good block and occasionally a good serve, but we had a weak start in all three sets. We came back thanks to a good defense and serve. This tournament was a good opportunity to realize what we need to work on tactically and psychologically. We have to work to have a better start in each match. A poor start against high-calibre teams would be very costly”.

Victor Porras, head coach of Mexico: “We struggled at the beginning of each set, but we recovered and won all sets. We ended on a high note and learned many things in this tournament. Our players realized the level at which U21 volleyball is being played internationally. We would have liked a better outcome but this is a process. Learning is a process. Our guys are motivated for the next step, the World Championships at home.

Ammuniki Wood, captain of Barbados: “We had an average game. The majority of the three sets we were up until around 16-18 points but today we just lacked our killer instinct to finish the game. They caught momentum when we were around 18 points and we lacked our instinct to finish the set every time.”



John Stuart, head coach of Barbados: “We played a lot better but we still made a bit too many unforced errors when it mattered most. Our passing was better but it’s still a problem. Hopefully we will get everything right for the game tomorrow.”

Brazil to play the final of U21 Men’s Pan American Cup in Gatineau after 3-1 win over Chile



GATINEAU, Canada, June 27, 2015 – Brazil will play the final of the U21 Men’s Pan American Cup after defeating Chile 3-1 (25-17, 25-15, 22-25, 25-19) on Saturday at the Centre Sportif de Gatineau.

The South American squad, already qualified for the World Championships this September in Mexico, showed their powerful play across all aspects of the game to take the first two

sets. However, Chile never gave up and took advantage of their rivals’ mistakes to win the third 25-22.

Brazil regained their best volleyball. Chile continued to add pressure, but the Brazilian serve did some harm to the Chilean defense. They opened a 7 point lead at the second technical timeout and went on to take third set 25-19 and secure their presence in the final on Sunday.

Opposite Lucas Madaloz led the Brazilian squad with 24 points and Rodrigo Leao contributed with 14. Captain Dusan Bonacic was the top scorer for Chile with 20 points. Simón Guerra added 9.

Fernando Kreling, captain of Brazil: "We started well in the first two sets, with minimal errors and controlling the game. We decreased our performance and lost focus in the third. The result was good, but not the way we wanted. For the final tomorrow, either the USA or Canada, they both play a fast game. We can't afford to lose our focus. We have to keep our highest level throughout."

Leonardo Seix, head coach of Brazil: "We played two good first sets, as expected, but the third one was disappointing. Chile deserved to win. We lost our concentration. Against two



strong teams, we won the first two sets as we did with the US and lost the third one. If you can win in three sets, you don't need to play four. Regardless of who we meet tomorrow, it will be a tough opponent. We played the USA in the prelims and it was a good game. We played some training games with Canada before the start of the competition. We expect to play the toughest game of the tournament.”

Dusan Bonacic, captain of Chile: "It is a bitter feeling. Brazil look unbeatable in the first two sets. When we started playing more aggressively and gaining more confidence, we won the third set. In the fourth one, they took a 3-4 point lead and we could not revert the score. We could not achieve one of our goals to play the final, but we will play at 100% tomorrow for a medal.”

Daniel Nejamkin, coach of Chile: “I would like to congratulate Brazil for their victory. This is a team that leaves you very few chances. They have a strong serve and put a lot of pressure with the blocking. We played a good match, on equal terms with Brazil. We played evenly in the first half of the first set and won the third one. We are in great sprit for tomorrow's match. Either the USA or Canada, they are both very strong and play a similar volleyball. I am confident our team will be able to show our best volleyball and win the bronze medal.”

US beats Canada 3-1 to reach U21 Men’s Pan American Cup final



GATINEAU, Canada, June 27, 2015 – The United States will meet Brazil on Sunday in the U21 Men’s Pan Am Cup final after a hard-fought 3-1 (25-19, 25-22, 20-25, 25-22) victory over Canada at the Centre Sportif de Gatineau.

Earlier on Sunday, Canada, the silver medallist in the 2011 edition, will take on Chile for bronze.

The USA took the early lead and dominated the first two sets. Canada responded in the third and moved to the lead for the first time halfway through the third set. With the score



19-19, Brandon Koppers, Arthur Szwarc and captain Ryan Nickifor showed a strong attack and blocking to lead the host team to a 25-20 victory.

Canada started well again in the fourth set, leading at the first technical timeout 8-6. But Brenden Sander's strong serve hurt the Canadian defense and the Americans bounced back to retake the lead 16-12. Canada continued to add some pressure and narrowed the gap 18-20, but the Americans prevailed 25-22 to prevent the host squad from playing the U21 final as they did in Panama in 2011.

Brandon Koppers led the Canadian attack with 22 points. Captain Ryan Nickifor contributed with 12. Brenden Sander was the key figure for the USA with 20 points. Christopher Nugent added 11.

John Hatch, captain of the United States: "We came in with a pretty good game plan and on the first two games we executed it really well. Game three got away from us a little bit but I think we did a really good job of regrouping and coming back. Overall it was a good team victory for us, we all contributed and we were all able to stay in it as a team. I thought that was what really helped us get the win. Before tomorrow we are going to watch some film, play hard and see what happens."

Dan Friend, head coach of the United States: "I think we came out of the gates pretty fast which was really good. Canada came out a little slow so we were able to capitalize on that. At the same time we saw Canada get better as the match progressed, I thought we kept our energy up which was a good thing for us. We dropped down a little bit on some ball control and first ball contact but we were able to steady it at the end and put ourselves in a position to win in that fourth game. In tomorrow's game we have to pass. Last time we played them (Brazil) we didn't pass as well as we needed to, first ball contact has got to be better if we want to hang in with Brazil."

Ryan Nickifor, captain of Canada: "We played them too slow in the beginning and didn't put a lot of pressure from the service. That's something to work on going forward this summer. We can't wait to see what they can do when we come out more aggressively. When we decided to play, it was too late. For the match tomorrow, Chile is fired. We have to bring our A game and we really want to finish with a win."

John Barrett, head coach of Canada: "I don't think we responded that well in the first two sets. We were quite nervous and couldn't execute our game plan. It took us three sets to really get into the match. We fought hard in two sets and had the opportunity to take the fourth one, but didn't execute at key times so we have to use this as a growing experience. We will talk to our players about it. We will work on the things that didn't go well. Chile is a good team. They played Brazil very tough today and every match is a great learning experience. We have a number of matches before the World Championships and we have to take advantage of every one of them."