



U21 COUPE GATINEAU CANADA JUNE 23-28 JUIN 2015 PAN AMERICAINE PAN AM CUP



Centre sportif de Gatineau, Gatineau, Quebec, Canada



Daily Bulletin

Bulletin Quotidien

Number

7

Sunday, June 28th. 2015 • dimanche, 28 juin 2015





P-4 VOLLEYBALL • Collated results & ranking



2015 U21 Mens Panamerican Cup
Results of Sunday, 28' 28e 'June' 28e '2015

FINALS

1.  BRAZIL
2.  UNITED STATES
3.  CANADA
4.  CHILE
5.  MEXICO
6.  BARBADOS
7.  EL SALVADOR



PANAMERICAN CUP

June 23-28, 2015
Gatineau, Canada



INDIVIDUAL AWARDS

Most Valuable Player



18

Lucas Madaloz

BRA





PANAMERICAN CUP

June 23-28, 2015
Gatineau, Canada



INDIVIDUAL AWARDS

1st Best Spiker

2 Brandon Koppers CAN




2nd Best Spiker

6 Ryan Nickifor CAN



1st Best Blocker

3 Gabriel Arraya CHI



2nd Best Blocker

2 Ammuniki Wood BAR





PANAMERICAN CUP

June 23-28, 2015
Gatineau, Canada



INDIVIDUAL AWARDS

Best Server

11 Rodrigo Leao BRA



Best Opposite

8 Andriy Stapleton BAR



Best Digger

8 Andrew Richards CAN



Best Setter

7 Pedro Silva BRA





PANAMERICAN CUP

June 23-28, 2015
Gatineau, Canada



INDIVIDUAL AWARDS

Best Receiver

4 Rogério Carvalho BRA



Best Libero

4 Rogério Carvalho BRA



Best Scorer

17 Jabarry Gooddrige BAR





GROUP-A

No.	Date	Time	Teams		Set	Result per set (points)							
						1	2	3	4	5	POINTS	TIME	
3	23-jun	20:00	MEXICO	vs	CANADA	0-3	23-25	23-25	14-25			36-75	01:02
5	24-jun	18:00	CHILE	vs	MEXICO	3-0	25-22	25-18	25-19			75-59	01:11
9	25-jun	20:00	CANADA	vs	CHILE	3-2	25-21	25-22	21-25	20-25	15-11	106-104	01:43

GROUP-B

No.	Date	Time	Teams		Set	Result per set (points)							
						1	2	3	4	5	POINTS	TIME	
1	23-jun	16:00	EL SALVADOR	vs	BRAZIL	0-3	11-25	11-25	14-25			46-75	1:06
2	23-jun	18:00	BARBADOS	vs	UNITED STATES	0-3	17-25	11-25	18-25			60-75	1:07
4	24-jun	16:00	EL SALVADOR	vs	BARBADOS	2-3	25-19	26-24	17-25	21-25	11-15	100-108	1:42
6	24-jun	20:00	BRAZIL	vs	UNITED STATES	3-1	25-23	25-18	13-25	25-20		88-86	1:46
7	25-jun	16:00	BRAZIL	vs	BARBADOS	3-0	25-13	25-12	25-8				1:00
8	25-jun	18:00	UNITED STATES	vs	EL SALVADOR	3-0	25-15	25-14	25-22				1:03

QUARTERFINALS

No.	Date	Time	Teams		Set	Result per set (points)							
						1	2	3	4	5	POINTS	TIME	
10	26-jun	18:00	2nd A (CHILE)	vs	3rd B (BARBADOS)	3-0	25-17	25-10	25-20			75-47	1:04
11	26-jun	20:00	2nd B (UNITED STATES)	vs	3rd A (MEXICO)	3-0	25-19	25-18	25-12			75-49	1:08

FINAL CLASSIFICATION 5

No.	Date	Time	Teams		Set	Result per set (points)							
						1	2	3	4	5	POINTS	TIME	
12	27-jun	16:00	Loser of M10 (BARBADOS)	vs	Loser of M11 (MEXICO)	0-3	22-25	21-25	19-25			62-75	1:04

SEMIFINALS

No.	Date	Time	Teams		Set	Result per set (points)							
						1	2	3	4	5	POINTS	TIME	
13	27-jun	18:00	1st B (BRAZIL)	vs	Winner of M10 (CHILE)	3-1	25-17	25-15	22-25	25-19		97-76	1:36
14	27-jun	20:00	1st A (CANADA)	vs	Winner of M11 (UNITED STATES)	1-3	19-25	22-25	25-20	22-25		88-95	1:49

FINAL CLASSIFICATION 6/7

No.	Date	Time	Teams		Set	Result per set (points)							
						1	2	3	4	5	POINTS	TIME	
15	28-jun	16:00	4th B (EL SALVADOR)	vs	Loser of M12 (BARBADOS)	1-3	11-25	15-25	25-21	18-25		69-96	1:19

FINALS

No.	Date	Time	Teams		Set	Result per set (points)							
						1	2	3	4	5	POINTS	TIME	
16	28-jun	18:00	Loser of M13 (CHILE)	vs	Loser of M14 (CANADA)	2-3	23-25	25-19	25-20	16-25	11-15	100-104	1:53
17	28-jun	20:00	Winner of M13 (BRAZIL)	vs	Winner of M14 (UNITED STATES)	3-0	25-22	25-23	25-17			75-62	1:20

*NOTE1: For the Classification, Quarterfinal and Semifinal Rounds, according to the FIVB General Competition Regulations, it must be avoided that teams from the same group play each other.

*NOTE2: According to the established competition format and the FIVB General Regulations, for the Classification, Quarterfinal and Semifinal Rounds, if three teams from the same group qualify, the match between highest ranked team and lowest ranked team of their Preliminary Round will be repeated.

*NOTE3: Loser of M10 = Loser of Match #10, etc.



P-4 VOLLEYBALL • Collated results & ranking



2015 U21 Mens Panamerican Cup
Results of Sunday, 28' 28e 'June' 28e '2015

MATCH RESULTS

GROUP A

No	Date	Teams	Set	Result per set (points)					Total Points	Time	Spectators
				1	2	3	4	5			
3	06-23-2015	MEX - CAN	0-3	23-25	23-25	14-25			60- 75	1:13	350
5	06-24-2015	CHI - MEX	3-0	25-22	25-18	25-19			75- 59	1:17	250
9	06-25-2015	CAN - CHI	3-2	25-21	25-22	21-25	20-25	15-11	106-104	2:15	350

GROUP B

No	Date	Teams	Set	Result per set (points)					Total Points	Time	Spectators
				1	2	3	4	5			
1	06-23-2015	ESA - BRA	0-3	11-25	11-25	14-25			36- 75	1:09	100
2	06-23-2015	BAR - USA	0-3	17-25	11-25	18-25			46- 75	1:12	200
4	06-24-2015	ESA - BAR	2-3	25-19	26-24	17-25	21-25	11-15	100-108	1:54	100
6	06-24-2015	BRA - USA	3-1	25-23	25-18	13-25	25-20		88- 86	1:55	175
7	06-25-2015	BRA - BAR	3-0	25-13	25-12	25- 8			75- 33	1:06	100
8	06-25-2015	USA - ESA	3-0	25-15	25-14	25-22			75- 51	1:09	250

QUARTERFINALS

No	Date	Teams	Set	Result per set (points)					Total Points	Time	Spectators
				1	2	3	4	5			
10	06-26-2015	CHI - BAR	3-0	25-17	25-10	25-20			75- 47	1:10	100
11	06-26-2015	USA - MEX	3-0	25-19	25-18	25-12			75- 49	1:14	125

SEMIFINALS

No	Date	Teams	Set	Result per set (points)					Total Points	Time	Spectators
				1	2	3	4	5			
13	06-27-2015	BRA - CHI	3-1	25-17	25-15	22-25	25-19		97- 76	1:45	250
14	06-27-2015	CAN - USA	1-3	19-25	22-25	25-20	22-25		88- 95	1:58	400

FINALS

No	Date	Teams	Set	Result per set (points)					Total Points	Time	Spectators
				1	2	3	4	5			
12	06-27-2015	BAR - MEX	0-3	22-25	21-25	19-25			62- 75	1:10	100
15	06-28-2015	ESA - BAR	1-3	11-25	15-25	25-21	18-25		69- 96	1:28	125
16	06-28-2015	CHI - CAN	2-3	23-25	25-19	25-20	16-25	11-15	100-104	2:05	350
17	06-28-2015	BRA - USA	3-0	25-22	25-23	25-17			75- 62	1:20	

TEAM RANKING

GROUP A

Rk	Code	Team	Matches				Results Details						Points			Sets		
			Pts	T	W	L	3-0	3-1	3-2	2-3	1-3	0-3	W	L	Ratio	W	L	Ratio
1	CAN	CANADA	8	2	2	0	1	0	1	0	0	0	181	164	1.104	6	2	3.000
2	CHI	CHILE	7	2	1	1	1	0	0	1	0	179	165	1.085	5	3	1.667	
3	MEX	MEXICO	0	2	0	2	0	0	0	0	2	119	150	0.793	0	6		

GROUP B

Rk	Code	Team	Matches				Results Details						Points			Sets		
			Pts	T	W	L	3-0	3-1	3-2	2-3	1-3	0-3	W	L	Ratio	W	L	Ratio
1	BRA	BRAZIL	14	3	3	0	2	1	0	0	0	238	155	1.535	9	1	9.000	
2	USA	UNITED STATES	11	3	2	1	2	0	0	0	1	236	185	1.276	7	3	2.333	
3	BAR	BARBADOS	3	3	1	2	0	0	1	0	2	187	250	0.748	3	8	0.375	
4	ESA	EL SALVADOR	2	3	0	3	0	0	0	1	2	187	258	0.725	2	9	0.222	





P-2 VOLLEYBALL • Match result



2015 U21 Mens Panamerican Cup FINALS (Places 6-7)

Match: 15 **Date:** 06-28-2015 **Spectators:** 125
City: Gatineau, QC
Hall: Centre Sportif of Gatineau
Match duration: **Start:** 16:00 **End:** 17:28 **Total:** 1:28

Teams	Sets	1	2	3	4	5	Total
ESA	1	11	15	25	18		69
BAR	3	25	25	21	25		96
Set duration		0:17	0:19	0:21	0:22		1:19

Referees: THOURBURG, William (USA) & CIFUENTES, Boris (CHI)

ESA • EL SALVADOR		1	2	3	4	5	Pts
4	Rivas Mauricio (OH)	■	■	■	■		3
5	Menjívar Erick (OH)		□	■	■		3
6	Sandoval Rodrigo (OH)	■	■				4
7	Platero Manuel (MB)	■	■	■	■		8
8	Vargas Cristian (S)		□	□	□		
9	L Carranza Luis	L	L	L	L		
12	Arteaga Aaron (MB)					□	
13	Rodríguez Carlos (OP)	■	■	■	■		7
14	Zelaya Christopher (MB)						
17	Valdez Samuel (OP)	■	■	■	■		9
18	Morales Kevin (MB)	■	■	■	■		3

Coach: Rivera, Ricardo (ESA)
Assistant: Cerón, Gerson (ESA)

BAR • BARBADOS		1	2	3	4	5	Pts
1	Jordan Ashan (OH)						
2	Wood Ammuniki (MB)	■	■	■	■		11
4	L Packer Stephen	L	L	L	L		
6	Seale Darien (OH)						
8	Stapleton Andriy (OP)	■	■	■	■		20
12	Bishop Shamar (MB)						
13	Mayers Ahkeem (S)	■	■	■	■		10
15	Holder Chioke (MB)	■	■	■	■		8
16	Doughthy Paul (S)	■	■	■	■		2
17	Goodridge Jabarry (OH)	■	■	■	■		20

Coach: Stuart, John (BAR)
Assistant:

TEAMS AND PLAYERS PERFORMANCES

Won Pts	Total Atts	No Name	Scoring Skills	Won Pts	Total Atts	No Name
24	105	Total Team		46	115	Total Team
8	23	17 Valdez Samuel (OP)	Spike	17	43	17 Goodridge Jabarry (OH)
5	16	13 Rodríguez Carlos (OP)		13	27	8 Stapleton Andriy (OP)
12	37	Total Team	Block	13	52	Total Team
5	12	7 Platero Manuel (MB)		4	13	2 Wood Ammuniki (MB)
2	4	5 Menjívar Erick (OH)		2	5	16 Doughthy Paul (S)
1	70	Total Team	Serve	12	95	Total Team
1	16	13 Rodríguez Carlos (OP)		5	20	8 Stapleton Andriy (OP)
32		Total Team	Opp. error	4	17	13 Mayers Ahkeem (S)
69	212	Total Team	Total	25		Total Team
				96	262	Total Team

9	34	17 Valdez Samuel (OP)	Best Scorer	20	53	8 Stapleton Andriy (OP)
---	----	-----------------------	--------------------	----	----	-------------------------

Excellent	Total Atts	No Name	Non scoring Skills	Excellent	Total Atts	No Name
5	117	Total Team		16	94	Total Team
4	34	9 Carranza Luis	Dig	6	14	8 Stapleton Andriy (OP)
1	7	6 Sandoval Rodrigo (OH)		5	18	4 Packer Stephen
34	100	Total Team	Set	35	102	Total Team
28	71	13 Rodríguez Carlos (OP)		34	88	16 Doughthy Paul (S)
19	84	Total Team	Reception	11	61	Total Team
7	24	5 Menjívar Erick (OH)	Success - Faults	4	25	8 Stapleton Andriy (OP)
6	26	4 Rivas Mauricio (OH)	# Attempts			

■ Starting line-up Pts = Points scored [nn] = Captain
□ Substitute Atts = Attempts L = Libero
Opp = Opponent





P-2 VOLLEYBALL • Match result



2015 U21 Mens Panamerican Cup FINALS (Places 3-4)

Match: 16 **Date:** 06-28-2015 **Spectators:** 350
City: Gatineau, QC
Hall: Centre Sportif of Gatineau
Match duration: **Start:** 18:06 **End:** 20:11 **Total:** 2:05

Teams	Sets	1	2	3	4	5	Total
CHI	2	23	25	25	16	11	100
CAN	3	25	19	20	25	15	104
Set duration		0:24	0:24	0:27	0:21	0:17	1:53

Referees: ARAUJO, Fernando (BRA) & RIVAS, Hector (ESA)

CHI • CHILE		1	2	3	4	5	Pts
1	Guerra Simón (MB)	■	■	■	■	■	13
3	Araya Gabriel (MB)	■	■	■	■	■	11
4	Gago Tomas (MB)						
8	Albornoz Rafael (OH)						
9	Bonacic Dusan (OH)	■	■	■	■	■	17
11	Ruiz Matias (OH)	■	■	■	■	■	8
12	Jeria Rodrigo (OH)						
14	Villarreal Esteban (S)		□		□		
15	L Castillo Sebastian	L	L	L	L	L	
16	Diaz Sebastian (OP)		□		□		1
18	Boreli Gianluca (OP)	■	■	■	■	■	12
19	Banda Matias (S)	■	■	■	■	■	3

Coach: Nejamkin Daniel Rube (CHI)
Assistant: Villarreal Barahona (CHI)

CAN • CANADA		1	2	3	4	5	Pts
1	Chancy Gabriel (S)	■	■	□	■	■	3
2	Koppers Brandon (OH)	■	■	■	■	■	19
3	Brar Irvan (OH)						
4	Scheerhoorn Blake (OP)		□	■	■	■	8
5	Coleman Lucas (OH)	■	■	□			3
6	Nickifor Ryan (OH)	■	■	□	■	■	13
7	Szwarc Arthur (MB)	■	■	■	■	■	9
8	L Richards Andrew	L	L	L	L	L	
9	L Riopel Olivier						
10	Keturakis Byron (S)		□	■		□	1
13	Chambers Arran (MB)	■	■	■	■	■	11
14	West Keith (OH)		□	■			6
15	Regehr Joel (MB)			□			2

Coach: John Barrett (CAN)
Assistant: Brock Davidiuk (CAN)

TEAMS AND PLAYERS PERFORMANCES

Won Pts	Total Atts	No Name	Scoring Skills	Won Pts	Total Atts	No Name
42	122	Total Team		53	118	Total Team
13	38	9 Bonacic Dusan (OH)	Spike	14	28	2 Koppers Brandon (OH)
10	19	1 Guerra Simón (MB)		10	25	6 Nickifor Ryan (OH)
17	55	Total Team	Block	13	54	Total Team
6	11	3 Araya Gabriel (MB)		4	12	13 Chambers Arran (MB)
5	11	18 Boreli Gianluca (OP)		2	4	2 Koppers Brandon (OH)
6	101	Total Team	Serve	9	103	Total Team
3	20	9 Bonacic Dusan (OH)		3	16	2 Koppers Brandon (OH)
2	14	18 Boreli Gianluca (OP)		2	20	13 Chambers Arran (MB)
35		Total Team	Opp. error	29		Total Team
100	278	Total Team	Total	104	275	Total Team
17	62	9 Bonacic Dusan (OH)	Best Scorer	19	48	2 Koppers Brandon (OH)
Excellent	Total Atts	No Name	Non scoring Skills	Excellent	Total Atts	No Name
5	110	Total Team		16	103	Total Team
2	12	11 Ruiz Matias (OH)	Dig	10	22	8 Richards Andrew
1	5	1 Guerra Simón (MB)		2	7	5 Coleman Lucas (OH)
50	110	Total Team	Set	44	111	Total Team
46	87	19 Banda Matias (S)		36	78	1 Chancy Gabriel (S)
26	85	Total Team	Reception	25	86	Total Team
9	26	11 Ruiz Matias (OH)	Success - Faults	8	33	2 Koppers Brandon (OH)
11	40	9 Bonacic Dusan (OH)	# Attempts			

■ Starting line-up Pts = Points scored [nn] = Captain
□ Substitute Atts = Attempts L = Libero
Opp = Opponent





P-2 VOLLEYBALL • Match result



2015 U21 Mens Panamerican Cup FINALS (Places 1-2)

Match: 17 **Date:** 06-28-2015 **Spectators:** 400
City: Gatineau, QC
Hall: Center Sportif of Gatineau
Match duration: Start: 20:00 Total: 0:56

Teams	Sets	1	2	3	4	5	Total
BRA	3	25	25	25			75
USA	0	22	23	17			62
Set duration		0:28	0:28	0:24			1:20

Referees: NAVAS, Claudio (MEX) & THERIAULT, William (CAN)

BRA • BRAZIL		1	2	3	4	5	Pts
4	L Carvalho Filho Rogério	L	L	L			
5	Costa Matheus (OH)						
7	Silva Pedro (S)	■	■	■			1
9	Oliveira Guilherme (OH)						
10	Santos Nicolas (MB)	■	■	■			10
11	Leao Rodrigo (OH)	■	■	■			9
13	Marengoni Johan (MB)						
14	Kreling Fernando (S)						
15	Oliveira Caio (OP)						
16	Kavalkievicz Gabriel (OH)	■	■	■			13
18	Madaloz Lucas (OP)	■	■	■			13
20	Silva Romulo (MB)	■	■	■			5

Coach: Leonardo Afonso Seix (BRA)
Assistant: Leandro Nogueira Dut (BRA)

USA • UNITED STATES		1	2	3	4	5	Pts
1	Benesh Andrew (MB)	■	■				5
2	L Boehle Hayden	L	L	L			
3	Kindem Soren Peter Dion (S)	■	■	□			1
4	Fey Kuponon (OH)	□	■	■			6
5	Franciskovic Jennings (S)			□	■		
6	Gevis Jr. Richard (OP)						
7	Hatch John (OH)	□	□	■			2
8	Jendryk II Jeffrey (MB)	■	■				3
9	Nugent Christopher (OH)	■	■	□			5
10	Perinar George (OP)	■	□	□			1
11	Sander Brenden (OH)	■	■	■			11
12	Walsh Jr. Matthew (MB)			■	■		6

Coach: Friend, Daniel (USA)
Assistant: Hosack, Jay (USA)

TEAMS AND PLAYERS PERFORMANCES

Won Pts	Total Atts	No Name	Scoring Skills	Won Pts	Total Atts	No Name
39	82	Total Team		34	94	Total Team
12	29	18 Madaloz Lucas (OP)	Spike	9	23	11 Sander Brenden (OH)
10	22	16 Kavalkievicz Gabriel (OH)		6	10	12 Walsh Jr. Matthew (MB)
9	43	Total Team	Block	4	37	Total Team
3	10	16 Kavalkievicz Gabriel (OH)		3	7	8 Jendryk II Jeffrey (MB)
2	14	10 Santos Nicolas (MB)	Serve	1	6	1 Benesh Andrew (MB)
3	74	Total Team		2	64	Total Team
2	19	11 Leao Rodrigo (OH)	Opp. error	2	11	11 Sander Brenden (OH)
1	12	20 Silva Romulo (MB)	Total	22		Total Team
24		Total Team		62	195	Total Team
75	199	Total Team	Best Scorer	11	37	11 Sander Brenden (OH)
13	43	16 Kavalkievicz Gabriel (OH)				
Excellent	Total Atts	No Name	Non scoring Skills	Excellent	Total Atts	No Name
6	76	Total Team		6	71	Total Team
3	13	16 Kavalkievicz Gabriel (OH)	Dig	2	7	4 Fey Kuponon (OH)
1	15	4 Carvalho Filho Rogério		1	1	8 Jendryk II Jeffrey (MB)
47	83	Total Team	Set	29	91	Total Team
44	72	7 Silva Pedro (S)		19	52	3 Kindem Soren Peter Dion
26	55	Total Team	Reception	17	63	Total Team
9	17	4 Carvalho Filho Rogério	Success - Faults	7	20	2 Boehle Hayden
11	20	16 Kavalkievicz Gabriel (OH)	# Attempts			

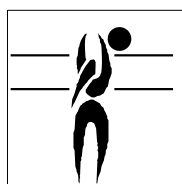

■ Starting line-up Pts = Points scored [nn] = Captain
□ Substitute Atts = Attempts L = Libero
Opp = Opponent





P-5 VOLLEYBALL • Players ranking by skills

2015 U21 Mens Panamerican Cup



Best Scorers

Rk	No	Name	Team	Spike	Block	Serve	Total
1	17	Goodridge Jabarry (OH)	BAR	72	12	1	85
2	9	Bonacic Dusan (OH)	CHI	64	9	11	84
3	2	Koppers Brandon (OH)	CAN	56	7	5	68
3	11	Sander Brenden (OH)	USA	56	5	7	68
5	18	Madaloz Lucas (OP)	BRA	44	4	4	52
6	8	Stapleton Andriy (OP)	BAR	39	5	7	51
7	2	Wood Ammuniki (MB)	BAR	27	19	3	49
8	6	Nickifor Ryan (OH)	CAN	34	8	5	47
8	18	Boreli Gianluca (OP)	CHI	37	8	2	47
8	1	Guerra Simón (MB)	CHI	31	12	4	47
8	8	Jendryk II Jeffrey (MB)	USA	26	16	5	47
12	11	Leao Rodrigo (OH)	BRA	29	3	13	45
13	4	Scheerhoorn Blake (OP)	CAN	38	3	3	44
14	1	Benesh Andrew (MB)	USA	36	6	0	42
15	3	Araya Gabriel (MB)	CHI	19	20	1	40
16	9	Nugent Christopher (OH)	USA	32	3	4	39
17	4	Rivas Mauricio (OH)	ESA	29	6	0	35
18	10	Santos Nicolas (MB)	BRA	22	8	4	34
19	16	Kavalkievicz Gabriel (OH)	BRA	26	6	1	33
19	10	Perinar George (OP)	USA	22	9	2	33
21	7	Szwarc Arthur (MB)	CAN	18	8	6	32
21	11	Ruiz Matias (OH)	CHI	28	4	0	32
21	12	Walsh Jr. Matthew (MB)	USA	26	5	1	32
24	13	Martinez Alan (OH)	MEX	29	1	1	31
25	15	Holder Chioke (MB)	BAR	21	9	0	30
26	17	Valdez Samuel (OP)	ESA	25	4	0	29
26	20	Silva Romulo (MB)	BRA	18	10	1	29
28	15	Oliveira Caio (OP)	BRA	24	1	2	27
29	13	Mayers Ahkeem (S)	BAR	12	7	7	26
30	7	Hatch John (OH)	USA	20	3	1	24
31	16	Olvera Francisco (OH)	MEX	10	3	8	21
31	13	Chambers Arran (MB)	CAN	14	5	2	21
33	13	Rodríguez Carlos (OP)	ESA	13	5	1	19
33	6	Sandoval Rodrigo (OH)	ESA	13	4	2	19
35	7	Frias Yostin (OP)	MEX	16	1	0	17
36	10	Ugalde Enrique (OH)	MEX	14	0	1	15
36	17	Bojorquez Luis (MB)	MEX	12	2	1	15
36	13	Marengoni Johan (MB)	BRA	8	6	1	15
36	16	Doughthy Paul (S)	BAR	4	8	3	15
40	19	Banda Matias (S)	CHI	10	4	0	14
40	6	Gevis Jr. Richard (OP)	USA	13	1	0	14
42	8	Rubio Jose Luis (OH)	MEX	9	4	0	13
42	7	Platero Manuel (MB)	ESA	7	6	0	13
42	5	Costa Matheus (OH)	BRA	9	1	3	13
42	16	Diaz Sebastian (OP)	CHI	9	1	3	13
46	3	Kindem Soren Peter Dion (S)	USA	8	4	0	12
47	5	Coleman Lucas (OH)	CAN	10	1	0	11
48	18	Martinez Joshua (MB)	MEX	9	1	0	10
48	7	Silva Pedro (S)	BRA	1	8	1	10
50	5	Menjívar Erick (OH)	ESA	5	4	0	9
Total tournament				1,189	307	132	1,628





P-5 VOLLEYBALL • Players ranking by skills

2015 U21 Mens Panamerican Cup



Best Spikers

Limit: 15.00%

Rk	No	Name	Team	Spikes	Faults	Shots	Total Attempts	Succ. %
1	2	Koppers Brandon (OH)	CAN	56	20	34	110	50.91
2	18	Madaloz Lucas (OP)	BRA	44	11	40	95	46.32
3	13	Martinez Alan (OH)	MEX	29	7	31	67	43.28
4	6	Nickifor Ryan (OH)	CAN	34	22	24	80	42.50
5	18	Boreli Gianluca (OP)	CHI	37	10	45	92	40.22
6	11	Sander Brenden (OH)	USA	56	22	63	141	39.72
7	9	Bonacic Dusan (OH)	CHI	64	27	79	170	37.65
8	4	Scheerhoorn Blake (OP)	CAN	38	18	48	104	36.54
9	11	Leao Rodrigo (OH)	BRA	29	4	47	80	36.25
10	17	Goodridge Jabarry (OH)	BAR	72	28	103	203	35.47
Total Tournament				1,189	484	1,422	3,095	38.42



Best Blockers

Rk	No	Name	Team	Kill Blocks	Faults	Rebounds	Total Attempts	Avg. by set
1	3	Araya Gabriel (MB)	CHI	20	15	33	68	1.00
2	2	Wood Ammuniki (MB)	BAR	19	17	25	61	0.90
3	8	Jendryk II Jeffrey (MB)	USA	16	17	20	53	0.80
4	1	Guerra Simón (MB)	CHI	12	15	24	51	0.60
5	20	Silva Romulo (MB)	BRA	10	12	10	32	0.59
6	17	Goodridge Jabarry (OH)	BAR	12	13	10	35	0.57
7	7	Silva Pedro (S)	BRA	8	8	12	28	0.47
8	10	Santos Nicolas (MB)	BRA	8	11	17	36	0.47
9	7	Szwarc Arthur (MB)	CAN	8	13	19	40	0.47
10	6	Nickifor Ryan (OH)	CAN	8	9	10	27	0.47
Total Tournament				307	454	611	1,372	5.03



Best Servers


Rk	No	Name	Team	Aces	Faults	Serve Hits	Total Attempts	Avg. by set
1	11	Leao Rodrigo (OH)	BRA	13	12	44	69	0.76
2	16	Olvera Francisco (OH)	MEX	8	5	13	26	0.67
3	9	Bonacic Dusan (OH)	CHI	11	13	63	87	0.55
4	11	Sander Brenden (OH)	USA	7	12	47	66	0.35
5	7	Szwarc Arthur (MB)	CAN	6	18	36	60	0.35
6	13	Mayers Ahkeem (S)	BAR	7	13	35	55	0.33
7	8	Stapleton Andriy (OP)	BAR	7	21	40	68	0.33
8	2	Koppers Brandon (OH)	CAN	5	8	35	48	0.29
9	6	Nickifor Ryan (OH)	CAN	5	12	34	51	0.29
10	8	Jendryk II Jeffrey (MB)	USA	5	4	51	60	0.25
Total Tournament				132	395	2,040	2,567	2.16





P-5 VOLLEYBALL • Players ranking by skills

2015 U21 Mens Panamerican Cup



Best Diggers

Rk	No	Name	Team	Digs	Faults	Receptions	Total Attempts	Avg. by set
1	8	Richards Andrew	CAN	19	15	49	83	1.12
2	2	Boehle Hayden	USA	20	12	63	95	1.00
3	4	Carvalho Filho Rogério	BRA	17	20	56	93	1.00
4	15	Castillo Sebastian	CHI	13	19	47	79	0.65
5	4	Packer Stephen	BAR	11	28	53	92	0.52
6	5	Estrella Jaime	MEX	6	21	31	58	0.50
7	4	Rivas Mauricio (OH)	ESA	7	7	26	40	0.47
8	11	Ruiz Matias (OH)	CHI	9	12	29	50	0.45
9	6	Sandoval Rodrigo (OH)	ESA	6	12	31	49	0.40
10	8	Stapleton Andriy (OP)	BAR	7	20	39	66	0.33
Total Tournament				219	1,002	1,461	2,682	3.59



Best Setters

Rk	No	Name	Team	Running Sets	Faults	Still Sets	Total Attempts	Avg. by set
1	7	Silva Pedro (S)	BRA	205	5	136	346	12.06
2	4	Muñoz Alexis (S)	MEX	127	4	122	253	10.58
3	13	Rodríguez Carlos (OP)	ESA	130	4	129	263	8.67
4	3	Kindem Soren Peter Dion (S)	USA	171	3	151	325	8.55
5	16	Doughy Paul (S)	BAR	178	11	220	409	8.48
6	19	Banda Matias (S)	CHI	168	3	210	381	8.40
7	1	Chancy Gabriel (S)	CAN	111	4	118	233	6.53
8	10	Keturakis Byron (S)	CAN	41	1	55	97	2.41
9	5	Franciskovic Jennings (S)	USA	48	2	55	105	2.40
10	8	Vargas Cristian (S)	ESA	24	-	25	49	1.60
Total Tournament				1,269	59	1,635	2,963	20.80



Best Receivers

Limit: 25.00%


Rk	No	Name	Team	Excellents	Faults	Serve Receptions	Total Attempts	Eff. %
1	4	Carvalho Filho Rogério	BRA	43	2	36	81	50.62
2	8	Richards Andrew	CAN	39	1	42	82	46.34
3	2	Boehle Hayden	USA	48	3	47	98	45.92
4	16	Kavalkievicz Gabriel (OH)	BRA	25	2	42	69	33.33
5	15	Castillo Sebastian	CHI	39	5	62	106	32.08
6	2	Koppers Brandon (OH)	CAN	37	10	53	100	27.00
7	4	Packer Stephen	BAR	33	6	71	110	24.55
8	9	Bonacic Dusan (OH)	CHI	37	10	75	122	22.13
9	5	Estrella Jaime	MEX	22	4	59	85	21.18
10	17	Goodridge Jabarry (OH)	BAR	29	5	90	124	19.35
Total Tournament				631	136	1,389	2,156	22.96





P-5 VOLLEYBALL • Players ranking by skills

2015 U21 Mens Panamerican Cup



Best Liberos

Rk	No	Name	Team	Excellents	Faults	In play	Total attempts	Avg. by set
1	4	Carvalho Filho Rogério	BRA	60	22	92	174	3.53
2	8	Richards Andrew	CAN	58	16	91	165	3.41
3	2	Boehle Hayden	USA	68	15	110	193	3.40
4	15	Castillo Sebastian	CHI	52	24	109	185	2.60
5	5	Estrella Jaime	MEX	28	25	90	143	2.33
6	4	Packer Stephen	BAR	44	34	124	202	2.10
7	9	Carranza Luis	ESA	19	18	116	153	1.27
8	9	Riopel Olivier	CAN					



P-6 VOLLEYBALL • Teams ranking by skills

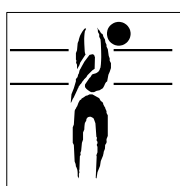
2015 U21 Mens Panamerican Cup



Best Spikers

Limit: 15.00%

Rk	Team	Spikes	Faults	Shots	Total Attempts	Succ. %
1	USA UNITED STATES	247	73	211	531	46.52
2	BRA BRAZIL	184	40	185	409	44.99
3	CAN CANADA	183	77	156	416	43.99
4	CHI CHILE	200	73	231	504	39.68
5	MEX MEXICO	103	53	159	315	32.70
6	BAR BARBADOS	177	102	263	542	32.66
7	ESA EL SALVADOR	95	66	217	378	25.13
Total Tournament		1,189	484	1,422	3,095	38.42



Best Blockers

Rk	Team	Kill Blocks	Faults	Rebounds	Total Attempts	Avg. by set
1	CHI CHILE	58	70	96	224	2.90
2	BAR BARBADOS	60	77	119	256	2.86
3	BRA BRAZIL	48	59	91	198	2.82
4	USA UNITED STATES	53	80	115	248	2.65
5	CAN CANADA	42	63	75	180	2.47
6	ESA EL SALVADOR	32	61	68	161	2.13
7	MEX MEXICO	14	44	47	105	1.17
Total Tournament		307	454	611	1,372	5.03



Best Servers


Rk	Team	Aces	Faults	Serve Hits	Total Attempts	Avg. by set
1	BRA BRAZIL	31	52	320	403	1.82
2	CAN CANADA	22	62	287	371	1.29
3	MEX MEXICO	14	50	180	244	1.17
4	CHI CHILE	21	68	339	428	1.05
5	USA UNITED STATES	20	67	375	462	1.00
5	BAR BARBADOS	21	60	317	398	1.00
7	ESA EL SALVADOR	3	36	222	261	0.20
Total Tournament		132	395	2,040	2,567	2.16






P-6 VOLLEYBALL • Teams ranking by skills

2015 U21 Mens Panamerican Cup




Best Diggers

Rk	Team	Digs	Faults	Receptions	Total Attempts	Avg. by set
1	CAN CANADA	38	118	181	337	2.24
2	BRA BRAZIL	37	116	194	347	2.18
3	USA UNITED STATES	42	145	234	421	2.10
4	BAR BARBADOS	35	185	273	493	1.67
5	CHI CHILE	33	163	239	435	1.65
6	ESA EL SALVADOR	20	158	203	381	1.33
7	MEX MEXICO	14	117	137	268	1.17
Total Tournament		219	1,002	1,461	2,682	3.59



Best Setters

Rk	Team	Running Sets	Faults	Still Sets	Total Attempts	Avg. by set
1	BRA BRAZIL	217	5	183	405	12.76
2	ESA EL SALVADOR	169	9	195	373	11.27
3	USA UNITED STATES	224	10	271	505	11.20
4	MEX MEXICO	134	6	173	313	11.17
5	CAN CANADA	156	8	222	386	9.18
6	CHI CHILE	180	6	290	476	9.00
6	BAR BARBADOS	189	15	301	505	9.00
Total Tournament		1,269	59	1,635	2,963	20.80



Best Receivers

Limit: 25.00%

Rk	Team	Excellents	Faults	Serve Receptions	Total Attempts	Eff. %
1	BRA BRAZIL	99	11	143	253	34.78
2	CAN CANADA	105	19	174	298	28.86
3	USA UNITED STATES	102	16	219	337	25.52
4	CHI CHILE	112	25	208	345	25.22
5	MEX MEXICO	62	13	155	230	21.30
6	BAR BARBADOS	88	28	284	400	15.00
7	ESA EL SALVADOR	63	24	206	293	13.31
Total Tournament		631	136	1,389	2,156	22.96





Brazil's Lucas Madaloz selected the U21 Pan American Cup's MVP



GATINEAU, Canada, June 28, 2015 – Brazil's Lucas Madaloz was selected the Most Valuable Player (MVP) of the U21 Men's Pan American Cup, won by his team on Sunday at the Centre Sportif de Gatineau.

The winners of the other individual awards were the following:

Best spiker: **Brandon Koppers (Canada)**

Best blocker: **Gabriel Araya (Chile)**

Best server: **Rodrigo Leao (Brazil)**

Best opposite: **Andry Stapleton (Barbados)**

Best digger: **Andrew Richards (Canada)**

Best setter: **Pedro Silva (Brazil)**

Best receiver: **Rogério Carvalho (Brazil)**

Best libero: **Rogério Carvalho (Brazil)**

Best scorer: **Jabarry Goodridge (Barbados)**



Brazil lifts Men's U21 Pan American Cup trophy after 3-0 win over the USA



GATINEAU, Canada, June 28, 2015 – Brazil has clinched the U21 Men's Pan American Cup title on Sunday after posting a convincing win over the USA in three sets (25-22, 25-23, 25-17) at the Centre Sportif de Gatineau.

Both teams, already qualified for the World Championships this September in Mexico, played a rematch of the preliminary duel earlier in the tournament. Brazil had won 3-1.

Showing a consistent level in the first set, Brazil took the lead from the start and kept a narrow margin 16-13 at the second technical timeout. Despite the US pressure, the South American squad went on to take the first set 25-22.

In the second set, the Brazilians continued to show a solid game from the start, building a 16-10 lead at the second technical timeout. Despite a late reaction from the Americans, Brazil kept their composure to win 25-23.



The match stayed very even in the third set, with Brazil leading 16-14. Rodrigo Leao, Lucas Madaloz and Gabriel Kavalkievicz kept the pressure from the serve and the attack. The USA could not respond and Brazil cruised to a 25-17 victory to claim the continental title.

Lucas Madaloz, selected the Most Valuable Player (MVP) of the tournament, and Gabriel Kavalkievicz led the Brazilian attack with 13 points each, followed by Nicolas Santos (10) and Rodrigo Leao (9). Brenden Sander was again the leading scorer for the USA with 11 points.

Fernando Kreling, captain of Brazil: "We had a great tournament. In the 5 matches we had here, we increased our team spirit. In the final, we executed what we planned. We kept our focus and our level of play from start to finish. We have and will have several friendly matches in preparation for the World Championships. But winning an international tournament gives us extra motivation. We will continue our preparation to arrive in top shape for the World Championships."

Leonardo Seix, head coach of Brazil: "We left our best game of the tournament for the final. After losing the third set against Chile, we felt we could have played better. We kept a consistent level of play throughout the match. The score may indicate we had an easy match, but it was a difficult one. The USA played very consistently in the first and the second sets. Our players deserve all the credit as they knew how to play them. This is a good start of our preparation for the World Championships. We will resume our preparation on July 4 and will play many friendly matches in Europe and at home before heading to Mexico. I believe many of our players here will be part of the new Brazilian team after the 2016 Olympic Games."

John Hatch, captain of the United States: "We were excited coming to the final, but we could not score key points when we needed to. We are happy how we played throughout the tournament. Hopefully we will do some work this summer and be ready for the Worlds."

Dan Friend, the head coach of the USA: "Brazil was exceptional. They played even better than when we played them the other night. They were really good in first ball contact and in the serve they kept the pressure on us. We looked a little tired. Against Canada yesterday, we played an emotional game after losing last year. We were close in the first two sets, but just couldn't find a way to break through. Credit to Brazil for keeping that pressure on us. I am really proud of my guys. They have really grown over the past 18 days and I think we put ourselves in a good place going into the World Championships. The guys will have some down time and we will bring them back a little before the Worlds. That's how we work."



All three medallists –Canada cinched bronze- will play the World Championships in Mexico later in September.

Canada wins U21 Men's Pan Am Cup bronze after another thrilling 3-2 victory over Chile



GATINEAU, Canada, June 28, 2015 – Canada clinched the bronze medal of the U21 Men's Pan Am Cup final after another thrilling 3-2 (25-23, 19-25, 20-25, 25-16 and 15-11) victory over Chile on Sunday at the Centre Sportif de Gatineau.

In another rematch from the preliminary round, won by Canada 3-2, the host team got off to a good start by taking a close first set 25-23. Chile bounced back to even the match 25-19. The South American squad took advantage of a slow start by their rivals and built a comfortable lead at both technical timeouts 8-2 and 16-6. With the score 11-22, Canada picked up their game and closed in 19-23, but captain Dusan Bonacic secured the 25-20 win for Chile with two solid attacks.



Canada continue to add pressure on their South American rivals and that pay dividends in the first part of the fourth match. After leading 8-2 at the first technical timeout, Canada moved ahead 16-9. Chile never managed to reduce the gap as Canada went on to level the score with a 25-16 victory.

In the tie-breaker, Martias Ruiz's attack and an effective blocking gave Chile an early 4-1 lead, but Ryan Nickifor and Arthur Szwarc put Canada back in contention with five consecutive points and led halfway 8-6. Nickifor's and Brandon Koppers' lethal attacks and strong serve from Szwarc found no response from Chile and Canada went on to take the tie-break 15-11 to secure the bronze medal.

Koppers led the Canadian attack with 19 points, followed by captain Ryan Nickifor (13) and Arran Chambers (11). Dusan Bonacic was the top scorer for Chile with 17 points. Simón Guerra (13), Gianluca Boreli (12) and Gabriel Araya (11) also produced double digits.

Ryan Nickifor, captain of Canada: "We're obviously happy to get the win, I think it was a very up and down performance from us though so I think we have to solidify our momentum swings. When we play our game and we play with energy, we play really well and we showed that in a few sets but when we play without that energy and keep making mistakes we compound errors that get us down into holes that we can't dig ourselves out of. Moving forward, having more consistent energy on the court is going to be really important. We leave for Korea (World University Games) tomorrow morning and everyone's really excited to get going, there's going to be some really good teams there, some strong competition to get us ready for the Worlds (Championships) so we're looking forward to the rest of the summer."

John Barrett, head coach of Canada: "I'm very happy with the outcome but also with the performance, fighting back from a very low level of play that we showed at one point in the match. We didn't execute, we tried a lot of combinations, but we found the heart and the head to be able to fight our way back. The players executed what we asked them to execute by showing a lot of heart. We grabbed the victory which we're very, very happy for."

Dusan Bonacic, captain of Chile: "I would like to congratulate Canada. They play great volleyball. They put pressure on us in every set. We did not fulfill our goal of winning a medal and we will continue working to reduce the gap between North and South America. We know we are playing at a good level, but we need to take it to the next level. I am proud of our progress, but there is still a long road. For many of us, our next goal will be the South American Championships at home."

Daniel Nejamkin, coach of Chile: "We played well. Some details allowed Canada to take the win. We are happy with our work and we will have more opportunities to show that we



can play world class volleyball like Brazil and Canada. Our next goals will be the South American championships at home and the South American Olympic qualifier.”

Barbados beats El Salvador 3-1 to finish sixth at U21 Men’s Pan American Cup in Gatineau



GATINEAU, Canada, June 28, 2015 – Barbados beat El Salvador 3-1 (25-11, 25-15, 21-25 and 25-18) on Sunday to finish sixth at the U21 Men’s Pan American Cup at the Centre Sportif de Gatineau.

In the rematch of their duel in the preliminary round, the Caribbean squad dominated their Central American rivals in attacks (46-24) and serving aces (12-1).

Andriy Stapleton and Jabarry Goodridge contributed to the victory with 20 points each. Goodridge finished the tournament with 85 points. Captain Ammuniki Wood and Ahkeem Mayers added 11 and 10, respectively. Captain Samuel Valdez was the top scorer



for El Salvador with 9 points. He was supported by Manuel Platero (8) and Carlos Rodríguez (7)

Ammuniki Wood, captain of Barbados: “I think we showed a bit of what we really can do. I feel a little bit sorry that we didn’t show it throughout the whole tournament but overall it was a very good game. I’m proud of the guys that we showed what we can do a bit. I’ve had a great time here this week. People are really nice in Canada. Wherever we went people were talking to us and were being very friendly and that’s what we love about here.”

John Stuart, head coach of Barbados: “We played a lot better there and were a bit more consistent. Our passing was better, our blocking was better and our serving was also better. I still feel that we made a couple of errors we shouldn’t have made. I’m glad the guys got the experience for upcoming tournaments. It was a great experience coming to this tournament and participating. You can’t want anything better than that.”

Samuel Valdez, captain of El Salvador: “We started really slow. Our passing and setting were not good. When they worked, we were not as effective in the attack as we would have wished. We got into our rhythm in the third set, but again made many mistakes in the fourth and that cost us the match.”

Ricardo Rivera, head coach of El Salvador: “First of all, congratulations to Barbados. They hit us hard on our weaknesses. We could not keep a consistent level of play and it impacted the final result. We are sad, but that’s how it is in sports. Sometimes you win, sometimes you lose.”