

Match: 10 Date: 14/07/2023 Spectators: 100
 City: Habana
 Hall: Ciudad Deportiva
 Match duration: Start: 10:00 End: 11:20 Total: 1:20

Teams	Sets	1	2	3	4	5	Total
PER	3	25	25	25			75
CHI	0	12	14	20			46
Duration:		0:20	0:23	0:29			1:12


PER • Peru


		Rk	No	Name	Pos.	Attacks	Faults	Shots	Total Attempts	Succ. %		
Attack Limit: 15.00%		1	2	Blanco Sebastian	OH	16	4	6	26	61.54		
		2	10	Despaigne Leonel	OH	10	2	9	21	47.62		
		3	18	Chicoma Flores Gerardo	S	5	1	5	11	45.45		
		-	1	Vertiz Salgado Edgar	OH	0	0	0	0			
		-	3	La Jara Santiago	MB	3	1	4	8			
		-	6	La Torre Uesugui Hiroshi	S	2	0	0	2			
		-	7	Gushiken Tsukida Adrian	S	0	0	0	0			
		-	11	Bustamante Marcelo	S	0	0	0	0			
		-	12	Porras Balcazar Piero Alonso	OH	0	0	0	0			
		-	19	Lujan Flores Andrew	OP	2	1	1	4			
		-	21	Ñiquen León Luis Sebastian	MB	0	0	1	1			
		-	25	Moron Flores Jassir Antonio	L	0	0	0	0			
		Total Team						38	9	26	73	52.05


		Rk	No	Name	Pos.	Kill Blocks	Faults	Rebounds	Total Attempts	Avg. by set		
Block		1	2	Blanco Sebastian	OH	2	2	0	4	0.67		
		3	La Jara Santiago	MB	2	2	5	9	0.67			
		4	19	Lujan Flores Andrew	OP	2	6	3	11	0.67		
		10	Despaigne Leonel	OH	1	3	1	5	0.33			
		18	Chicoma Flores Gerardo	S	1	0	0	1	0.33			
		-	1	Vertiz Salgado Edgar	OH	0	0	0	0			
		-	6	La Torre Uesugui Hiroshi	S	0	0	2	2			
		-	7	Gushiken Tsukida Adrian	S	0	0	0	0			
		-	11	Bustamante Marcelo	S	0	3	0	3			
		-	12	Porras Balcazar Piero Alonso	OH	0	0	0	0			
		-	21	Ñiquen León Luis Sebastian	MB	0	0	0	0			
		-	25	Moron Flores Jassir Antonio	L	0	0	0	0			
		Total Team						8	16	11	35	2.67

		Rk	No	Name	Pos.	Aces	Faults	Serve Hits	Total Attempts	Avg. by set		
Serve		1	10	Despaigne Leonel	OH	5	1	6	12	1.67		
		2	2	Blanco Sebastian	OH	1	0	10	11	0.33		
		3	La Jara Santiago	MB	1	0	7	8	0.33			
		18	Chicoma Flores Gerardo	S	1	1	13	15	0.33			
		19	Lujan Flores Andrew	OP	1	0	10	11	0.33			
		-	1	Vertiz Salgado Edgar	OH	0	0	3	3			
		-	6	La Torre Uesugui Hiroshi	S	0	0	14	14			
		-	7	Gushiken Tsukida Adrian	S	0	0	0	0			
		-	11	Bustamante Marcelo	S	0	0	1	1			
		-	12	Porras Balcazar Piero Alonso	OH	0	0	0	0			
		-	21	Ñiquen León Luis Sebastian	MB	0	0	0	0			
		-	25	Moron Flores Jassir Antonio	L	0	0	0	0			
		Total Team						9	2	64	75	3.00

Team	Total Team	Attacks	Faults	Shots	Total Attempts
	Total Team	21	9		30

 Dig	Rk	No	Name	Pos.	Digs	Faults	Receptions	Total Attempts	Avg. by set
	1	25	Moron Flores Jassir Antonio	L	7	2	1	10	2.33
2	3	La Jara Santiago	MB	4	1	0	5	1.33	
	6	La Torre Uesugui Hiroshi	S	4	1	1	6	1.33	
	10	Despaigne Leonel	OH	4	1	2	7	1.33	
5	2	Blanco Sebastian	OH	3	1	2	6	1.00	
6	18	Chicoma Flores Gerardo	S	2	1	2	5	0.67	
7	11	Bustamante Marcelo	S	1	0	0	1	0.33	
	19	Lujan Flores Andrew	OP	1	0	1	2	0.33	
-	1	Vertiz Salgado Edgar	OH	0	0	0	0		
-	7	Gushiken Tsukida Adrian	S	0	0	0	0		
-	12	Porras Balcazar Piero Alonso	OH	0	0	0	0		
-	21	Ñiquen León Luis Sebastian	MB	0	0	0	0		
Total Team					26	7	9	42	8.67


 Set	Rk	No	Name	Pos.	Running Sets	Faults	Still Sets	Total Attempts	Avg. by set
	1	6	La Torre Uesugui Hiroshi	S	3	1	42	46	1.00
-	1	Vertiz Salgado Edgar	OH	0	0	0	0		
-	2	Blanco Sebastian	OH	0	0	1	1		
-	3	La Jara Santiago	MB	0	0	0	0		
-	7	Gushiken Tsukida Adrian	S	0	0	0	0		
-	10	Despaigne Leonel	OH	0	0	0	0		
-	11	Bustamante Marcelo	S	0	0	11	11		
-	12	Porras Balcazar Piero Alonso	OH	0	0	0	0		
-	18	Chicoma Flores Gerardo	S	0	0	0	0		
-	19	Lujan Flores Andrew	OP	0	0	0	0		
-	21	Ñiquen León Luis Sebastian	MB	0	0	0	0		
-	25	Moron Flores Jassir Antonio	L	0	0	2	2		
Total Team					3	1	56	60	1.00


 Reception	Rk	No	Name	Pos.	Excellents	Faults	Serve Receptions	Total Attempts	Eff. %
	1	10	Despaigne Leonel	OH	10	0	2	12	83.33
2	25	Moron Flores Jassir Antonio	L	7	0	2	9	77.78	
3	2	Blanco Sebastian	OH	12	2	1	15	66.67	
-	1	Vertiz Salgado Edgar	OH	0	0	0	0		
-	3	La Jara Santiago	MB	0	0	0	0		
-	6	La Torre Uesugui Hiroshi	S	0	0	1	1		
-	7	Gushiken Tsukida Adrian	S	0	0	0	0		
-	11	Bustamante Marcelo	S	0	0	0	0		
-	12	Porras Balcazar Piero Alonso	OH	0	0	0	0		
-	18	Chicoma Flores Gerardo	S	0	0	0	0		
-	19	Lujan Flores Andrew	OP	0	0	0	0		
-	21	Ñiquen León Luis Sebastian	MB	0	0	0	0		
Total Team					29	2	6	37	72.97


Limit: 20.00%




CHI • Chile


 Attack Limit: 15.00%	Rk	No	Name	Pos.	Attacks	Faults	Shots	Total Attempts	Succ. %	
	1	21	Fuentes Rafael	OH	11	2	7	20	55.00	
	2	5	Valenzuela Felipe	OH	9	3	10	22	40.91	
	3	7	Gei Ian	OP	9	8	6	23	39.13	
	-	1	Matus Francisco	S	0	0	1	1		
	-	2	Espinoza Juan Pablo	S	0	0	1	1		
	-	6	Ruiz Josue	OH	0	1	5	6		
	-	8	Daniel Carreño	OP	2	3	1	6		
	-	9	Rafaeli Goran	MB	0	0	0	0		
	-	11	Villarroel Esteban	MB	0	0	4	4		
	-	13	Quidel Mansilla Juan Jose Antonio	L	0	0	0	0		
	-	14	Urta Guillermo	MB	1	3	2	6		
	-	15	San Martin Juan Jose	OH	0	1	0	1		
	Total Team					32	21	37	90	35.56


 Block	Rk	No	Name	Pos.	Kill Blocks	Faults	Rebounds	Total Attempts	Avg. by set	
	1	14	Urta Guillermo	MB	2	2	2	6	0.67	
	2	1	Matus Francisco	S	1	1	0	2	0.33	
		21	Fuentes Rafael	OH	1	1	1	3	0.33	
	-	2	Espinoza Juan Pablo	S	0	0	0	0		
	-	5	Valenzuela Felipe	OH	0	2	0	2		
	-	6	Ruiz Josue	OH	0	1	0	1		
	-	7	Gei Ian	OP	0	2	0	2		
	-	8	Daniel Carreño	OP	0	0	0	0		
	-	9	Rafaeli Goran	MB	0	5	1	6		
	-	11	Villarroel Esteban	MB	0	1	1	2		
	-	13	Quidel Mansilla Juan Jose Antonio	L	0	0	0	0		
	-	15	San Martin Juan Jose	OH	0	0	0	0		
	Total Team					4	15	5	24	1.33

 Serve	Rk	No	Name	Pos.	Aces	Faults	Serve Hits	Total Attempts	Avg. by set	
	1	7	Gei Ian	OP	1	3	4	8	0.33	
		14	Urta Guillermo	MB	1	2	6	9	0.33	
	-	1	Matus Francisco	S	0	1	1	2		
	-	2	Espinoza Juan Pablo	S	0	1	2	3		
	-	5	Valenzuela Felipe	OH	0	0	8	8		
	-	6	Ruiz Josue	OH	0	0	1	1		
	-	8	Daniel Carreño	OP	0	1	0	1		
	-	9	Rafaeli Goran	MB	0	0	3	3		
	-	11	Villarroel Esteban	MB	0	0	5	5		
	-	13	Quidel Mansilla Juan Jose Antonio	L	0	0	0	0		
	-	15	San Martin Juan Jose	OH	0	0	0	0		
	-	21	Fuentes Rafael	OH	0	1	5	6		
	Total Team					2	9	35	46	0.67

Team	Total Team	8	14		22	
------	------------	---	----	--	----	--

	Rk	No	Name	Pos.	Digs	Faults	Receptions	Total Attempts	Avg. by set
	Dig	1	21	Fuentes Rafael	OH	8	2	3	13
	2	5	Valenzuela Felipe	OH	3	1	1	5	1.00
		7	Gei Ian	OP	3	1	0	4	1.00
		13	Quidel Mansilla Juan Jose Antonio	L	3	2	0	5	1.00
	5	2	Espinoza Juan Pablo	S	1	1	3	5	0.33
		8	Daniel Carreño	OP	1	1	0	2	0.33
		11	Villarroel Esteban	MB	1	0	0	1	0.33
		14	Urra Guillermo	MB	1	0	1	2	0.33
	-	1	Matus Francisco	S	0	1	2	3	
	-	6	Ruiz Josue	OH	0	0	1	1	
	-	9	Rafaeli Goran	MB	0	0	1	1	
	-	15	San Martin Juan Jose	OH	0	0	0	0	
Total Team					21	9	12	42	7.00

	Rk	No	Name	Pos.	Running Sets	Faults	Still Sets	Total Attempts	Avg. by set
	Set	1	2	Espinoza Juan Pablo	S	1	0	29	30
	-	1	Matus Francisco	S	0	0	58	58	
	-	5	Valenzuela Felipe	OH	0	0	0	0	
	-	6	Ruiz Josue	OH	0	0	0	0	
	-	7	Gei Ian	OP	0	0	0	0	
	-	8	Daniel Carreño	OP	0	0	0	0	
	-	9	Rafaeli Goran	MB	0	0	0	0	
	-	11	Villarroel Esteban	MB	0	0	0	0	
	-	13	Quidel Mansilla Juan Jose Antonio	L	0	0	0	0	
	-	14	Urra Guillermo	MB	0	0	0	0	
	-	15	San Martin Juan Jose	OH	0	0	0	0	
	-	21	Fuentes Rafael	OH	0	0	1	1	
Total Team					1	0	88	89	0.33

	Rk	No	Name	Pos.	Excellents	Faults	Serve Receptions	Total Attempts	Eff. %
	Reception	1	5	Valenzuela Felipe	OH	9	0	9	18
	2	13	Quidel Mansilla Juan Jose Antonio	L	11	5	10	26	23.08
	-	1	Matus Francisco	S	0	0	0	0	
	-	2	Espinoza Juan Pablo	S	0	0	0	0	
	-	6	Ruiz Josue	OH	6	2	5	13	
	-	7	Gei Ian	OP	0	1	0	1	
	-	8	Daniel Carreño	OP	0	0	0	0	
	-	9	Rafaeli Goran	MB	0	0	0	0	
	-	11	Villarroel Esteban	MB	0	0	0	0	
	-	14	Urra Guillermo	MB	0	0	1	1	
	-	15	San Martin Juan Jose	OH	0	0	0	0	
	-	21	Fuentes Rafael	OH	10	1	2	13	
Total Team					36	9	27	72	37.50

Limit: 20.00%