


Match: 3 **Date:** 13/03/2023 **Spectators:** 800
City: Guatemala City
Hall: Domo Deportivo Zona 13
Match duration: **Start:** 18:00 **End:** 19:57 **Total:** 1:44

| Teams | Sets | 1 | 2 | 3 | 4 | 5 | Total |
|------------------|------|----|----|----|----|---|-------|
| PUR | 3 | 21 | 25 | 25 | 25 | | 96 |
| NCA | 1 | 25 | 19 | 16 | 20 | | 80 |
| Duration: | | | | | | | |



PUR • Puerto Rico



Attack

Limit: 15.00%

| Rk | No | Name | Pos. | Attacks | Faults | Shots | Total Attempts | Succ. % |
|-------------------|----|----------------------------------|------|---------|--------|-------|----------------|---------|
| 1 | 2 | Velazquez Sierra Dylan | OP | 17 | 4 | 10 | 31 | 54.84 |
| 2 | 7 | Torres Bernard Victor Alfonso | OH | 12 | 2 | 10 | 24 | 50.00 |
| 3 | 16 | Roark De La Torre Franco Ignacio | OH | 11 | 4 | 11 | 26 | 42.31 |
| - | 1 | Sanchez Sebastian Alejandro | OH | 0 | 0 | 0 | 0 | |
| - | 4 | Henwood Rodriguez Daniel Timothy | S | 1 | 0 | 0 | 1 | |
| - | 12 | Rosado Pineda Ramon Andres | MB | 5 | 1 | 7 | 13 | |
| - | 13 | Figueroa Torrens Janluar | MB | 5 | 3 | 3 | 11 | |
| - | 14 | Rivera George Lorenzo Antonio | OP | 0 | 0 | 0 | 0 | |
| - | 15 | Rodriguez Gonzalez Jose Carlos | MB | 0 | 0 | 0 | 0 | |
| - | 17 | Gonzalez Vazquez Jean Paul | OH | 0 | 0 | 0 | 0 | |
| - | 18 | Ortiz Diaz Ricardo Abdiel | L | 0 | 0 | 0 | 0 | |
| - | 19 | Rios Sabater Roberto Enrique | S | 0 | 0 | 0 | 0 | |
| Total Team | | | | 51 | 14 | 41 | 106 | 48.11 |



Block

| Rk | No | Name | Pos. | Kill Blocks | Faults | Rebounds | Total Attempts | Avg. by set |
|-------------------|----|----------------------------------|------|-------------|--------|----------|----------------|-------------|
| 1 | 2 | Velazquez Sierra Dylan | OP | 3 | 3 | 4 | 10 | 0.75 |
| 2 | 7 | Torres Bernard Victor Alfonso | OH | 2 | 4 | 1 | 7 | 0.50 |
| | 12 | Rosado Pineda Ramon Andres | MB | 2 | 5 | 4 | 11 | 0.50 |
| | 16 | Roark De La Torre Franco Ignacio | OH | 2 | 2 | 3 | 7 | 0.50 |
| 5 | 13 | Figueroa Torrens Janluar | MB | 1 | 4 | 7 | 12 | 0.25 |
| - | 1 | Sanchez Sebastian Alejandro | OH | 0 | 0 | 0 | 0 | |
| - | 4 | Henwood Rodriguez Daniel Timothy | S | 0 | 7 | 1 | 8 | |
| - | 14 | Rivera George Lorenzo Antonio | OP | 0 | 0 | 0 | 0 | |
| - | 15 | Rodriguez Gonzalez Jose Carlos | MB | 0 | 0 | 0 | 0 | |
| - | 17 | Gonzalez Vazquez Jean Paul | OH | 0 | 0 | 0 | 0 | |
| - | 18 | Ortiz Diaz Ricardo Abdiel | L | 0 | 0 | 0 | 0 | |
| - | 19 | Rios Sabater Roberto Enrique | S | 0 | 0 | 0 | 0 | |
| Total Team | | | | 10 | 25 | 20 | 55 | 2.50 |



Serve

| Rk | No | Name | Pos. | Aces | Faults | Serve Hits | Total Attempts | Avg. by set |
|-------------------|----|----------------------------------|------|------|--------|------------|----------------|-------------|
| 1 | 16 | Roark De La Torre Franco Ignacio | OH | 4 | 2 | 18 | 24 | 1.00 |
| 2 | 12 | Rosado Pineda Ramon Andres | MB | 1 | 1 | 12 | 14 | 0.25 |
| - | 1 | Sanchez Sebastian Alejandro | OH | 0 | 0 | 0 | 0 | |
| - | 2 | Velazquez Sierra Dylan | OP | 0 | 3 | 10 | 13 | |
| - | 4 | Henwood Rodriguez Daniel Timothy | S | 0 | 3 | 18 | 21 | |
| - | 7 | Torres Bernard Victor Alfonso | OH | 0 | 3 | 8 | 11 | |
| - | 13 | Figueroa Torrens Janluar | MB | 0 | 0 | 11 | 11 | |
| - | 14 | Rivera George Lorenzo Antonio | OP | 0 | 0 | 0 | 0 | |
| - | 15 | Rodriguez Gonzalez Jose Carlos | MB | 0 | 0 | 0 | 0 | |
| - | 17 | Gonzalez Vazquez Jean Paul | OH | 0 | 0 | 1 | 1 | |
| - | 18 | Ortiz Diaz Ricardo Abdiel | L | 0 | 0 | 0 | 0 | |
| - | 19 | Rios Sabater Roberto Enrique | S | 0 | 0 | 0 | 0 | |
| Total Team | | | | 5 | 12 | 78 | 95 | 1.25 |

Team


| | | | | | |
|------------|----|---|--|----|--|
| Total Team | 30 | 0 | | 30 | |
|------------|----|---|--|----|--|


MIKASA

MIKASA

MIKASA

|  Dig | Rk | No | Name | Pos. | Digs | Faults | Receptions | Total Attempts | Avg. by set |
|--|----|----------------------------------|----------------------------------|------|------|--------|------------|----------------|-------------|
| | 1 | 2 | Velazquez Sierra Dylan | OP | 2 | 3 | 6 | 11 | 0.50 |
| | 2 | 7 | Torres Bernard Victor Alfonso | OH | 1 | 4 | 6 | 11 | 0.25 |
| | | 12 | Rosado Pineda Ramon Andres | MB | 1 | 2 | 3 | 6 | 0.25 |
| | | 18 | Ortiz Diaz Ricardo Abdiel | L | 1 | 3 | 11 | 15 | 0.25 |
| | - | 1 | Sanchez Sebastian Alejandro | OH | 0 | 0 | 0 | 0 | |
| | - | 4 | Henwood Rodriguez Daniel Timothy | S | 0 | 4 | 9 | 13 | |
| | - | 13 | Figueroa Torrens Janluar | MB | 0 | 0 | 3 | 3 | |
| | - | 14 | Rivera George Lorenzo Antonio | OP | 0 | 0 | 0 | 0 | |
| | - | 15 | Rodriguez Gonzalez Jose Carlos | MB | 0 | 0 | 0 | 0 | |
| - | 16 | Roark De La Torre Franco Ignacio | OH | 0 | 8 | 2 | 10 | | |
| - | 17 | Gonzalez Vazquez Jean Paul | OH | 0 | 0 | 0 | 0 | | |
| - | 19 | Rios Sabater Roberto Enrique | S | 0 | 0 | 0 | 0 | | |
| Total Team | | | | | 5 | 24 | 40 | 69 | 1.25 |


|  Set | Rk | No | Name | Pos. | Running Sets | Faults | Still Sets | Total Attempts | Avg. by set |
|--|----|------------------------------|----------------------------------|------|--------------|--------|------------|----------------|-------------|
| | 1 | 4 | Henwood Rodriguez Daniel Timothy | S | 30 | 1 | 58 | 89 | 7.50 |
| | 2 | 16 | Roark De La Torre Franco Ignacio | OH | 1 | 1 | 7 | 9 | 0.25 |
| | - | 1 | Sanchez Sebastian Alejandro | OH | 0 | 0 | 0 | 0 | |
| | - | 2 | Velazquez Sierra Dylan | OP | 0 | 0 | 3 | 3 | |
| | - | 7 | Torres Bernard Victor Alfonso | OH | 0 | 0 | 1 | 1 | |
| | - | 12 | Rosado Pineda Ramon Andres | MB | 0 | 0 | 2 | 2 | |
| | - | 13 | Figueroa Torrens Janluar | MB | 0 | 0 | 0 | 0 | |
| | - | 14 | Rivera George Lorenzo Antonio | OP | 0 | 0 | 0 | 0 | |
| | - | 15 | Rodriguez Gonzalez Jose Carlos | MB | 0 | 0 | 0 | 0 | |
| - | 17 | Gonzalez Vazquez Jean Paul | OH | 0 | 0 | 0 | 0 | | |
| - | 18 | Ortiz Diaz Ricardo Abdiel | L | 0 | 0 | 2 | 2 | | |
| - | 19 | Rios Sabater Roberto Enrique | S | 0 | 0 | 0 | 0 | | |
| Total Team | | | | | 31 | 2 | 73 | 106 | 7.75 |


|  Reception | Rk | No | Name | Pos. | Excellents | Faults | Serve Receptions | Total Attempts | Eff. % |
|--|----|--------------------------------|----------------------------------|------|------------|--------|------------------|----------------|--------|
| | 1 | 16 | Roark De La Torre Franco Ignacio | OH | 7 | 0 | 8 | 15 | 46.67 |
| | 2 | 7 | Torres Bernard Victor Alfonso | OH | 12 | 0 | 14 | 26 | 46.15 |
| | 3 | 18 | Ortiz Diaz Ricardo Abdiel | L | 15 | 2 | 13 | 30 | 43.33 |
| | - | 1 | Sanchez Sebastian Alejandro | OH | 0 | 0 | 0 | 0 | |
| | - | 2 | Velazquez Sierra Dylan | OP | 0 | 0 | 0 | 0 | |
| | - | 4 | Henwood Rodriguez Daniel Timothy | S | 0 | 0 | 0 | 0 | |
| | - | 12 | Rosado Pineda Ramon Andres | MB | 0 | 1 | 0 | 1 | |
| | - | 13 | Figueroa Torrens Janluar | MB | 0 | 0 | 1 | 1 | |
| | - | 14 | Rivera George Lorenzo Antonio | OP | 0 | 0 | 0 | 0 | |
| - | 15 | Rodriguez Gonzalez Jose Carlos | MB | 0 | 0 | 0 | 0 | | |
| - | 17 | Gonzalez Vazquez Jean Paul | OH | 0 | 0 | 0 | 0 | | |
| - | 19 | Rios Sabater Roberto Enrique | S | 0 | 0 | 0 | 0 | | |
| Total Team | | | | | 34 | 3 | 36 | 73 | 42.47 |


Limit: 20.00%



NCA • Nicaragua


|  Attack Limit: 15.00% | Rk | No | Name | Pos. | Attacks | Faults | Shots | Total Attempts | Succ. % | |
|--|-------------------|----|-----------------------------------|------|---------|--------|-------|----------------|---------|-------|
| | 1 | 13 | Solis Martinez Evans Antonio | OH | 15 | 6 | 22 | 43 | 34.88 | |
| | 2 | 12 | Palacios Bermudez Felix Jose | MB | 6 | 8 | 9 | 23 | 26.09 | |
| | - | 2 | Urbina Lopez Edu Alexander | MB | 5 | 4 | 3 | 12 | | |
| | - | 3 | Bermudez Vega Victor Antonio | OP | 4 | 5 | 4 | 13 | | |
| | - | 4 | Peralta Valdez Osmar Antonio | L | 0 | 0 | 0 | 0 | | |
| | - | 6 | Castillo Jimenez Cristhoper Arian | S | 4 | 0 | 4 | 8 | | |
| | - | 8 | Guadamuz Reyes Angelo Moises | MB | 6 | 3 | 4 | 13 | | |
| | - | 10 | Ruiz Arauz Justin Josue | OH | 1 | 1 | 3 | 5 | | |
| | - | 11 | Hernandez Largaespada Jose Rene | OH | 0 | 0 | 0 | 0 | | |
| | - | 14 | Cuarezma Gutierrez Roberto Carlos | OH | 0 | 0 | 0 | 0 | | |
| | - | 15 | Alvarez Sanchez Eliezer Octavio | MB | 0 | 0 | 0 | 0 | | |
| | - | 16 | Rugama Jimenez Wesly Jose | MB | 2 | 0 | 0 | 2 | | |
| | Total Team | | | | | 43 | 27 | 49 | 119 | 36.13 |


|  Block | Rk | No | Name | Pos. | Kill Blocks | Faults | Rebounds | Total Attempts | Avg. by set | |
|--|-------------------|----|-----------------------------------|------|-------------|--------|----------|----------------|-------------|------|
| | 1 | 8 | Guadamuz Reyes Angelo Moises | MB | 2 | 1 | 5 | 8 | 0.50 | |
| | 2 | 3 | Bermudez Vega Victor Antonio | OP | 1 | 0 | 1 | 2 | 0.25 | |
| | | 10 | Ruiz Arauz Justin Josue | OH | 1 | 2 | 3 | 6 | 0.25 | |
| | - | 2 | Urbina Lopez Edu Alexander | MB | 0 | 0 | 0 | 0 | | |
| | - | 4 | Peralta Valdez Osmar Antonio | L | 0 | 0 | 0 | 0 | | |
| | - | 6 | Castillo Jimenez Cristhoper Arian | S | 0 | 2 | 2 | 4 | | |
| | - | 11 | Hernandez Largaespada Jose Rene | OH | 0 | 0 | 0 | 0 | | |
| | - | 12 | Palacios Bermudez Felix Jose | MB | 0 | 2 | 8 | 10 | | |
| | - | 13 | Solis Martinez Evans Antonio | OH | 0 | 2 | 5 | 7 | | |
| | - | 14 | Cuarezma Gutierrez Roberto Carlos | OH | 0 | 0 | 0 | 0 | | |
| | - | 15 | Alvarez Sanchez Eliezer Octavio | MB | 0 | 0 | 0 | 0 | | |
| | - | 16 | Rugama Jimenez Wesly Jose | MB | 0 | 2 | 1 | 3 | | |
| | Total Team | | | | | 4 | 11 | 25 | 40 | 1.00 |

|  Serve | Rk | No | Name | Pos. | Aces | Faults | Serve Hits | Total Attempts | Avg. by set | |
|--|-------------------|----|-----------------------------------|------|------|--------|------------|----------------|-------------|------|
| | 1 | 6 | Castillo Jimenez Cristhoper Arian | S | 1 | 1 | 13 | 15 | 0.25 | |
| | | 14 | Cuarezma Gutierrez Roberto Carlos | OH | 1 | 1 | 0 | 2 | 0.25 | |
| | - | 2 | Urbina Lopez Edu Alexander | MB | 0 | 0 | 4 | 4 | | |
| | - | 3 | Bermudez Vega Victor Antonio | OP | 0 | 0 | 9 | 9 | | |
| | - | 4 | Peralta Valdez Osmar Antonio | L | 0 | 0 | 0 | 0 | | |
| | - | 8 | Guadamuz Reyes Angelo Moises | MB | 0 | 2 | 4 | 6 | | |
| | - | 10 | Ruiz Arauz Justin Josue | OH | 0 | 0 | 9 | 9 | | |
| | - | 11 | Hernandez Largaespada Jose Rene | OH | 0 | 0 | 5 | 5 | | |
| | - | 12 | Palacios Bermudez Felix Jose | MB | 0 | 0 | 15 | 15 | | |
| | - | 13 | Solis Martinez Evans Antonio | OH | 0 | 4 | 10 | 14 | | |
| | - | 15 | Alvarez Sanchez Eliezer Octavio | MB | 0 | 0 | 1 | 1 | | |
| | - | 16 | Rugama Jimenez Wesly Jose | MB | 0 | 0 | 1 | 1 | | |
| | Total Team | | | | | 2 | 8 | 71 | 81 | 0.50 |

| Team | Total Team | 31 | 1 | | 32 |
|------|------------|----|---|--|----|
|------|------------|----|---|--|----|

|  Dig | Rk | No | Name | Pos. | Digs | Faults | Receptions | Total Attempts | Avg. by set |
|---|----|-----------------------------------|------------------------------|------|------|--------|------------|----------------|-------------|
| | 1 | 4 | Peralta Valdez Osmar Antonio | L | 6 | 9 | 17 | 32 | 1.50 |
| 2 | 3 | Bermudez Vega Victor Antonio | OP | 1 | 3 | 2 | 6 | 0.25 | |
| - | 2 | Urbina Lopez Edu Alexander | MB | 0 | 2 | 2 | 4 | | |
| - | 6 | Castillo Jimenez Cristhoper Arian | S | 0 | 14 | 9 | 23 | | |
| - | 8 | Guadamuz Reyes Angelo Moises | MB | 0 | 0 | 2 | 2 | | |
| - | 10 | Ruiz Arauz Justin Josue | OH | 0 | 0 | 2 | 2 | | |
| - | 11 | Hernandez Largaespada Jose Rene | OH | 0 | 2 | 1 | 3 | | |
| - | 12 | Palacios Bermudez Felix Jose | MB | 0 | 6 | 3 | 9 | | |
| - | 13 | Solis Martinez Evans Antonio | OH | 0 | 3 | 5 | 8 | | |
| - | 14 | Cuarezma Gutierrez Roberto Carlos | OH | 0 | 0 | 0 | 0 | | |
| - | 15 | Alvarez Sanchez Eliezer Octavio | MB | 0 | 0 | 1 | 1 | | |
| - | 16 | Rugama Jimenez Wesly Jose | MB | 0 | 1 | 0 | 1 | | |
| Total Team | | | | | 7 | 40 | 44 | 91 | 1.75 |

|  Set | Rk | No | Name | Pos. | Running Sets | Faults | Still Sets | Total Attempts | Avg. by set |
|---|----|-----------------------------------|-----------------------------------|------|--------------|--------|------------|----------------|-------------|
| | 1 | 6 | Castillo Jimenez Cristhoper Arian | S | 18 | 2 | 72 | 92 | 4.50 |
| - | 2 | Urbina Lopez Edu Alexander | MB | 0 | 0 | 1 | 1 | | |
| - | 3 | Bermudez Vega Victor Antonio | OP | 0 | 0 | 1 | 1 | | |
| - | 4 | Peralta Valdez Osmar Antonio | L | 0 | 0 | 5 | 5 | | |
| - | 8 | Guadamuz Reyes Angelo Moises | MB | 0 | 0 | 0 | 0 | | |
| - | 10 | Ruiz Arauz Justin Josue | OH | 0 | 1 | 2 | 3 | | |
| - | 11 | Hernandez Largaespada Jose Rene | OH | 0 | 0 | 3 | 3 | | |
| - | 12 | Palacios Bermudez Felix Jose | MB | 0 | 0 | 3 | 3 | | |
| - | 13 | Solis Martinez Evans Antonio | OH | 0 | 1 | 1 | 2 | | |
| - | 14 | Cuarezma Gutierrez Roberto Carlos | OH | 0 | 0 | 0 | 0 | | |
| - | 15 | Alvarez Sanchez Eliezer Octavio | MB | 0 | 0 | 1 | 1 | | |
| - | 16 | Rugama Jimenez Wesly Jose | MB | 0 | 0 | 0 | 0 | | |
| Total Team | | | | | 18 | 4 | 89 | 111 | 4.50 |

|  Reception Limit: 20.00% | Rk | No | Name | Pos. | Excellents | Faults | Serve Receptions | Total Attempts | Eff. % |
|--|----|-----------------------------------|------------------------------|------|------------|--------|------------------|----------------|--------|
| | 1 | 4 | Peralta Valdez Osmar Antonio | L | 18 | 1 | 11 | 30 | 56.67 |
| - | 2 | Urbina Lopez Edu Alexander | MB | 0 | 1 | 12 | 13 | | |
| - | 3 | Bermudez Vega Victor Antonio | OP | 8 | 2 | 6 | 16 | | |
| - | 6 | Castillo Jimenez Cristhoper Arian | S | 0 | 0 | 1 | 1 | | |
| - | 8 | Guadamuz Reyes Angelo Moises | MB | 0 | 0 | 0 | 0 | | |
| - | 10 | Ruiz Arauz Justin Josue | OH | 0 | 0 | 0 | 0 | | |
| - | 11 | Hernandez Largaespada Jose Rene | OH | 1 | 0 | 2 | 3 | | |
| - | 12 | Palacios Bermudez Felix Jose | MB | 3 | 0 | 3 | 6 | | |
| - | 13 | Solis Martinez Evans Antonio | OH | 3 | 1 | 10 | 14 | | |
| - | 14 | Cuarezma Gutierrez Roberto Carlos | OH | 0 | 0 | 0 | 0 | | |
| - | 15 | Alvarez Sanchez Eliezer Octavio | MB | 0 | 0 | 0 | 0 | | |
| - | 16 | Rugama Jimenez Wesly Jose | MB | 0 | 0 | 0 | 0 | | |
| Total Team | | | | | 33 | 5 | 45 | 83 | 33.73 |