





Match: 9 Date: 15/03/2023 Spectators: 150  
 City: Guatemala City  
 Hall: Domo Deportivo Zona 13  
 Match duration: Start: 14:00 End: 15:12 Total: 1:12

Teams	Sets	1	2	3	4	5	Total
CRC	0	18	20	17			55
USA	3	25	25	25			75
Duration:							


 CRC • Costa Rica


		Rk	No	Name	Pos.	Attacks	Faults	Shots	Total Attempts	Succ. %		
Attack  Limit: 15.00%		1	9	Rodriguez Céspedes Keylor Josue	MB	6	3	4	13	46.15		
		2	19	Grant Brown Stanley	OH	11	4	14	29	37.93		
		3	15	Brown Rudolf Yulius Melvin	OP	1	3	9	13	7.69		
		-	1	Vargas Arik Kaan Andres	L	0	0	0	0			
		-	2	Guido Sosa Deykell Alberto	OP	0	0	0	0			
		-	4	González Monge Alejandro	S	0	0	0	0			
		-	5	Córdoba Arias David Nassar	OP	1	0	3	4			
		-	7	Araya Alas Julián	OH	1	5	2	8			
		-	8	Vanega Romero Jeremy Antonio	MB	0	0	3	3			
		-	10	Guido Sosa Deyshawn Kenay	OH	3	0	4	7			
		-	12	Obando Ventura Gabriel	S	0	0	2	2			
		-	14	Wilson Vargas Sheydrian Alexander	MB	0	0	0	0			
		<b>Total Team</b>						23	15	41	79	29.11


		Rk	No	Name	Pos.	Kill Blocks	Faults	Rebounds	Total Attempts	Avg. by set
Block		1	15	Brown Rudolf Yulius Melvin	OP	1	2	2	5	0.33
		-	1	Vargas Arik Kaan Andres	L	0	0	0	0	
		-	2	Guido Sosa Deykell Alberto	OP	0	0	0	0	
		-	4	González Monge Alejandro	S	0	0	0	0	
		-	5	Córdoba Arias David Nassar	OP	0	0	7	7	
		-	7	Araya Alas Julián	OH	0	1	1	2	
		-	8	Vanega Romero Jeremy Antonio	MB	0	2	3	5	
		-	9	Rodriguez Céspedes Keylor Josue	MB	0	2	6	8	
		-	10	Guido Sosa Deyshawn Kenay	OH	0	0	2	2	
		-	12	Obando Ventura Gabriel	S	0	0	1	1	
		-	14	Wilson Vargas Sheydrian Alexander	MB	0	0	0	0	
-	19	Grant Brown Stanley	OH	0	1	0	1			
<b>Total Team</b>						1	8	22	31	0.33

		Rk	No	Name	Pos.	Aces	Faults	Serve Hits	Total Attempts	Avg. by set
Serve		-	1	Vargas Arik Kaan Andres	L	0	0	0	0	
		-	2	Guido Sosa Deykell Alberto	OP	0	0	1	1	
		-	4	González Monge Alejandro	S	0	0	7	7	
		-	5	Córdoba Arias David Nassar	OP	0	2	2	4	
		-	7	Araya Alas Julián	OH	0	1	7	8	
		-	8	Vanega Romero Jeremy Antonio	MB	0	1	0	1	
		-	9	Rodriguez Céspedes Keylor Josue	MB	0	2	5	7	
		-	10	Guido Sosa Deyshawn Kenay	OH	0	0	2	2	
		-	12	Obando Ventura Gabriel	S	0	0	9	9	
		-	14	Wilson Vargas Sheydrian Alexander	MB	0	0	0	0	
		-	15	Brown Rudolf Yulius Melvin	OP	0	0	4	4	
-	19	Grant Brown Stanley	OH	0	0	13	13			
<b>Total Team</b>						0	6	50	56	

Team	Total Team	31	1		32	
	Total Team	31	1		32	

 Dig	Rk	No	Name	Pos.	Digs	Faults	Receptions	Total Attempts	Avg. by set
	1	15	Brown Rudolf Yulius Melvin	OP	1	3	3	7	0.33
-	1	Vargas Arik Kaan Andres	L	0	9	16	25		
-	2	Guido Sosa Deykell Alberto	OP	0	0	0	0		
-	4	González Monge Alejandro	S	0	2	1	3		
-	5	Córdoba Arias David Nassar	OP	0	0	0	0		
-	7	Araya Alas Julián	OH	0	3	1	4		
-	8	Vanega Romero Jeremy Antonio	MB	0	0	1	1		
-	9	Rodríguez Céspedes Keylor Josue	MB	0	0	3	3		
-	10	Guido Sosa Deyshawn Kenay	OH	0	5	3	8		
-	12	Obando Ventura Gabriel	S	0	9	5	14		
-	14	Wilson Vargas Sheydrian Alexander	MB	0	0	0	0		
-	19	Grant Brown Stanley	OH	0	6	9	15		
<b>Total Team</b>					1	37	42	80	0.33

 Set	Rk	No	Name	Pos.	Running Sets	Faults	Still Sets	Total Attempts	Avg. by set
	1	12	Obando Ventura Gabriel	S	5	0	34	39	1.67
2	4	González Monge Alejandro	S	1	1	25	27	0.33	
-	1	Vargas Arik Kaan Andres	L	0	1	2	3		
-	2	Guido Sosa Deykell Alberto	OP	0	0	0	0		
-	5	Córdoba Arias David Nassar	OP	0	0	1	1		
-	7	Araya Alas Julián	OH	0	0	3	3		
-	8	Vanega Romero Jeremy Antonio	MB	0	0	0	0		
-	9	Rodríguez Céspedes Keylor Josue	MB	0	0	1	1		
-	10	Guido Sosa Deyshawn Kenay	OH	0	0	1	1		
-	14	Wilson Vargas Sheydrian Alexander	MB	0	0	0	0		
-	15	Brown Rudolf Yulius Melvin	OP	0	0	1	1		
-	19	Grant Brown Stanley	OH	0	0	2	2		
<b>Total Team</b>					6	2	70	78	2.00

 Reception  Limit: 20.00%	Rk	No	Name	Pos.	Excellents	Faults	Serve Receptions	Total Attempts	Eff. %
	1	1	Vargas Arik Kaan Andres	L	9	1	11	21	38.10
2	19	Grant Brown Stanley	OH	3	2	14	19	5.26	
3	7	Araya Alas Julián	OH	1	1	10	12		
-	2	Guido Sosa Deykell Alberto	OP	0	0	0	0		
-	4	González Monge Alejandro	S	0	0	1	1		
-	5	Córdoba Arias David Nassar	OP	0	0	0	0		
-	8	Vanega Romero Jeremy Antonio	MB	0	0	0	0		
-	9	Rodríguez Céspedes Keylor Josue	MB	0	0	0	0		
-	10	Guido Sosa Deyshawn Kenay	OH	1	2	3	6		
-	12	Obando Ventura Gabriel	S	0	0	0	0		
-	14	Wilson Vargas Sheydrian Alexander	MB	0	0	0	0		
-	15	Brown Rudolf Yulius Melvin	OP	0	0	0	0		
<b>Total Team</b>					14	6	39	59	13.56



USA • USA

Rk	No	Name	Pos.	Attack		Shots	Total Attempts	Succ. %
				Attacks	Faults			
1	6	Loiola Victor	OH	13	2	8	23	56.52
2	14	Sani Sebastiano	OH	5	4	7	16	31.25
3	5	Turner Marek	OP	6	6	8	20	30.00
-	1	Larson Kellen	L	0	0	0	0	
-	7	Taliaferro Trent	S	1	1	1	3	
-	10	Preuitt Isaiah	MB	2	0	3	5	
-	11	Kearney Finn	OP	0	0	0	0	
-	12	Foley Sterling	OH	0	0	0	0	
-	13	Kelly Sean	OH	8	1	3	12	
-	15	Aruya Joshua	MB	8	1	3	12	
-	16	Rosenthal Tread	S	0	0	0	0	
-	18	Gabriel Gaige	MB	3	0	1	4	
<b>Total Team</b>				46	15	34	95	48.42

Limit: 15.00%

Rk	No	Name	Pos.	Block		Rebounds	Total Attempts	Avg. by set
				Kill Blocks	Faults			
1	5	Turner Marek	OP	2	0	2	4	0.67
	15	Aruya Joshua	MB	2	1	0	3	0.67
3	6	Loiola Victor	OH	1	1	1	3	0.33
	7	Taliaferro Trent	S	1	2	3	6	0.33
	14	Sani Sebastiano	OH	1	0	3	4	0.33
	18	Gabriel Gaige	MB	1	1	0	2	0.33
-	1	Larson Kellen	L	0	0	0	0	
-	10	Preuitt Isaiah	MB	0	1	2	3	
-	11	Kearney Finn	OP	0	0	0	0	
-	12	Foley Sterling	OH	0	0	0	0	
-	13	Kelly Sean	OH	0	0	0	0	
-	16	Rosenthal Tread	S	0	0	3	3	
<b>Total Team</b>				8	6	14	28	2.67


Rk	No	Name	Pos.	Serve		Total Attempts	Avg. by set	
				Aces	Faults			
1	5	Turner Marek	OP	2	5	4	11	0.67
2	6	Loiola Victor	OH	1	1	12	14	0.33
	10	Preuitt Isaiah	MB	1	3	1	5	0.33
	14	Sani Sebastiano	OH	1	1	7	9	0.33
	16	Rosenthal Tread	S	1	0	2	3	0.33
-	1	Larson Kellen	L	0	0	0	0	
-	7	Taliaferro Trent	S	0	0	9	9	
-	11	Kearney Finn	OP	0	0	0	0	
-	12	Foley Sterling	OH	0	0	0	0	
-	13	Kelly Sean	OH	0	1	1	2	
-	15	Aruya Joshua	MB	0	1	9	10	
-	18	Gabriel Gaige	MB	0	2	7	9	
<b>Total Team</b>				6	14	52	72	2.00


Team	Total Team	15	1	16
	Total Team	15	1	16


**MIKASA**

**MIKASA**

**MIKASA**

 <b>Dig</b>	Rk	No	Name	Pos.	Digs	Faults	Receptions	Total Attempts	Avg. by set
	1	1	Larson Kellen	L	2	7	17	26	0.67
		5	Turner Marek	OP	2	2	8	12	0.67
		6	Loiola Victor	OH	2	5	2	9	0.67
		15	Aruya Joshua	MB	2	1	2	5	0.67
	5	13	Kelly Sean	OH	1	0	0	1	0.33
		16	Rosenthal Tread	S	1	0	0	1	0.33
	-	7	Taliaferro Trent	S	0	1	4	5	
	-	10	Preuitt Isaiah	MB	0	0	0	0	
	-	11	Kearney Finn	OP	0	0	0	0	
-	12	Foley Sterling	OH	0	0	0	0		
-	14	Sani Sebastiano	OH	0	1	6	7		
-	18	Gabriel Gaige	MB	0	2	0	2		
<b>Total Team</b>					10	19	39	68	3.33

 <b>Set</b>	Rk	No	Name	Pos.	Running Sets	Faults	Still Sets	Total Attempts	Avg. by set
	1	7	Taliaferro Trent	S	18	0	42	60	6.00
	2	16	Rosenthal Tread	S	6	0	11	17	2.00
	-	1	Larson Kellen	L	0	0	5	5	
	-	5	Turner Marek	OP	0	0	1	1	
	-	6	Loiola Victor	OH	0	0	1	1	
	-	10	Preuitt Isaiah	MB	0	0	1	1	
	-	11	Kearney Finn	OP	0	0	0	0	
	-	12	Foley Sterling	OH	0	0	0	0	
	-	13	Kelly Sean	OH	0	0	0	0	
-	14	Sani Sebastiano	OH	0	0	0	0		
-	15	Aruya Joshua	MB	0	0	0	0		
-	18	Gabriel Gaige	MB	0	0	1	1		
<b>Total Team</b>					24	0	62	86	8.00

 <b>Reception</b>	Rk	No	Name	Pos.	Excellents	Faults	Serve Receptions	Total Attempts	Eff. %
	1	1	Larson Kellen	L	8	0	6	14	57.14
	2	6	Loiola Victor	OH	11	0	12	23	47.83
	3	14	Sani Sebastiano	OH	3	0	8	11	27.27
	-	5	Turner Marek	OP	0	0	0	0	
	-	7	Taliaferro Trent	S	0	0	0	0	
	-	10	Preuitt Isaiah	MB	0	0	0	0	
	-	11	Kearney Finn	OP	0	0	0	0	
	-	12	Foley Sterling	OH	0	0	0	0	
	-	13	Kelly Sean	OH	0	0	3	3	
-	15	Aruya Joshua	MB	0	0	0	0		
-	16	Rosenthal Tread	S	0	0	0	0		
-	18	Gabriel Gaige	MB	0	0	0	0		
<b>Total Team</b>					22	0	29	51	43.14

Limit: 20.00%