


Match: 12 **Date:** 22/09/2023 **Spectators:** 2,000
City: Edmonton
Hall: Flair Airlines Hangar
Match duration: **Start:** 19:02 **End:** 20:42 **Total:** 1:40

| Teams | Sets | 1 | 2 | 3 | 4 | 5 | Total |
|------------------|----------|------|------|------|------|---|-------|
| CAN | 1 | 25 | 14 | 20 | 17 | | 76 |
| USA | 3 | 22 | 25 | 25 | 25 | | 97 |
| Duration: | | 0:22 | 0:22 | 0:24 | 0:22 | | 1:30 |


 **CAN • Canada**



Attack


Limit: 15.00%

| Rk | No | Name | Pos. | Attacks | Faults | Shots | Total Attempts | Succ. % |
|-------------------|----|---------------------|------|---------|--------|-------|----------------|---------|
| 1 | 44 | Byam Christopher | OP | 7 | 3 | 8 | 18 | 38.89 |
| 2 | 12 | Gingera Reeve | OP | 9 | 7 | 8 | 24 | 37.50 |
| 3 | 24 | Heslinga Isaac | OH | 10 | 7 | 16 | 33 | 30.30 |
| 4 | 13 | Sargent Jacob | OH | 4 | 5 | 9 | 18 | 22.22 |
| - | 4 | Greves Mason | S | 0 | 0 | 1 | 1 | |
| - | 7 | Schmidt Kaden | OH | 0 | 3 | 3 | 6 | |
| - | 10 | Mamer Isaiah | OH | 3 | 1 | 2 | 6 | |
| - | 11 | Schoenherr Cory | MB | 2 | 1 | 1 | 4 | |
| - | 18 | Dueck Jonah | MB | 0 | 0 | 0 | 0 | |
| - | 19 | Portelance Jonathan | S | 0 | 0 | 1 | 1 | |
| - | 41 | Kristjanson Liam | MB | 2 | 0 | 0 | 2 | |
| - | 48 | Vincett James | MB | 0 | 4 | 0 | 4 | |
| - | 87 | Hollands Zachary | L | 0 | 0 | 0 | 0 | |
| - | 88 | Picklyk Darian | L | 0 | 0 | 0 | 0 | |
| Total Team | | | | 37 | 31 | 49 | 117 | 31.62 |



Block


| Rk | No | Name | Pos. | Kill Blocks | Faults | Rebounds | Total Attempts | Avg. by set |
|-------------------|----|---------------------|------|-------------|--------|----------|----------------|-------------|
| 1 | 48 | Vincett James | MB | 3 | 2 | 1 | 6 | 0.75 |
| 2 | 41 | Kristjanson Liam | MB | 2 | 1 | 0 | 3 | 0.50 |
| 3 | 4 | Greves Mason | S | 1 | 0 | 0 | 1 | 0.25 |
| - | 11 | Schoenherr Cory | MB | 1 | 2 | 1 | 4 | 0.25 |
| - | 7 | Schmidt Kaden | OH | 0 | 1 | 0 | 1 | |
| - | 10 | Mamer Isaiah | OH | 0 | 1 | 0 | 1 | |
| - | 12 | Gingera Reeve | OP | 0 | 1 | 0 | 1 | |
| - | 13 | Sargent Jacob | OH | 0 | 4 | 1 | 5 | |
| - | 18 | Dueck Jonah | MB | 0 | 0 | 0 | 0 | |
| - | 19 | Portelance Jonathan | S | 0 | 0 | 1 | 1 | |
| - | 24 | Heslinga Isaac | OH | 0 | 2 | 0 | 2 | |
| - | 44 | Byam Christopher | OP | 0 | 3 | 1 | 4 | |
| - | 87 | Hollands Zachary | L | 0 | 0 | 0 | 0 | |
| - | 88 | Picklyk Darian | L | 0 | 0 | 0 | 0 | |
| Total Team | | | | 7 | 17 | 5 | 29 | 1.75 |





Serve

| Rk | No | Name | Pos. | Aces | Faults | Serve Hits | Total Attempts | Avg. by set |
|-------------------|----|---------------------|------|------|--------|------------|----------------|-------------|
| 1 | 10 | Mamer Isaiah | OH | 1 | 2 | 4 | 7 | 0.25 |
| - | 19 | Portelance Jonathan | S | 1 | 0 | 5 | 6 | 0.25 |
| - | 4 | Greves Mason | S | 0 | 0 | 11 | 11 | |
| - | 7 | Schmidt Kaden | OH | 0 | 1 | 2 | 3 | |
| - | 11 | Schoenherr Cory | MB | 0 | 1 | 7 | 8 | |
| - | 12 | Gingera Reeve | OP | 0 | 2 | 3 | 5 | |
| - | 13 | Sargent Jacob | OH | 0 | 3 | 2 | 5 | |
| - | 18 | Dueck Jonah | MB | 0 | 0 | 0 | 0 | |
| - | 24 | Heslinga Isaac | OH | 0 | 1 | 7 | 8 | |
| - | 41 | Kristjanson Liam | MB | 0 | 2 | 0 | 2 | |
| - | 44 | Byam Christopher | OP | 0 | 2 | 6 | 8 | |
| - | 48 | Vincett James | MB | 0 | 2 | 12 | 14 | |
| - | 87 | Hollands Zachary | L | 0 | 0 | 0 | 0 | |
| - | 88 | Picklyk Darian | L | 0 | 0 | 0 | 0 | |
| Total Team | | | | 2 | 16 | 59 | 77 | 0.50 |

| Team | Total Team | 30 | 21 | | 51 | |
|------|------------|----|----|--|----|--|
|------|------------|----|----|--|----|--|

|  Dig | Rk | No | Name | Pos. | Digs | Faults | Receptions | Total Attempts | Avg. by set |
|---|----|---------------------|----------------|------|------|--------|------------|----------------|-------------|
| | 1 | 88 | Picklyk Darian | L | 12 | 1 | 3 | 16 | 3.00 |
| 2 | 12 | Gingera Reeve | OP | 6 | 1 | 0 | 7 | 1.50 | |
| 3 | 4 | Greves Mason | S | 5 | 1 | 0 | 6 | 1.25 | |
| 4 | 24 | Heslinga Isaac | OH | 4 | 1 | 3 | 8 | 1.00 | |
| 5 | 7 | Schmidt Kaden | OH | 3 | 0 | 1 | 4 | 0.75 | |
| | 10 | Mamer Isaiah | OH | 3 | 0 | 0 | 3 | 0.75 | |
| | 44 | Byam Christopher | OP | 3 | 2 | 1 | 6 | 0.75 | |
| 8 | 13 | Sargent Jacob | OH | 2 | 0 | 0 | 2 | 0.50 | |
| 9 | 19 | Portelance Jonathan | S | 1 | 1 | 0 | 2 | 0.25 | |
| | 48 | Vincett James | MB | 1 | 1 | 1 | 3 | 0.25 | |
| - | 11 | Schoenherr Cory | MB | 0 | 0 | 4 | 4 | | |
| - | 18 | Dueck Jonah | MB | 0 | 0 | 0 | 0 | | |
| - | 41 | Kristjanson Liam | MB | 0 | 0 | 1 | 1 | | |
| - | 87 | Hollands Zachary | L | 0 | 0 | 0 | 0 | | |
| Total Team | | | | | 40 | 8 | 14 | 62 | 10.00 |

|  Set | Rk | No | Name | Pos. | Running Sets | Faults | Still Sets | Total Attempts | Avg. by set |
|--|----|------------------|---------------------|------|--------------|--------|------------|----------------|-------------|
| | 1 | 19 | Portelance Jonathan | S | 3 | 0 | 37 | 40 | 0.75 |
| - | 4 | Greves Mason | S | 0 | 0 | 55 | 55 | | |
| - | 7 | Schmidt Kaden | OH | 0 | 0 | 1 | 1 | | |
| - | 10 | Mamer Isaiah | OH | 0 | 0 | 1 | 1 | | |
| - | 11 | Schoenherr Cory | MB | 0 | 0 | 2 | 2 | | |
| - | 12 | Gingera Reeve | OP | 0 | 0 | 2 | 2 | | |
| - | 13 | Sargent Jacob | OH | 0 | 0 | 2 | 2 | | |
| - | 18 | Dueck Jonah | MB | 0 | 0 | 0 | 0 | | |
| - | 24 | Heslinga Isaac | OH | 0 | 0 | 3 | 3 | | |
| - | 41 | Kristjanson Liam | MB | 0 | 0 | 0 | 0 | | |
| - | 44 | Byam Christopher | OP | 0 | 0 | 2 | 2 | | |
| - | 48 | Vincett James | MB | 0 | 0 | 1 | 1 | | |
| - | 87 | Hollands Zachary | L | 0 | 0 | 1 | 1 | | |
| - | 88 | Picklyk Darian | L | 0 | 0 | 8 | 8 | | |
| Total Team | | | | | 3 | 0 | 115 | 118 | 0.75 |

|  Reception | Rk | No | Name | Pos. | Excellents | Faults | Serve Receptions | Total Attempts | Eff. % |
|---|----|---------------------|----------------|------|------------|--------|------------------|----------------|--------|
| | 1 | 88 | Picklyk Darian | L | 12 | 1 | 12 | 25 | 44.00 |
| 2 | 24 | Heslinga Isaac | OH | 7 | 1 | 18 | 26 | 23.08 | |
| - | 4 | Greves Mason | S | 0 | 0 | 0 | 0 | | |
| - | 7 | Schmidt Kaden | OH | 5 | 0 | 1 | 6 | | |
| - | 10 | Mamer Isaiah | OH | 4 | 0 | 4 | 8 | | |
| - | 11 | Schoenherr Cory | MB | 1 | 0 | 0 | 1 | | |
| - | 12 | Gingera Reeve | OP | 0 | 0 | 0 | 0 | | |
| - | 13 | Sargent Jacob | OH | 1 | 2 | 6 | 9 | | |
| - | 18 | Dueck Jonah | MB | 0 | 0 | 0 | 0 | | |
| - | 19 | Portelance Jonathan | S | 0 | 0 | 0 | 0 | | |
| - | 41 | Kristjanson Liam | MB | 0 | 0 | 0 | 0 | | |
| - | 44 | Byam Christopher | OP | 0 | 0 | 0 | 0 | | |
| - | 48 | Vincett James | MB | 0 | 0 | 0 | 0 | | |
| - | 87 | Hollands Zachary | L | 0 | 0 | 0 | 0 | | |
| Total Team | | | | | 30 | 4 | 41 | 75 | 34.67 |

Limit: 20.00%



USA • USA


| Rk | No | Name | Pos. | Attack | | Shots | Total Attempts | Succ. % |
|-------------------|----|------------------|------|---------|--------|-------|----------------|---------|
| | | | | Attacks | Faults | | | |
| 1 | 4 | Ewert Jordan | OH | 13 | 4 | 9 | 26 | 50.00 |
| 2 | 25 | Champlin Ethan | OH | 11 | 3 | 13 | 27 | 40.74 |
| 3 | 10 | Gianni Camden | OP | 7 | 5 | 9 | 21 | 33.33 |
| - | 2 | Gooch Troy | L | 0 | 0 | 0 | 0 | |
| - | 6 | Dvorak Bryce | S | 0 | 0 | 0 | 0 | |
| - | 9 | Knigge Matthew | MB | 4 | 2 | 1 | 7 | |
| - | 12 | Rowan Andrew | S | 0 | 0 | 1 | 1 | |
| - | 13 | Gasman Patrick | MB | 8 | 1 | 4 | 13 | |
| - | 20 | Rama Zachary | OH | 0 | 0 | 0 | 0 | |
| - | 21 | Briggs Mason | L | 0 | 0 | 0 | 0 | |
| - | 22 | McCauley Kyle | OH | 0 | 0 | 0 | 0 | |
| - | 23 | Marshman Michael | MB | 3 | 0 | 1 | 4 | |
| - | 26 | McHenry Merrick | MB | 0 | 0 | 0 | 0 | |
| - | 27 | Penrose Jalen | OP | 0 | 0 | 0 | 0 | |
| Total Team | | | | 46 | 15 | 38 | 99 | 46.46 |


Limit: 15.00%


| Rk | No | Name | Pos. | Block | | Rebounds | Total Attempts | Avg. by set |
|-------------------|----|------------------|------|-------------|--------|----------|----------------|-------------|
| | | | | Kill Blocks | Faults | | | |
| 1 | 13 | Gasman Patrick | MB | 8 | 4 | 2 | 14 | 2.00 |
| 2 | 10 | Gianni Camden | OP | 4 | 5 | 3 | 12 | 1.00 |
| 3 | 9 | Knigge Matthew | MB | 3 | 3 | 1 | 7 | 0.75 |
| 4 | 25 | Champlin Ethan | OH | 2 | 2 | 0 | 4 | 0.50 |
| 5 | 12 | Rowan Andrew | S | 1 | 0 | 1 | 2 | 0.25 |
| - | 2 | Gooch Troy | L | 0 | 0 | 0 | 0 | |
| - | 4 | Ewert Jordan | OH | 0 | 0 | 0 | 0 | |
| - | 6 | Dvorak Bryce | S | 0 | 0 | 0 | 0 | |
| - | 20 | Rama Zachary | OH | 0 | 0 | 0 | 0 | |
| - | 21 | Briggs Mason | L | 0 | 0 | 0 | 0 | |
| - | 22 | McCauley Kyle | OH | 0 | 0 | 0 | 0 | |
| - | 23 | Marshman Michael | MB | 0 | 0 | 0 | 0 | |
| - | 26 | McHenry Merrick | MB | 0 | 0 | 0 | 0 | |
| - | 27 | Penrose Jalen | OP | 0 | 0 | 0 | 0 | |
| Total Team | | | | 18 | 14 | 7 | 39 | 4.50 |

| Rk | No | Name | Pos. | Serve | | Serve Hits | Total Attempts | Avg. by set |
|-------------------|----|------------------|------|-------|--------|------------|----------------|-------------|
| | | | | Aces | Faults | | | |
| 1 | 4 | Ewert Jordan | OH | 1 | 4 | 14 | 19 | 0.25 |
| | 9 | Knigge Matthew | MB | 1 | 1 | 9 | 11 | 0.25 |
| | 10 | Gianni Camden | OP | 1 | 5 | 16 | 22 | 0.25 |
| | 13 | Gasman Patrick | MB | 1 | 4 | 9 | 14 | 0.25 |
| - | 2 | Gooch Troy | L | 0 | 0 | 0 | 0 | |
| - | 6 | Dvorak Bryce | S | 0 | 0 | 0 | 0 | |
| - | 12 | Rowan Andrew | S | 0 | 4 | 6 | 10 | |
| - | 20 | Rama Zachary | OH | 0 | 0 | 0 | 0 | |
| - | 21 | Briggs Mason | L | 0 | 0 | 0 | 0 | |
| - | 22 | McCauley Kyle | OH | 0 | 0 | 0 | 0 | |
| - | 23 | Marshman Michael | MB | 0 | 0 | 5 | 5 | |
| - | 25 | Champlin Ethan | OH | 0 | 2 | 12 | 14 | |
| - | 26 | McHenry Merrick | MB | 0 | 1 | 0 | 1 | |
| - | 27 | Penrose Jalen | OP | 0 | 0 | 0 | 0 | |
| Total Team | | | | 4 | 21 | 71 | 96 | 1.00 |

| Team | Total Team | Attacks | Faults | Shots | Total Attempts |
|------|------------|---------|--------|-------|----------------|
| Team | Total Team | 29 | 12 | | 41 |

|  Dig | Rk | No | Name | Pos. | Digs | Faults | Receptions | Total Attempts | Avg. by set |
|---|----|------------------|---------------|------|------|--------|------------|----------------|-------------|
| | 1 | 10 | Gianni Camden | OP | 10 | 2 | 3 | 15 | 2.50 |
| 2 | 4 | Ewert Jordan | OH | 8 | 3 | 3 | 14 | 2.00 | |
| | 12 | Rowan Andrew | S | 8 | 1 | 0 | 9 | 2.00 | |
| 4 | 21 | Briggs Mason | L | 7 | 1 | 3 | 11 | 1.75 | |
| 5 | 25 | Champlin Ethan | OH | 6 | 3 | 2 | 11 | 1.50 | |
| 6 | 13 | Gasman Patrick | MB | 2 | 0 | 4 | 6 | 0.50 | |
| - | 2 | Gooch Troy | L | 0 | 0 | 0 | 0 | | |
| - | 6 | Dvorak Bryce | S | 0 | 0 | 0 | 0 | | |
| - | 9 | Knigge Matthew | MB | 0 | 1 | 1 | 2 | | |
| - | 20 | Rama Zachary | OH | 0 | 0 | 0 | 0 | | |
| - | 22 | McCauley Kyle | OH | 0 | 0 | 0 | 0 | | |
| - | 23 | Marshman Michael | MB | 0 | 0 | 0 | 0 | | |
| - | 26 | McHenry Merrick | MB | 0 | 0 | 0 | 0 | | |
| - | 27 | Penrose Jalen | OP | 0 | 0 | 0 | 0 | | |
| Total Team | | | | | 41 | 11 | 16 | 68 | 10.25 |

|  Set | Rk | No | Name | Pos. | Running Sets | Faults | Still Sets | Total Attempts | Avg. by set |
|---|----|------------------|--------------|------|--------------|--------|------------|----------------|-------------|
| | 1 | 12 | Rowan Andrew | S | 3 | 1 | 81 | 85 | 0.75 |
| - | 2 | Gooch Troy | L | 0 | 0 | 0 | 0 | | |
| - | 4 | Ewert Jordan | OH | 0 | 0 | 4 | 4 | | |
| - | 6 | Dvorak Bryce | S | 0 | 0 | 0 | 0 | | |
| - | 9 | Knigge Matthew | MB | 0 | 0 | 0 | 0 | | |
| - | 10 | Gianni Camden | OP | 0 | 0 | 3 | 3 | | |
| - | 13 | Gasman Patrick | MB | 0 | 0 | 0 | 0 | | |
| - | 20 | Rama Zachary | OH | 0 | 0 | 0 | 0 | | |
| - | 21 | Briggs Mason | L | 0 | 0 | 10 | 10 | | |
| - | 22 | McCauley Kyle | OH | 0 | 0 | 0 | 0 | | |
| - | 23 | Marshman Michael | MB | 0 | 0 | 0 | 0 | | |
| - | 25 | Champlin Ethan | OH | 0 | 0 | 2 | 2 | | |
| - | 26 | McHenry Merrick | MB | 0 | 0 | 0 | 0 | | |
| - | 27 | Penrose Jalen | OP | 0 | 0 | 0 | 0 | | |
| Total Team | | | | | 3 | 1 | 100 | 104 | 0.75 |

|  Reception | Rk | No | Name | Pos. | Excellents | Faults | Serve Receptions | Total Attempts | Eff. % |
|---|----|------------------|--------------|------|------------|--------|------------------|----------------|--------|
| | 1 | 21 | Briggs Mason | L | 10 | 1 | 7 | 18 | 50.00 |
| 2 | 25 | Champlin Ethan | OH | 12 | 0 | 13 | 25 | 48.00 | |
| 3 | 4 | Ewert Jordan | OH | 3 | 1 | 14 | 18 | 11.11 | |
| - | 2 | Gooch Troy | L | 0 | 0 | 0 | 0 | | |
| - | 6 | Dvorak Bryce | S | 0 | 0 | 0 | 0 | | |
| - | 9 | Knigge Matthew | MB | 0 | 0 | 0 | 0 | | |
| - | 10 | Gianni Camden | OP | 0 | 0 | 0 | 0 | | |
| - | 12 | Rowan Andrew | S | 0 | 0 | 0 | 0 | | |
| - | 13 | Gasman Patrick | MB | 0 | 0 | 0 | 0 | | |
| - | 20 | Rama Zachary | OH | 0 | 0 | 0 | 0 | | |
| - | 22 | McCauley Kyle | OH | 0 | 0 | 0 | 0 | | |
| - | 23 | Marshman Michael | MB | 0 | 0 | 0 | 0 | | |
| - | 26 | McHenry Merrick | MB | 0 | 0 | 0 | 0 | | |
| - | 27 | Penrose Jalen | OP | 0 | 0 | 0 | 0 | | |
| Total Team | | | | | 25 | 2 | 34 | 61 | 37.70 |

Limit: 20.00%