



Match: 6 **Date:** 20/09/2023 **Spectators:** 1,000
City: Edmonton
Hall: Flair Airlines Hangar
Match duration: **Start:** 19:00 **End:** 20:56 **Total:** 1:51


Teams	Sets	1	2	3	4	5	Total
CAN	3	21	25	25	25		96
DOM	1	25	20	16	22		83
Duration:		0:28	0:25	0:23	0:26		1:42

 **CAN • Canada**


		Rk	No	Name	Pos.	Attacks	Faults	Shots	Total Attempts	Succ. %
Attack		1	24	Heslinga Isaac	OH	14	4	5	23	60.87
		2	10	Mamer Isaiah	OH	13	2	11	26	50.00
		3	12	Gingera Reeve	OP	9	5	15	29	31.03
		-	4	Greves Mason	S	0	0	2	2	
		-	7	Schmidt Kaden	OH	9	3	5	17	
		-	11	Schoenherr Cory	MB	9	1	2	12	
		-	13	Sargent Jacob	OH	2	3	2	7	
		-	18	Dueck Jonah	MB	4	2	2	8	
		-	19	Portelance Jonathan	S	0	0	0	0	
		-	41	Kristjanson Liam	MB	0	0	0	0	
		-	44	Byam Christopher	OP	0	0	0	0	
		-	48	Vincett James	MB	0	0	0	0	
		-	87	Hollands Zachary	L	0	0	0	0	
		-	88	Picklyk Darian	L	0	0	0	0	
		Total Team				60	20	44	124	48.39


Limit: 15.00%


		Rk	No	Name	Pos.	Kill Blocks	Faults	Rebounds	Total Attempts	Avg. by set
Block		1	11	Schoenherr Cory	MB	3	6	1	10	0.75
			18	Dueck Jonah	MB	3	4	1	8	0.75
		3	12	Gingera Reeve	OP	2	3	3	8	0.50
			13	Sargent Jacob	OH	2	0	0	2	0.50
		5	24	Heslinga Isaac	OH	1	0	0	1	0.25
		-	4	Greves Mason	S	0	1	1	2	
		-	7	Schmidt Kaden	OH	0	2	1	3	
		-	10	Mamer Isaiah	OH	0	1	1	2	
		-	19	Portelance Jonathan	S	0	0	0	0	
		-	41	Kristjanson Liam	MB	0	0	0	0	
		-	44	Byam Christopher	OP	0	0	0	0	
		-	48	Vincett James	MB	0	0	0	0	
		-	87	Hollands Zachary	L	0	0	0	0	
		-	88	Picklyk Darian	L	0	0	0	0	
		Total Team				11	17	8	36	2.75

		Rk	No	Name	Pos.	Aces	Faults	Serve Hits	Total Attempts	Avg. by set
Serve		1	12	Gingera Reeve	OP	1	3	13	17	0.25
			24	Heslinga Isaac	OH	1	2	5	8	0.25
		-	4	Greves Mason	S	0	1	16	17	
		-	7	Schmidt Kaden	OH	0	1	4	5	
		-	10	Mamer Isaiah	OH	0	4	11	15	
		-	11	Schoenherr Cory	MB	0	7	6	13	
		-	13	Sargent Jacob	OH	0	0	1	1	
		-	18	Dueck Jonah	MB	0	1	18	19	
		-	19	Portelance Jonathan	S	0	0	0	0	
		-	41	Kristjanson Liam	MB	0	0	0	0	
		-	44	Byam Christopher	OP	0	0	0	0	
		-	48	Vincett James	MB	0	0	0	0	
		-	87	Hollands Zachary	L	0	0	0	0	
		-	88	Picklyk Darian	L	0	0	0	0	
		Total Team				2	19	74	95	0.50

Team	Total Team	23	16		39	
------	------------	----	----	--	----	--




 Dig	Rk	No	Name	Pos.	Digs	Faults	Receptions	Total Attempts	Avg. by set
	1	10	Mamer Isaiah	OH	10	1	1	12	2.50
2	4	Greves Mason	S	9	1	0	10	2.25	
3	12	Gingera Reeve	OP	5	0	1	6	1.25	
4	18	Dueck Jonah	MB	4	0	2	6	1.00	
5	7	Schmidt Kaden	OH	3	1	0	4	0.75	
	24	Heslinga Isaac	OH	3	0	1	4	0.75	
7	87	Hollands Zachary	L	2	3	4	9	0.50	
	88	Picklyk Darian	L	2	3	0	5	0.50	
9	13	Sargent Jacob	OH	1	0	1	2	0.25	
-	11	Schoenherr Cory	MB	0	0	1	1		
-	19	Portelance Jonathan	S	0	0	0	0		
-	41	Kristjanson Liam	MB	0	0	0	0		
-	44	Byam Christopher	OP	0	0	0	0		
-	48	Vincett James	MB	0	0	0	0		
Total Team					39	9	11	59	9.75


 Set	Rk	No	Name	Pos.	Running Sets	Faults	Still Sets	Total Attempts	Avg. by set
	1	4	Greves Mason	S	8	0	94	102	2.00
-	7	Schmidt Kaden	OH	0	0	0	0		
-	10	Mamer Isaiah	OH	0	0	2	2		
-	11	Schoenherr Cory	MB	0	0	1	1		
-	12	Gingera Reeve	OP	0	0	0	0		
-	13	Sargent Jacob	OH	0	0	1	1		
-	18	Dueck Jonah	MB	0	0	1	1		
-	19	Portelance Jonathan	S	0	0	0	0		
-	24	Heslinga Isaac	OH	0	0	5	5		
-	41	Kristjanson Liam	MB	0	0	0	0		
-	44	Byam Christopher	OP	0	0	0	0		
-	48	Vincett James	MB	0	0	0	0		
-	87	Hollands Zachary	L	0	0	4	4		
-	88	Picklyk Darian	L	0	0	0	0		
Total Team					8	0	108	116	2.00


 Reception Limit: 20.00%	Rk	No	Name	Pos.	Excellents	Faults	Serve Receptions	Total Attempts	Eff. %
	1	24	Heslinga Isaac	OH	9	0	6	15	60.00
2	10	Mamer Isaiah	OH	17	0	12	29	58.62	
3	7	Schmidt Kaden	OH	7	1	14	22	27.27	
-	4	Greves Mason	S	0	0	0	0		
-	11	Schoenherr Cory	MB	0	0	0	0		
-	12	Gingera Reeve	OP	0	0	0	0		
-	13	Sargent Jacob	OH	1	0	5	6		
-	18	Dueck Jonah	MB	0	0	0	0		
-	19	Portelance Jonathan	S	0	0	0	0		
-	41	Kristjanson Liam	MB	0	0	0	0		
-	44	Byam Christopher	OP	0	0	0	0		
-	48	Vincett James	MB	0	0	0	0		
-	87	Hollands Zachary	L	1	1	1	3		
-	88	Picklyk Darian	L	0	0	0	0		
Total Team					35	2	38	75	44.00




DOM • Dominican Republic

 Attack Limit: 15.00%	Rk	No	Name	Pos.	Attacks	Faults	Shots	Total Attempts	Succ. %
	1	2	Reinoso Soto Luis David	OH	13	9	9	31	41.94
	2	17	Figueroa Lantigua Adrian Jose	OP	18	7	18	43	41.86
	3	8	Castillo Erisandy	OH	6	3	10	19	31.58
	-	5	Mesa Juandel Angelkis	L	0	0	0	0	
	-	7	De Jesus Hernandez Juan José	S	0	0	2	2	
	-	9	Gomez Cuello Elixander Antonio	OH	0	0	0	0	
	-	10	Toribio Martinez Gerson Ezequiel	MB	0	0	0	0	
	-	12	Almonte Bismal Rafael	OP	0	0	0	0	
	-	13	Molina Rodriguez Ronny Albert	OH	0	0	0	0	
	-	15	Rosario Adames Luther Hadasher	MB	1	0	2	3	
	-	18	Ortiz Valdez Moises Alexander	MB	4	3	3	10	
	Total Team					42	22	44	108
 Block	Rk	No	Name	Pos.	Kill Blocks	Faults	Rebounds	Total Attempts	Avg. by set
	1	15	Rosario Adames Luther Hadasher	MB	5	6	1	12	1.25
	2	8	Castillo Erisandy	OH	2	1	0	3	0.50
		18	Ortiz Valdez Moises Alexander	MB	2	4	1	7	0.50
	4	2	Reinoso Soto Luis David	OH	1	3	1	5	0.25
		7	De Jesus Hernandez Juan José	S	1	3	4	8	0.25
		17	Figueroa Lantigua Adrian Jose	OP	1	4	1	6	0.25
	-	5	Mesa Juandel Angelkis	L	0	0	0	0	
	-	9	Gomez Cuello Elixander Antonio	OH	0	0	0	0	
	-	10	Toribio Martinez Gerson Ezequiel	MB	0	0	0	0	
	-	12	Almonte Bismal Rafael	OP	0	0	0	0	
	-	13	Molina Rodriguez Ronny Albert	OH	0	0	0	0	
	Total Team					12	21	8	41
 Serve	Rk	No	Name	Pos.	Aces	Faults	Serve Hits	Total Attempts	Avg. by set
	1	7	De Jesus Hernandez Juan José	S	1	1	14	16	0.25
		18	Ortiz Valdez Moises Alexander	MB	1	3	10	14	0.25
	-	2	Reinoso Soto Luis David	OH	0	3	13	16	
	-	5	Mesa Juandel Angelkis	L	0	0	0	0	
	-	8	Castillo Erisandy	OH	0	1	14	15	
	-	9	Gomez Cuello Elixander Antonio	OH	0	0	0	0	
	-	10	Toribio Martinez Gerson Ezequiel	MB	0	0	0	0	
	-	12	Almonte Bismal Rafael	OP	0	0	1	1	
	-	13	Molina Rodriguez Ronny Albert	OH	0	0	0	0	
	-	15	Rosario Adames Luther Hadasher	MB	0	0	9	9	
	-	17	Figueroa Lantigua Adrian Jose	OP	0	1	12	13	
	Total Team					2	9	73	84
Team	Total Team				27	29		56	

 Dig	Rk	No	Name	Pos.	Digs	Faults	Receptions	Total Attempts	Avg. by set
	1	5	Mesa Juandel Angelkis	L	13	1	3	17	3.25
2	8	Castillo Erisandy	OH	9	1	2	12	2.25	
3	2	Reinoso Soto Luis David	OH	8	3	0	11	2.00	
4	7	De Jesus Hernandez Juan José	S	3	2	1	6	0.75	
	15	Rosario Adames Luther Hadasher	MB	3	1	0	4	0.75	
6	18	Ortiz Valdez Moises Alexander	MB	2	2	1	5	0.50	
7	17	Figueroa Lantigua Adrian Jose	OP	1	1	0	2	0.25	
-	9	Gomez Cuello Elixander Antonio	OH	0	0	0	0		
-	10	Toribio Martinez Gerson Ezequiel	MB	0	0	0	0		
-	12	Almonte Bismal Rafael	OP	0	0	0	0		
-	13	Molina Rodriguez Ronny Albert	OH	0	0	0	0		
Total Team					39	11	7	57	9.75

 Set	Rk	No	Name	Pos.	Running Sets	Faults	Still Sets	Total Attempts	Avg. by set
	1	7	De Jesus Hernandez Juan José	S	1	1	87	89	0.25
-	2	Reinoso Soto Luis David	OH	0	1	1	2		
-	5	Mesa Juandel Angelkis	L	0	0	5	5		
-	8	Castillo Erisandy	OH	0	0	3	3		
-	9	Gomez Cuello Elixander Antonio	OH	0	0	0	0		
-	10	Toribio Martinez Gerson Ezequiel	MB	0	0	0	0		
-	12	Almonte Bismal Rafael	OP	0	0	0	0		
-	13	Molina Rodriguez Ronny Albert	OH	0	0	0	0		
-	15	Rosario Adames Luther Hadasher	MB	0	0	4	4		
-	17	Figueroa Lantigua Adrian Jose	OP	0	0	2	2		
-	18	Ortiz Valdez Moises Alexander	MB	0	0	1	1		
Total Team					1	2	103	106	0.25

 Reception	Rk	No	Name	Pos.	Excellents	Faults	Serve Receptions	Total Attempts	Eff. %
	1	5	Mesa Juandel Angelkis	L	5	0	10	15	33.33
2	2	Reinoso Soto Luis David	OH	11	0	24	35	31.43	
3	8	Castillo Erisandy	OH	9	2	13	24	29.17	
-	7	De Jesus Hernandez Juan José	S	0	0	1	1		
-	9	Gomez Cuello Elixander Antonio	OH	0	0	0	0		
-	10	Toribio Martinez Gerson Ezequiel	MB	0	0	0	0		
-	12	Almonte Bismal Rafael	OP	0	0	0	0		
-	13	Molina Rodriguez Ronny Albert	OH	0	0	0	0		
-	15	Rosario Adames Luther Hadasher	MB	0	0	0	0		
-	17	Figueroa Lantigua Adrian Jose	OP	0	0	0	0		
-	18	Ortiz Valdez Moises Alexander	MB	0	0	0	0		
Total Team					25	2	48	75	30.67