



Men's NORCECA Final Six 2023

P-3 Match players ranking



Match: 7 **Date:** 21/09/2023 **Spectators:** 100
City: Edmonton
Hall: Flair Airlines Hangar
Match duration: **Start:** 14:00 **End:** 15:08 **Total:** 1:08

| Teams | Sets | 1 | 2 | 3 | 4 | 5 | Total |
|------------------|------|------|------|------|---|---|-------|
| USA | 3 | 25 | 25 | 25 | | | 75 |
| PUR | 0 | 17 | 17 | 11 | | | 45 |
| Duration: | | 0:22 | 0:20 | 0:15 | | | 0:57 |



USA • USA

Attack

Limit: 15.00%

| Rk | No | Name | Pos. | Attacks | Faults | Shots | Total Attempts | Succ. % |
|-------------------|----|------------------|------|---------|--------|-------|----------------|---------|
| 1 | 10 | Gianni Camden | OP | 10 | 2 | 2 | 14 | 71.43 |
| 2 | 22 | McCauley Kyle | OH | 7 | 2 | 2 | 11 | 63.64 |
| 3 | 4 | Ewert Jordan | OH | 6 | 2 | 7 | 15 | 40.00 |
| - | 2 | Gooch Troy | L | 0 | 0 | 0 | 0 | |
| - | 6 | Dvorak Bryce | S | 0 | 0 | 0 | 0 | |
| - | 9 | Knigge Matthew | MB | 0 | 0 | 0 | 0 | |
| - | 12 | Rowan Andrew | S | 1 | 1 | 0 | 2 | |
| - | 13 | Gasman Patrick | MB | 0 | 0 | 0 | 0 | |
| - | 20 | Rama Zachary | OH | 0 | 0 | 0 | 0 | |
| - | 21 | Briggs Mason | L | 0 | 0 | 0 | 0 | |
| - | 23 | Marshman Michael | MB | 3 | 1 | 2 | 6 | |
| - | 25 | Champlin Ethan | OH | 0 | 0 | 0 | 0 | |
| - | 26 | McHenry Merrick | MB | 3 | 0 | 4 | 7 | |
| - | 27 | Penrose Jalen | OP | 4 | 1 | 0 | 5 | |
| Total Team | | | | 34 | 9 | 17 | 60 | 56.67 |

Block


| Rk | No | Name | Pos. | Kill Blocks | Faults | Rebounds | Total Attempts | Avg. by set |
|-------------------|----|------------------|------|-------------|--------|----------|----------------|-------------|
| 1 | 23 | Marshman Michael | MB | 3 | 2 | 1 | 6 | 1.00 |
| 2 | 4 | Ewert Jordan | OH | 2 | 1 | 0 | 3 | 0.67 |
| | 26 | McHenry Merrick | MB | 2 | 1 | 4 | 7 | 0.67 |
| 4 | 10 | Gianni Camden | OP | 1 | 0 | 2 | 3 | 0.33 |
| | 22 | McCauley Kyle | OH | 1 | 0 | 3 | 4 | 0.33 |
| | 27 | Penrose Jalen | OP | 1 | 1 | 0 | 2 | 0.33 |
| - | 2 | Gooch Troy | L | 0 | 0 | 0 | 0 | |
| - | 6 | Dvorak Bryce | S | 0 | 1 | 0 | 1 | |
| - | 9 | Knigge Matthew | MB | 0 | 0 | 0 | 0 | |
| - | 12 | Rowan Andrew | S | 0 | 1 | 2 | 3 | |
| - | 13 | Gasman Patrick | MB | 0 | 0 | 0 | 0 | |
| - | 20 | Rama Zachary | OH | 0 | 0 | 0 | 0 | |
| - | 21 | Briggs Mason | L | 0 | 0 | 0 | 0 | |
| - | 25 | Champlin Ethan | OH | 0 | 0 | 0 | 0 | |
| Total Team | | | | 10 | 7 | 12 | 29 | 3.33 |


Serve


| Rk | No | Name | Pos. | Aces | Faults | Serve Hits | Total Attempts | Avg. by set |
|-------------------|----|------------------|------|------|--------|------------|----------------|-------------|
| 1 | 4 | Ewert Jordan | OH | 6 | 3 | 12 | 21 | 2.00 |
| 2 | 10 | Gianni Camden | OP | 2 | 3 | 7 | 12 | 0.67 |
| 3 | 27 | Penrose Jalen | OP | 1 | 2 | 2 | 5 | 0.33 |
| - | 2 | Gooch Troy | L | 0 | 0 | 0 | 0 | |
| - | 6 | Dvorak Bryce | S | 0 | 0 | 4 | 4 | |
| - | 9 | Knigge Matthew | MB | 0 | 0 | 0 | 0 | |
| - | 12 | Rowan Andrew | S | 0 | 1 | 5 | 6 | |
| - | 13 | Gasman Patrick | MB | 0 | 0 | 0 | 0 | |
| - | 20 | Rama Zachary | OH | 0 | 0 | 0 | 0 | |
| - | 21 | Briggs Mason | L | 0 | 0 | 0 | 0 | |
| - | 22 | McCauley Kyle | OH | 0 | 2 | 6 | 8 | |
| - | 23 | Marshman Michael | MB | 0 | 2 | 5 | 7 | |
| - | 25 | Champlin Ethan | OH | 0 | 0 | 0 | 0 | |
| - | 26 | McHenry Merrick | MB | 0 | 2 | 9 | 11 | |
| Total Team | | | | 9 | 15 | 50 | 74 | 3.00 |



| Team | Total Team | 22 | 9 | | 31 | |
|------|------------|----|---|--|----|--|
|------|------------|----|---|--|----|--|




|  Dig | Rk | No | Name | Pos. | Digs | Faults | Receptions | Total Attempts | Avg. by set |
|---|----|------------------|-----------------|------|------|--------|------------|----------------|-------------|
| | 1 | 10 | Gianni Camden | OP | 5 | 0 | 2 | 7 | 1.67 |
| | 2 | 21 | Briggs Mason | L | 3 | 1 | 2 | 6 | 1.00 |
| | | 26 | McHenry Merrick | MB | 3 | 0 | 1 | 4 | 1.00 |
| | 4 | 22 | McCauley Kyle | OH | 2 | 0 | 0 | 2 | 0.67 |
| | 5 | 4 | Ewert Jordan | OH | 1 | 1 | 3 | 5 | 0.33 |
| | | 6 | Dvorak Bryce | S | 1 | 0 | 0 | 1 | 0.33 |
| | | 12 | Rowan Andrew | S | 1 | 1 | 1 | 3 | 0.33 |
| | | 27 | Penrose Jalen | OP | 1 | 0 | 0 | 1 | 0.33 |
| | - | 2 | Gooch Troy | L | 0 | 0 | 0 | 0 | |
| - | 9 | Knigge Matthew | MB | 0 | 0 | 0 | 0 | | |
| - | 13 | Gasman Patrick | MB | 0 | 0 | 0 | 0 | | |
| - | 20 | Rama Zachary | OH | 0 | 0 | 0 | 0 | | |
| - | 23 | Marshman Michael | MB | 0 | 0 | 2 | 2 | | |
| - | 25 | Champlin Ethan | OH | 0 | 0 | 0 | 0 | | |
| Total Team | | | | | 17 | 3 | 11 | 31 | 5.67 |

|  Set | Rk | No | Name | Pos. | Running Sets | Faults | Still Sets | Total Attempts | Avg. by set |
|--|----|------------------|----------------|------|--------------|--------|------------|----------------|-------------|
| | 1 | 12 | Rowan Andrew | S | 13 | 0 | 30 | 43 | 4.33 |
| | - | 2 | Gooch Troy | L | 0 | 0 | 0 | 0 | |
| | - | 4 | Ewert Jordan | OH | 0 | 0 | 2 | 2 | |
| | - | 6 | Dvorak Bryce | S | 0 | 0 | 7 | 7 | |
| | - | 9 | Knigge Matthew | MB | 0 | 0 | 0 | 0 | |
| | - | 10 | Gianni Camden | OP | 0 | 0 | 0 | 0 | |
| | - | 13 | Gasman Patrick | MB | 0 | 0 | 0 | 0 | |
| | - | 20 | Rama Zachary | OH | 0 | 0 | 0 | 0 | |
| | - | 21 | Briggs Mason | L | 0 | 0 | 2 | 2 | |
| - | 22 | McCauley Kyle | OH | 0 | 0 | 3 | 3 | | |
| - | 23 | Marshman Michael | MB | 0 | 0 | 0 | 0 | | |
| - | 25 | Champlin Ethan | OH | 0 | 0 | 0 | 0 | | |
| - | 26 | McHenry Merrick | MB | 0 | 0 | 0 | 0 | | |
| - | 27 | Penrose Jalen | OP | 0 | 0 | 1 | 1 | | |
| Total Team | | | | | 13 | 0 | 45 | 58 | 4.33 |

|  Reception Limit: 20.00% | Rk | No | Name | Pos. | Excellents | Faults | Serve Receptions | Total Attempts | Eff. % |
|--|----|------------------|----------------|------|------------|--------|------------------|----------------|--------|
| | 1 | 21 | Briggs Mason | L | 6 | 0 | 5 | 11 | 54.55 |
| | 2 | 4 | Ewert Jordan | OH | 8 | 1 | 4 | 13 | 53.85 |
| | 3 | 22 | McCauley Kyle | OH | 7 | 1 | 4 | 12 | 50.00 |
| | - | 2 | Gooch Troy | L | 0 | 0 | 0 | 0 | |
| | - | 6 | Dvorak Bryce | S | 0 | 0 | 0 | 0 | |
| | - | 9 | Knigge Matthew | MB | 0 | 0 | 0 | 0 | |
| | - | 10 | Gianni Camden | OP | 0 | 0 | 0 | 0 | |
| | - | 12 | Rowan Andrew | S | 0 | 0 | 0 | 0 | |
| | - | 13 | Gasman Patrick | MB | 0 | 0 | 0 | 0 | |
| - | 20 | Rama Zachary | OH | 0 | 0 | 0 | 0 | | |
| - | 23 | Marshman Michael | MB | 0 | 0 | 0 | 0 | | |
| - | 25 | Champlin Ethan | OH | 0 | 0 | 0 | 0 | | |
| - | 26 | McHenry Merrick | MB | 0 | 0 | 1 | 1 | | |
| - | 27 | Penrose Jalen | OP | 0 | 0 | 0 | 0 | | |
| Total Team | | | | | 21 | 2 | 14 | 37 | 51.35 |




PUR • Puerto Rico


| | | | | | | | | | |
|--|-------------------|-----------|-----------------------------------|-------------|--------------------|---------------|-------------------|-----------------------|--------------------|
|  <p>Attack</p> <p>Limit: 15.00%</p> | Rk | No | Name | Pos. | Attacks | Faults | Shots | Total Attempts | Succ. % |
| | 1 | 25 | Feliciano Bengoa Antonio Luis | OH | 4 | 1 | 7 | 12 | 33.33 |
| | 2 | 24 | Rosich Oliver Diego | OH | 4 | 4 | 5 | 13 | 30.77 |
| | 3 | 2 | Lawrence Vidal Klistan | OH | 8 | 8 | 15 | 31 | 25.81 |
| | - | 4 | Rivera George Lorenzo Antonio | OP | 0 | 3 | 0 | 3 | |
| | - | 5 | Lamboy Perez Leemanuel | MB | 1 | 0 | 3 | 4 | |
| | - | 8 | Huyke Calderon Sebastian Miguel | S | 0 | 2 | 1 | 3 | |
| | - | 20 | Albaladejo Morales Fernand Joniel | L | 0 | 0 | 0 | 0 | |
| | - | 21 | Figuroa Torrens Janluar | MB | 1 | 1 | 0 | 2 | |
| | - | 23 | Vargas Colorado Jose Maria | S | 0 | 0 | 0 | 0 | |
| | - | 26 | Hernandez Wilmer | OH | 0 | 0 | 0 | 0 | |
| | - | 27 | Santa Cruz Carlos | OP | 1 | 2 | 1 | 4 | |
| | Total Team | | | | | 19 | 21 | 32 | 72 |
|  <p>Block</p> | Rk | No | Name | Pos. | Kill Blocks | Faults | Rebounds | Total Attempts | Avg. by set |
| | 1 | 25 | Feliciano Bengoa Antonio Luis | OH | 2 | 0 | 0 | 2 | 0.67 |
| | 2 | 5 | Lamboy Perez Leemanuel | MB | 1 | 4 | 0 | 5 | 0.33 |
| | | 8 | Huyke Calderon Sebastian Miguel | S | 1 | 1 | 1 | 3 | 0.33 |
| | - | 2 | Lawrence Vidal Klistan | OH | 0 | 1 | 0 | 1 | |
| | - | 4 | Rivera George Lorenzo Antonio | OP | 0 | 0 | 0 | 0 | |
| | - | 20 | Albaladejo Morales Fernand Joniel | L | 0 | 0 | 0 | 0 | |
| | - | 21 | Figuroa Torrens Janluar | MB | 0 | 1 | 0 | 1 | |
| | - | 23 | Vargas Colorado Jose Maria | S | 0 | 0 | 0 | 0 | |
| | - | 24 | Rosich Oliver Diego | OH | 0 | 4 | 0 | 4 | |
| | - | 26 | Hernandez Wilmer | OH | 0 | 0 | 0 | 0 | |
| | - | 27 | Santa Cruz Carlos | OP | 0 | 0 | 0 | 0 | |
| | Total Team | | | | | 4 | 11 | 1 | 16 |
|  <p>Serve</p> | Rk | No | Name | Pos. | Aces | Faults | Serve Hits | Total Attempts | Avg. by set |
| | 1 | 21 | Figuroa Torrens Janluar | MB | 1 | 0 | 7 | 8 | 0.33 |
| | | 26 | Hernandez Wilmer | OH | 1 | 1 | 2 | 4 | 0.33 |
| | - | 2 | Lawrence Vidal Klistan | OH | 0 | 4 | 2 | 6 | |
| | - | 4 | Rivera George Lorenzo Antonio | OP | 0 | 0 | 0 | 0 | |
| | - | 5 | Lamboy Perez Leemanuel | MB | 0 | 0 | 4 | 4 | |
| | - | 8 | Huyke Calderon Sebastian Miguel | S | 0 | 1 | 9 | 10 | |
| | - | 20 | Albaladejo Morales Fernand Joniel | L | 0 | 0 | 0 | 0 | |
| | - | 23 | Vargas Colorado Jose Maria | S | 0 | 0 | 0 | 0 | |
| | - | 24 | Rosich Oliver Diego | OH | 0 | 1 | 5 | 6 | |
| | - | 25 | Feliciano Bengoa Antonio Luis | OH | 0 | 2 | 4 | 6 | |
| | - | 27 | Santa Cruz Carlos | OP | 0 | 0 | 2 | 2 | |
| | Total Team | | | | | 2 | 9 | 35 | 46 |
| Team | Total Team | | | | 20 | 14 | | 34 | |


MIKASA

MIKASA

MIKASA

|  Dig | Rk | No | Name | Pos. | Digs | Faults | Receptions | Total Attempts | Avg. by set |
|--|----|-------------------------------|-----------------------------------|------|------|--------|------------|----------------|-------------|
| | 1 | 20 | Albaladejo Morales Fernand Joniel | L | 6 | 4 | 3 | 13 | 2.00 |
| | 2 | 8 | Huyke Calderon Sebastian Miguel | S | 5 | 1 | 0 | 6 | 1.67 |
| | 3 | 2 | Lawrence Vidal Klistan | OH | 3 | 1 | 4 | 8 | 1.00 |
| | 4 | 24 | Rosich Oliver Diego | OH | 2 | 1 | 1 | 4 | 0.67 |
| | | 25 | Feliciano Bengoa Antonio Luis | OH | 2 | 1 | 1 | 4 | 0.67 |
| | 6 | 5 | Lamboy Perez Leemanuel | MB | 1 | 1 | 0 | 2 | 0.33 |
| | | 21 | Figueroa Torrens Janluar | MB | 1 | 0 | 1 | 2 | 0.33 |
| | | 23 | Vargas Colorado Jose Maria | S | 1 | 0 | 0 | 1 | 0.33 |
| | | 27 | Santa Cruz Carlos | OP | 1 | 0 | 0 | 1 | 0.33 |
| - | 4 | Rivera George Lorenzo Antonio | OP | 0 | 0 | 0 | 0 | | |
| - | 26 | Hernandez Wilmer | OH | 0 | 0 | 1 | 1 | | |
| Total Team | | | | | 22 | 9 | 11 | 42 | 7.33 |

|  Set | Rk | No | Name | Pos. | Running Sets | Faults | Still Sets | Total Attempts | Avg. by set |
|--|----|-------------------|-----------------------------------|------|--------------|--------|------------|----------------|-------------|
| | 1 | 8 | Huyke Calderon Sebastian Miguel | S | 3 | 2 | 52 | 57 | 1.00 |
| | - | 2 | Lawrence Vidal Klistan | OH | 0 | 0 | 1 | 1 | |
| | - | 4 | Rivera George Lorenzo Antonio | OP | 0 | 0 | 0 | 0 | |
| | - | 5 | Lamboy Perez Leemanuel | MB | 0 | 0 | 0 | 0 | |
| | - | 20 | Albaladejo Morales Fernand Joniel | L | 0 | 0 | 3 | 3 | |
| | - | 21 | Figueroa Torrens Janluar | MB | 0 | 0 | 2 | 2 | |
| | - | 23 | Vargas Colorado Jose Maria | S | 0 | 0 | 4 | 4 | |
| | - | 24 | Rosich Oliver Diego | OH | 0 | 0 | 4 | 4 | |
| | - | 25 | Feliciano Bengoa Antonio Luis | OH | 0 | 0 | 0 | 0 | |
| - | 26 | Hernandez Wilmer | OH | 0 | 0 | 2 | 2 | | |
| - | 27 | Santa Cruz Carlos | OP | 0 | 0 | 0 | 0 | | |
| Total Team | | | | | 3 | 2 | 68 | 73 | 1.00 |

|  Reception Limit: 20.00% | Rk | No | Name | Pos. | Excellents | Faults | Serve Receptions | Total Attempts | Eff. % |
|---|----|-------------------|-----------------------------------|------|------------|--------|------------------|----------------|--------|
| | 1 | 20 | Albaladejo Morales Fernand Joniel | L | 7 | 0 | 8 | 15 | 46.67 |
| | 2 | 25 | Feliciano Bengoa Antonio Luis | OH | 7 | 2 | 6 | 15 | 33.33 |
| | 3 | 24 | Rosich Oliver Diego | OH | 2 | 3 | 10 | 15 | -6.67 |
| | - | 2 | Lawrence Vidal Klistan | OH | 0 | 4 | 6 | 10 | |
| | - | 4 | Rivera George Lorenzo Antonio | OP | 0 | 0 | 0 | 0 | |
| | - | 5 | Lamboy Perez Leemanuel | MB | 0 | 0 | 0 | 0 | |
| | - | 8 | Huyke Calderon Sebastian Miguel | S | 0 | 0 | 0 | 0 | |
| | - | 21 | Figueroa Torrens Janluar | MB | 0 | 0 | 1 | 1 | |
| | - | 23 | Vargas Colorado Jose Maria | S | 0 | 0 | 0 | 0 | |
| - | 26 | Hernandez Wilmer | OH | 1 | 0 | 2 | 3 | | |
| - | 27 | Santa Cruz Carlos | OP | 0 | 0 | 0 | 0 | | |
| Total Team | | | | | 17 | 9 | 33 | 59 | 13.56 |