




Match: 9 **Date:** 21/09/2023 **Spectators:** 860
City: Edmonton
Hall: Flair Airlines Hangar
Match duration: **Start:** 19:00 **End:** 20:40 **Total:** 1:40

| Teams | Sets | 1 | 2 | 3 | 4 | 5 | Total |
|------------------|----------|------|------|------|------|---|-------|
| CAN | 3 | 25 | 25 | 23 | 25 | | 98 |
| CUB | 1 | 22 | 20 | 25 | 16 | | 83 |
| Duration: | | 0:22 | 0:21 | 0:26 | 0:21 | | 1:30 |


 **CAN • Canada**


|  | | Rk | No | Name | Pos. | Attacks | Faults | Shots | Total Attempts | Succ. % |
|--|--|----------------------|----|---------------------|------|---------|--------|-------|----------------|---------|
| Attack | | 1 | 44 | Byam Christopher | OP | 22 | 2 | 10 | 34 | 64.71 |
| | | 2 | 7 | Schmidt Kaden | OH | 7 | 3 | 3 | 13 | 53.85 |
| | | 3 | 24 | Heslinga Isaac | OH | 10 | 4 | 10 | 24 | 41.67 |
| | | - | 4 | Greves Mason | S | 0 | 0 | 0 | 0 | |
| | | - | 10 | Mamer Isaiah | OH | 0 | 0 | 0 | 0 | |
| | | - | 11 | Schoenherr Cory | MB | 0 | 0 | 0 | 0 | |
| | | - | 12 | Gingera Reeve | OP | 0 | 0 | 0 | 0 | |
| | | - | 13 | Sargent Jacob | OH | 0 | 0 | 0 | 0 | |
| | | - | 18 | Dueck Jonah | MB | 0 | 0 | 0 | 0 | |
| | | - | 19 | Portelance Jonathan | S | 3 | 1 | 0 | 4 | |
| | | - | 41 | Kristjanson Liam | MB | 1 | 0 | 1 | 2 | |
| | | - | 48 | Vincett James | MB | 0 | 3 | 3 | 6 | |
| | | - | 87 | Hollands Zachary | L | 0 | 0 | 0 | 0 | |
| | | - | 88 | Picklyk Darian | L | 0 | 0 | 0 | 0 | |
| | | Limit: 15.00% | | Total Team | | | | 43 | 13 | 27 |


|  | | Rk | No | Name | Pos. | Kill Blocks | Faults | Rebounds | Total Attempts | Avg. by set |
|--|--|-------------------|----|---------------------|------|-------------|--------|----------|----------------|-------------|
| Block | | 1 | 7 | Schmidt Kaden | OH | 3 | 2 | 0 | 5 | 0.75 |
| | | | 41 | Kristjanson Liam | MB | 3 | 1 | 1 | 5 | 0.75 |
| | | 3 | 12 | Gingera Reeve | OP | 2 | 0 | 0 | 2 | 0.50 |
| | | | 24 | Heslinga Isaac | OH | 2 | 1 | 2 | 5 | 0.50 |
| | | | 44 | Byam Christopher | OP | 2 | 2 | 1 | 5 | 0.50 |
| | | - | 4 | Greves Mason | S | 0 | 0 | 0 | 0 | |
| | | - | 10 | Mamer Isaiah | OH | 0 | 0 | 0 | 0 | |
| | | - | 11 | Schoenherr Cory | MB | 0 | 0 | 0 | 0 | |
| | | - | 13 | Sargent Jacob | OH | 0 | 0 | 0 | 0 | |
| | | - | 18 | Dueck Jonah | MB | 0 | 0 | 0 | 0 | |
| | | - | 19 | Portelance Jonathan | S | 0 | 1 | 0 | 1 | |
| | | - | 48 | Vincett James | MB | 0 | 3 | 4 | 7 | |
| | | - | 87 | Hollands Zachary | L | 0 | 0 | 0 | 0 | |
| | | - | 88 | Picklyk Darian | L | 0 | 0 | 0 | 0 | |
| | | Total Team | | | | | | 12 | 10 | 8 |

|  | | Rk | No | Name | Pos. | Aces | Faults | Serve Hits | Total Attempts | Avg. by set |
|--|--|-------------------|----|---------------------|------|------|--------|------------|----------------|-------------|
| Serve | | 1 | 24 | Heslinga Isaac | OH | 2 | 4 | 11 | 17 | 0.50 |
| | | | 48 | Vincett James | MB | 2 | 3 | 10 | 15 | 0.50 |
| | | 3 | 41 | Kristjanson Liam | MB | 1 | 3 | 4 | 8 | 0.25 |
| | | - | 4 | Greves Mason | S | 0 | 0 | 4 | 4 | |
| | | - | 7 | Schmidt Kaden | OH | 0 | 5 | 7 | 12 | |
| | | - | 10 | Mamer Isaiah | OH | 0 | 0 | 5 | 5 | |
| | | - | 11 | Schoenherr Cory | MB | 0 | 0 | 3 | 3 | |
| | | - | 12 | Gingera Reeve | OP | 0 | 0 | 0 | 0 | |
| | | - | 13 | Sargent Jacob | OH | 0 | 0 | 0 | 0 | |
| | | - | 18 | Dueck Jonah | MB | 0 | 0 | 0 | 0 | |
| | | - | 19 | Portelance Jonathan | S | 0 | 4 | 12 | 16 | |
| | | - | 44 | Byam Christopher | OP | 0 | 8 | 9 | 17 | |
| | | - | 87 | Hollands Zachary | L | 0 | 0 | 0 | 0 | |
| | | - | 88 | Picklyk Darian | L | 0 | 0 | 0 | 0 | |
| | | Total Team | | | | | | 5 | 27 | 65 |

| Team | Total Team | 38 | 16 | | 54 | |
|------|------------|----|----|--|----|--|
|------|------------|----|----|--|----|--|


|  Dig | Rk | No | Name | Pos. | Digs | Faults | Receptions | Total Attempts | Avg. by set |
|---|----|---------------------|----------------|------|------|--------|------------|----------------|-------------|
| | 1 | 24 | Heslinga Isaac | OH | 11 | 2 | 1 | 14 | 2.75 |
| 2 | 88 | Picklyk Darian | L | 5 | 4 | 5 | 14 | 1.25 | |
| 3 | 19 | Portelance Jonathan | S | 4 | 3 | 1 | 8 | 1.00 | |
| 4 | 7 | Schmidt Kaden | OH | 3 | 0 | 5 | 8 | 0.75 | |
| | 44 | Byam Christopher | OP | 3 | 5 | 3 | 11 | 0.75 | |
| 6 | 48 | Vincett James | MB | 2 | 0 | 1 | 3 | 0.50 | |
| 7 | 11 | Schoenherr Cory | MB | 1 | 0 | 1 | 2 | 0.25 | |
| - | 4 | Greves Mason | S | 0 | 0 | 0 | 0 | | |
| - | 10 | Mamer Isaiah | OH | 0 | 0 | 0 | 0 | | |
| - | 12 | Gingera Reeve | OP | 0 | 0 | 0 | 0 | | |
| - | 13 | Sargent Jacob | OH | 0 | 0 | 0 | 0 | | |
| - | 18 | Dueck Jonah | MB | 0 | 0 | 0 | 0 | | |
| - | 41 | Kristjanson Liam | MB | 0 | 0 | 0 | 0 | | |
| - | 87 | Hollands Zachary | L | 0 | 0 | 0 | 0 | | |
| Total Team | | | | | 29 | 14 | 17 | 60 | 7.25 |


|  Set | Rk | No | Name | Pos. | Running Sets | Faults | Still Sets | Total Attempts | Avg. by set |
|--|----|------------------|---------------------|------|--------------|--------|------------|----------------|-------------|
| | 1 | 19 | Portelance Jonathan | S | 13 | 0 | 58 | 71 | 3.25 |
| - | 4 | Greves Mason | S | 0 | 0 | 3 | 3 | | |
| - | 7 | Schmidt Kaden | OH | 0 | 0 | 3 | 3 | | |
| - | 10 | Mamer Isaiah | OH | 0 | 0 | 0 | 0 | | |
| - | 11 | Schoenherr Cory | MB | 0 | 0 | 0 | 0 | | |
| - | 12 | Gingera Reeve | OP | 0 | 0 | 0 | 0 | | |
| - | 13 | Sargent Jacob | OH | 0 | 0 | 0 | 0 | | |
| - | 18 | Dueck Jonah | MB | 0 | 0 | 0 | 0 | | |
| - | 24 | Heslinga Isaac | OH | 0 | 0 | 2 | 2 | | |
| - | 41 | Kristjanson Liam | MB | 0 | 0 | 0 | 0 | | |
| - | 44 | Byam Christopher | OP | 0 | 0 | 3 | 3 | | |
| - | 48 | Vincett James | MB | 0 | 0 | 0 | 0 | | |
| - | 87 | Hollands Zachary | L | 0 | 0 | 0 | 0 | | |
| - | 88 | Picklyk Darian | L | 0 | 0 | 4 | 4 | | |
| Total Team | | | | | 13 | 0 | 73 | 86 | 3.25 |


|  Reception | Rk | No | Name | Pos. | Excellents | Faults | Serve Receptions | Total Attempts | Eff. % |
|---|----|---------------------|----------------|------|------------|--------|------------------|----------------|--------|
| | 1 | 88 | Picklyk Darian | L | 10 | 1 | 4 | 15 | 60.00 |
| 2 | 7 | Schmidt Kaden | OH | 7 | 0 | 6 | 13 | 53.85 | |
| 3 | 24 | Heslinga Isaac | OH | 10 | 2 | 19 | 31 | 25.81 | |
| - | 4 | Greves Mason | S | 0 | 0 | 0 | 0 | | |
| - | 10 | Mamer Isaiah | OH | 0 | 0 | 0 | 0 | | |
| - | 11 | Schoenherr Cory | MB | 0 | 0 | 0 | 0 | | |
| - | 12 | Gingera Reeve | OP | 0 | 0 | 0 | 0 | | |
| - | 13 | Sargent Jacob | OH | 0 | 0 | 0 | 0 | | |
| - | 18 | Dueck Jonah | MB | 0 | 0 | 0 | 0 | | |
| - | 19 | Portelance Jonathan | S | 0 | 0 | 0 | 0 | | |
| - | 41 | Kristjanson Liam | MB | 0 | 0 | 0 | 0 | | |
| - | 44 | Byam Christopher | OP | 0 | 0 | 0 | 0 | | |
| - | 48 | Vincett James | MB | 0 | 0 | 0 | 0 | | |
| - | 87 | Hollands Zachary | L | 0 | 0 | 0 | 0 | | |
| Total Team | | | | | 27 | 3 | 29 | 59 | 40.68 |



CUB • Cuba


|  Attack | Rk | No | Name | Pos. | Attacks | Faults | Shots | Total Attempts | Succ. % |
|---|---------------|----|-----------------------------------|-------------------------------------|---------|--------|-------|----------------|---------|
| | Limit: 15.00% | 1 | 9 | Gonzalez Rodriguez Alejandro Miguel | OP | 16 | 5 | 7 | 28 |
| 2 | | 12 | Gomez Reyes Jose Ramon | OH | 3 | 6 | 7 | 16 | 18.75 |
| - | | 1 | Chirino Callam Adrian | S | 3 | 2 | 0 | 5 | |
| - | | 5 | Iglesias Hechevarria Yonni Jesus | S | 0 | 0 | 0 | 0 | |
| - | | 6 | Gonzalez Marti Yusniel | OH | 3 | 4 | 4 | 11 | |
| - | | 7 | Ricardo Nuñez Alvaro Luis | L | 0 | 0 | 1 | 1 | |
| - | | 10 | Suarez Mendoza Thiago | MB | 5 | 1 | 5 | 11 | |
| - | | 11 | Suarez Perez Angel | MB | 0 | 0 | 0 | 0 | |
| - | | 14 | Valle Garcia Brayan Francisco | OP | 0 | 1 | 0 | 1 | |
| - | | 15 | Leon Napoles Yohan Armando | OH | 7 | 3 | 3 | 13 | |
| - | | 17 | Contreras Acosta Jakdiel | MB | 2 | 0 | 4 | 6 | |
| - | | 20 | Rodriguez Hernandez Felix Ernesto | OH | 0 | 0 | 0 | 0 | |
| Total Team | | | | | 39 | 22 | 31 | 92 | 42.39 |


|  Block | Rk | No | Name | Pos. | Kill Blocks | Faults | Rebounds | Total Attempts | Avg. by set |
|--|----|----|-------------------------------------|-----------------------|-------------|--------|----------|----------------|-------------|
| | | 1 | 10 | Suarez Mendoza Thiago | MB | 3 | 0 | 2 | 5 |
| 2 | | 1 | Chirino Callam Adrian | S | 2 | 1 | 3 | 6 | 0.50 |
| 3 | | 9 | Gonzalez Rodriguez Alejandro Miguel | OP | 1 | 2 | 0 | 3 | 0.25 |
| | | 12 | Gomez Reyes Jose Ramon | OH | 1 | 2 | 0 | 3 | 0.25 |
| | | 17 | Contreras Acosta Jakdiel | MB | 1 | 3 | 5 | 9 | 0.25 |
| - | | 5 | Iglesias Hechevarria Yonni Jesus | S | 0 | 0 | 0 | 0 | |
| - | | 6 | Gonzalez Marti Yusniel | OH | 0 | 0 | 0 | 0 | |
| - | | 7 | Ricardo Nuñez Alvaro Luis | L | 0 | 0 | 0 | 0 | |
| - | | 11 | Suarez Perez Angel | MB | 0 | 0 | 0 | 0 | |
| - | | 14 | Valle Garcia Brayan Francisco | OP | 0 | 0 | 0 | 0 | |
| - | | 15 | Leon Napoles Yohan Armando | OH | 0 | 0 | 0 | 0 | |
| - | | 20 | Rodriguez Hernandez Felix Ernesto | OH | 0 | 0 | 0 | 0 | |
| Total Team | | | | | 8 | 8 | 10 | 26 | 2.00 |

|  Serve | Rk | No | Name | Pos. | Aces | Faults | Serve Hits | Total Attempts | Avg. by set |
|--|----|----|-----------------------------------|-------------------------------------|------|--------|------------|----------------|-------------|
| | | 1 | 9 | Gonzalez Rodriguez Alejandro Miguel | OP | 2 | 5 | 7 | 14 |
| 2 | | 6 | Gonzalez Marti Yusniel | OH | 1 | 3 | 4 | 8 | 0.25 |
| - | | 1 | Chirino Callam Adrian | S | 0 | 6 | 8 | 14 | |
| - | | 5 | Iglesias Hechevarria Yonni Jesus | S | 0 | 1 | 1 | 2 | |
| - | | 7 | Ricardo Nuñez Alvaro Luis | L | 0 | 0 | 0 | 0 | |
| - | | 10 | Suarez Mendoza Thiago | MB | 0 | 3 | 12 | 15 | |
| - | | 11 | Suarez Perez Angel | MB | 0 | 0 | 0 | 0 | |
| - | | 12 | Gomez Reyes Jose Ramon | OH | 0 | 5 | 5 | 10 | |
| - | | 14 | Valle Garcia Brayan Francisco | OP | 0 | 0 | 0 | 0 | |
| - | | 15 | Leon Napoles Yohan Armando | OH | 0 | 1 | 10 | 11 | |
| - | | 17 | Contreras Acosta Jakdiel | MB | 0 | 1 | 9 | 10 | |
| - | | 20 | Rodriguez Hernandez Felix Ernesto | OH | 0 | 0 | 0 | 0 | |
| Total Team | | | | | 3 | 25 | 56 | 84 | 0.75 |

| Team | Total Team | 33 | 20 | | 53 | |
|-------------|------------|----|----|--|----|--|
| | | | | | | |

|  Dig | Rk | No | Name | Pos. | Digs | Faults | Receptions | Total Attempts | Avg. by set |
|--|----|-------------------------------------|---------------------------|------|------|--------|------------|----------------|-------------|
| | 1 | 7 | Ricardo Nuñez Alvaro Luis | L | 8 | 4 | 4 | 16 | 2.00 |
| 2 | 1 | Chirino Callam Adrian | S | 5 | 3 | 4 | 12 | 1.25 | |
| 3 | 9 | Gonzalez Rodriguez Alejandro Miguel | OP | 4 | 2 | 1 | 7 | 1.00 | |
| 4 | 6 | Gonzalez Marti Yusniel | OH | 2 | 2 | 1 | 5 | 0.50 | |
| 5 | 5 | Iglesias Hechevarria Yonni Jesus | S | 1 | 0 | 1 | 2 | 0.25 | |
| | 12 | Gomez Reyes Jose Ramon | OH | 1 | 1 | 0 | 2 | 0.25 | |
| | 15 | Leon Napoles Yohan Armando | OH | 1 | 4 | 3 | 8 | 0.25 | |
| - | 10 | Suarez Mendoza Thiago | MB | 0 | 1 | 0 | 1 | | |
| - | 11 | Suarez Perez Angel | MB | 0 | 0 | 0 | 0 | | |
| - | 14 | Valle Garcia Brayan Francisco | OP | 0 | 0 | 0 | 0 | | |
| - | 17 | Contreras Acosta Jakdiel | MB | 0 | 0 | 1 | 1 | | |
| - | 20 | Rodriguez Hernandez Felix Ernesto | OH | 0 | 0 | 0 | 0 | | |
| Total Team | | | | | 22 | 17 | 15 | 54 | 5.50 |

|  Set | Rk | No | Name | Pos. | Running Sets | Faults | Still Sets | Total Attempts | Avg. by set |
|--|----|-------------------------------------|-----------------------|------|--------------|--------|------------|----------------|-------------|
| | 1 | 1 | Chirino Callam Adrian | S | 2 | 1 | 74 | 77 | 0.50 |
| - | 5 | Iglesias Hechevarria Yonni Jesus | S | 0 | 0 | 4 | 4 | | |
| - | 6 | Gonzalez Marti Yusniel | OH | 0 | 0 | 0 | 0 | | |
| - | 7 | Ricardo Nuñez Alvaro Luis | L | 0 | 0 | 7 | 7 | | |
| - | 9 | Gonzalez Rodriguez Alejandro Miguel | OP | 0 | 0 | 0 | 0 | | |
| - | 10 | Suarez Mendoza Thiago | MB | 0 | 0 | 0 | 0 | | |
| - | 11 | Suarez Perez Angel | MB | 0 | 0 | 0 | 0 | | |
| - | 12 | Gomez Reyes Jose Ramon | OH | 0 | 0 | 3 | 3 | | |
| - | 14 | Valle Garcia Brayan Francisco | OP | 0 | 0 | 0 | 0 | | |
| - | 15 | Leon Napoles Yohan Armando | OH | 0 | 0 | 1 | 1 | | |
| - | 17 | Contreras Acosta Jakdiel | MB | 0 | 1 | 0 | 1 | | |
| - | 20 | Rodriguez Hernandez Felix Ernesto | OH | 0 | 0 | 0 | 0 | | |
| Total Team | | | | | 2 | 2 | 89 | 93 | 0.50 |

|  Reception | Rk | No | Name | Pos. | Excellents | Faults | Serve Receptions | Total Attempts | Eff. % |
|--|----|-------------------------------------|---------------------------|------|------------|--------|------------------|----------------|--------|
| | 1 | 7 | Ricardo Nuñez Alvaro Luis | L | 9 | 0 | 7 | 16 | 56.25 |
| 2 | 15 | Leon Napoles Yohan Armando | OH | 11 | 2 | 12 | 25 | 36.00 | |
| 3 | 6 | Gonzalez Marti Yusniel | OH | 7 | 2 | 7 | 16 | 31.25 | |
| - | 1 | Chirino Callam Adrian | S | 0 | 0 | 0 | 0 | | |
| - | 5 | Iglesias Hechevarria Yonni Jesus | S | 0 | 0 | 0 | 0 | | |
| - | 9 | Gonzalez Rodriguez Alejandro Miguel | OP | 0 | 0 | 0 | 0 | | |
| - | 10 | Suarez Mendoza Thiago | MB | 0 | 0 | 0 | 0 | | |
| - | 11 | Suarez Perez Angel | MB | 0 | 0 | 0 | 0 | | |
| - | 12 | Gomez Reyes Jose Ramon | OH | 4 | 0 | 6 | 10 | | |
| - | 14 | Valle Garcia Brayan Francisco | OP | 0 | 0 | 0 | 0 | | |
| - | 17 | Contreras Acosta Jakdiel | MB | 1 | 0 | 1 | 2 | | |
| - | 20 | Rodriguez Hernandez Felix Ernesto | OH | 0 | 0 | 0 | 0 | | |
| Total Team | | | | | 32 | 4 | 33 | 69 | 40.58 |

Limit: 20.00%