


Match: 3 **Date:** 19/09/2023 **Spectators:** 285
City: Edmonton
Hall: Flair Airlines Hangar
Match duration: **Start:** 19:00 **End:** 20:45 **Total:** 1:45

Teams	Sets	1	2	3	4	5	Total
CAN	3	25	25	23	25		98
PUR	1	15	20	25	20		80
Duration:		0:20	0:28	0:25	0:22		1:36


 **CAN • Canada**



Attack


Limit: 15.00%

Rk	No	Name	Pos.	Attacks	Faults	Shots	Total Attempts	Succ. %
1	24	Heslinga Isaac	OH	18	5	8	31	58.06
2	10	Mamer Isaiah	OH	11	4	4	19	57.89
3	44	Byam Christopher	OP	9	2	13	24	37.50
-	4	Greves Mason	S	0	0	0	0	
-	7	Schmidt Kaden	OH	0	0	0	0	
-	11	Schoenherr Cory	MB	2	0	0	2	
-	12	Gingera Reeve	OP	5	1	2	8	
-	13	Sargent Jacob	OH	5	3	4	12	
-	18	Dueck Jonah	MB	0	0	0	0	
-	19	Portelance Jonathan	S	1	0	0	1	
-	41	Kristjanson Liam	MB	1	0	2	3	
-	48	Vincett James	MB	3	2	2	7	
-	87	Hollands Zachary	L	0	0	0	0	
-	88	Picklyk Darian	L	0	0	0	0	
Total Team				55	17	35	107	51.40



Block


Rk	No	Name	Pos.	Kill Blocks	Faults	Rebounds	Total Attempts	Avg. by set
1	24	Heslinga Isaac	OH	3	4	0	7	0.75
2	13	Sargent Jacob	OH	2	1	0	3	0.50
	19	Portelance Jonathan	S	2	1	0	3	0.50
	41	Kristjanson Liam	MB	2	0	2	4	0.50
5	11	Schoenherr Cory	MB	1	0	0	1	0.25
	48	Vincett James	MB	1	2	0	3	0.25
-	4	Greves Mason	S	0	1	1	2	
-	7	Schmidt Kaden	OH	0	0	0	0	
-	10	Mamer Isaiah	OH	0	2	0	2	
-	12	Gingera Reeve	OP	0	2	1	3	
-	18	Dueck Jonah	MB	0	0	0	0	
-	44	Byam Christopher	OP	0	5	3	8	
-	87	Hollands Zachary	L	0	0	0	0	
-	88	Picklyk Darian	L	0	0	0	0	
Total Team				11	18	7	36	2.75





Serve

Rk	No	Name	Pos.	Aces	Faults	Serve Hits	Total Attempts	Avg. by set
1	10	Mamer Isaiah	OH	2	2	6	10	0.50
	24	Heslinga Isaac	OH	2	4	10	16	0.50
	44	Byam Christopher	OP	2	1	7	10	0.50
4	12	Gingera Reeve	OP	1	0	2	3	0.25
	13	Sargent Jacob	OH	1	3	5	9	0.25
	19	Portelance Jonathan	S	1	1	17	19	0.25
	48	Vincett James	MB	1	2	8	11	0.25
-	4	Greves Mason	S	0	3	5	8	
-	7	Schmidt Kaden	OH	0	0	2	2	
-	11	Schoenherr Cory	MB	0	0	2	2	
-	18	Dueck Jonah	MB	0	0	0	0	
-	41	Kristjanson Liam	MB	0	3	4	7	
-	87	Hollands Zachary	L	0	0	0	0	
-	88	Picklyk Darian	L	0	0	0	0	
Total Team				10	19	68	97	2.50

Team	Total Team	22	17		39	
------	------------	----	----	--	----	--

 Dig	Rk	No	Name	Pos.	Digs	Faults	Receptions	Total Attempts	Avg. by set
	1	24	Heslinga Isaac	OH	9	1	4	14	2.25
2	13	Sargent Jacob	OH	5	0	2	7	1.25	
	19	Portelance Jonathan	S	5	3	0	8	1.25	
	88	Picklyk Darian	L	5	3	2	10	1.25	
5	44	Byam Christopher	OP	4	0	1	5	1.00	
6	12	Gingera Reeve	OP	3	0	0	3	0.75	
7	87	Hollands Zachary	L	2	0	1	3	0.50	
8	10	Mamer Isaiah	OH	1	0	0	1	0.25	
	11	Schoenherr Cory	MB	1	0	0	1	0.25	
	41	Kristjanson Liam	MB	1	0	1	2	0.25	
	48	Vincett James	MB	1	0	1	2	0.25	
-	4	Greves Mason	S	0	1	0	1		
-	7	Schmidt Kaden	OH	0	0	0	0		
-	18	Dueck Jonah	MB	0	0	0	0		
Total Team					37	8	12	57	9.25




 Set	Rk	No	Name	Pos.	Running Sets	Faults	Still Sets	Total Attempts	Avg. by set
	1	19	Portelance Jonathan	S	5	1	62	68	1.25
-	4	Greves Mason	S	0	0	25	25		
-	7	Schmidt Kaden	OH	0	0	0	0		
-	10	Mamer Isaiah	OH	0	0	2	2		
-	11	Schoenherr Cory	MB	0	0	0	0		
-	12	Gingera Reeve	OP	0	0	0	0		
-	13	Sargent Jacob	OH	0	0	1	1		
-	18	Dueck Jonah	MB	0	0	0	0		
-	24	Heslinga Isaac	OH	0	0	5	5		
-	41	Kristjanson Liam	MB	0	0	1	1		
-	44	Byam Christopher	OP	0	0	0	0		
-	48	Vincett James	MB	0	0	0	0		
-	87	Hollands Zachary	L	0	0	1	1		
-	88	Picklyk Darian	L	0	0	2	2		
Total Team					5	1	99	105	1.25

 Reception	Rk	No	Name	Pos.	Excellents	Faults	Serve Receptions	Total Attempts	Eff. %
	1	10	Mamer Isaiah	OH	10	0	8	18	55.56
2	24	Heslinga Isaac	OH	9	0	8	17	52.94	
3	87	Hollands Zachary	L	10	0	10	20	50.00	
-	4	Greves Mason	S	0	0	0	0		
-	7	Schmidt Kaden	OH	0	0	0	0		
-	11	Schoenherr Cory	MB	0	0	0	0		
-	12	Gingera Reeve	OP	0	0	0	0		
-	13	Sargent Jacob	OH	1	0	9	10		
-	18	Dueck Jonah	MB	0	0	0	0		
-	19	Portelance Jonathan	S	0	0	0	0		
-	41	Kristjanson Liam	MB	0	0	0	0		
-	44	Byam Christopher	OP	0	0	0	0		
-	48	Vincett James	MB	0	0	0	0		
-	88	Picklyk Darian	L	0	0	2	2		
Total Team					30	0	37	67	44.78

Limit: 20.00%




PUR • Puerto Rico


 Attack Limit: 15.00%	Rk	No	Name	Pos.	Attacks	Faults	Shots	Total Attempts	Succ. %
	1	25	Feliciano Bengoa Antonio Luis	OH	11	0	7	18	61.11
	2	24	Rosich Oliver Diego	OH	7	3	6	16	43.75
	3	2	Lawrence Vidal Klistan	OH	16	5	17	38	42.11
	4	4	Rivera George Lorenzo Antonio	OP	4	10	7	21	19.05
	-	5	Lamboy Perez Leemanuel	MB	0	1	2	3	
	-	8	Huyke Calderon Sebastian Miguel	S	1	0	0	1	
	-	20	Albaladejo Morales Fernand Joniel	L	0	0	0	0	
	-	21	Figueroa Torrens Janluar	MB	3	0	2	5	
	-	23	Vargas Colorado Jose Maria	S	0	0	0	0	
	-	26	Hernandez Wilmer	OH	0	0	0	0	
	-	27	Santa Cruz Carlos	OP	1	0	0	1	
Total Team					43	19	41	103	41.75
 Block	Rk	No	Name	Pos.	Kill Blocks	Faults	Rebounds	Total Attempts	Avg. by set
	1	21	Figueroa Torrens Janluar	MB	3	2	1	6	0.75
	2	4	Rivera George Lorenzo Antonio	OP	2	4	0	6	0.50
	8	8	Huyke Calderon Sebastian Miguel	S	2	9	1	12	0.50
	4	27	Santa Cruz Carlos	OP	1	0	0	1	0.25
	-	2	Lawrence Vidal Klistan	OH	0	2	1	3	
	-	5	Lamboy Perez Leemanuel	MB	0	3	2	5	
	-	20	Albaladejo Morales Fernand Joniel	L	0	0	0	0	
	-	23	Vargas Colorado Jose Maria	S	0	0	0	0	
	-	24	Rosich Oliver Diego	OH	0	0	0	0	
	-	25	Feliciano Bengoa Antonio Luis	OH	0	1	1	2	
	-	26	Hernandez Wilmer	OH	0	0	0	0	
Total Team					8	21	6	35	2.00
 Serve	Rk	No	Name	Pos.	Aces	Faults	Serve Hits	Total Attempts	Avg. by set
	-	2	Lawrence Vidal Klistan	OH	0	4	7	11	
	-	4	Rivera George Lorenzo Antonio	OP	0	1	8	9	
	-	5	Lamboy Perez Leemanuel	MB	0	2	4	6	
	-	8	Huyke Calderon Sebastian Miguel	S	0	2	10	12	
	-	20	Albaladejo Morales Fernand Joniel	L	0	0	0	0	
	-	21	Figueroa Torrens Janluar	MB	0	2	15	17	
	-	23	Vargas Colorado Jose Maria	S	0	1	2	3	
	-	24	Rosich Oliver Diego	OH	0	0	8	8	
	-	25	Feliciano Bengoa Antonio Luis	OH	0	1	6	7	
	-	26	Hernandez Wilmer	OH	0	1	7	8	
	-	27	Santa Cruz Carlos	OP	0	0	0	0	
Total Team					0	14	67	81	
Team	Total Team				29	22		51	


MIKASA

MIKASA

MIKASA

 Dig	Rk	No	Name	Pos.	Digs	Faults	Receptions	Total Attempts	Avg. by set
	1	20	Albaladejo Morales Fernand Joniel	L	8	6	1	15	2.00
2	2	Lawrence Vidal Klistan	OH	5	3	3	11	1.25	
	4	Rivera George Lorenzo Antonio	OP	5	1	2	8	1.25	
	24	Rosich Oliver Diego	OH	5	1	1	7	1.25	
5	8	Huyke Calderon Sebastian Miguel	S	4	0	1	5	1.00	
6	21	Figueroa Torrens Janluar	MB	3	0	1	4	0.75	
7	25	Feliciano Bengoa Antonio Luis	OH	1	2	1	4	0.25	
	26	Hernandez Wilmer	OH	1	0	1	2	0.25	
-	5	Lamboy Perez Leemanuel	MB	0	0	0	0		
-	23	Vargas Colorado Jose Maria	S	0	0	0	0		
-	27	Santa Cruz Carlos	OP	0	0	0	0		
Total Team					32	13	11	56	8.00

 Set	Rk	No	Name	Pos.	Running Sets	Faults	Still Sets	Total Attempts	Avg. by set
	1	8	Huyke Calderon Sebastian Miguel	S	4	0	79	83	1.00
-	2	Lawrence Vidal Klistan	OH	0	0	3	3		
-	4	Rivera George Lorenzo Antonio	OP	0	0	2	2		
-	5	Lamboy Perez Leemanuel	MB	0	0	0	0		
-	20	Albaladejo Morales Fernand Joniel	L	0	0	4	4		
-	21	Figueroa Torrens Janluar	MB	0	0	1	1		
-	23	Vargas Colorado Jose Maria	S	0	0	7	7		
-	24	Rosich Oliver Diego	OH	0	0	1	1		
-	25	Feliciano Bengoa Antonio Luis	OH	0	0	1	1		
-	26	Hernandez Wilmer	OH	0	0	0	0		
-	27	Santa Cruz Carlos	OP	0	0	0	0		
Total Team					4	0	98	102	1.00

 Reception Limit: 20.00%	Rk	No	Name	Pos.	Excellents	Faults	Serve Receptions	Total Attempts	Eff. %
	1	2	Lawrence Vidal Klistan	OH	17	3	21	41	34.15
-	4	Rivera George Lorenzo Antonio	OP	1	0	0	1		
-	5	Lamboy Perez Leemanuel	MB	0	0	0	0		
-	8	Huyke Calderon Sebastian Miguel	S	0	0	0	0		
-	20	Albaladejo Morales Fernand Joniel	L	6	4	5	15		
-	21	Figueroa Torrens Janluar	MB	0	0	1	1		
-	23	Vargas Colorado Jose Maria	S	0	0	0	0		
-	24	Rosich Oliver Diego	OH	2	2	4	8		
-	25	Feliciano Bengoa Antonio Luis	OH	4	0	7	11		
-	26	Hernandez Wilmer	OH	0	0	0	0		
-	27	Santa Cruz Carlos	OP	0	0	0	0		
Total Team					30	9	38	77	27.27