




III COPA PANAMERICANA Sub-23 2016



BULLETIN 3

September 6, 2016



codegto.gob.mx

COPA PANAMERICANA MASCULINA SUB 23

Guanajuato-Mexico-Septiembre 3-11, 2016



Calendario y Formato de Competencia / Competition Format and Match Schedule

| GROUP-A | | | | | | | | | | | | | | | |
|---------|--------|-------|----------|----|-----------|-----|-------------------------|-------|-------|-------|-------|--------|-------|------|-------|
| No. | Date | Time | Teams | | LIVE SCOR | Set | Result per set (points) | | | | | POINTS | TOTAL | TIME | FORMS |
| | | | | | | | 1 | 2 | 3 | 4 | 5 | | | | |
| 3 | 05-sep | 18:00 | MEXICO | vs | GUATEMALA | 3-1 | 21-25 | 25-21 | 25-23 | 25-18 | 96-87 | 1:30 | P-2 | P-3 | |
| 5 | 06-sep | 18:00 | COLOMBIA | vs | GUATEMALA | 3-0 | 25-14 | 25-20 | 25-21 | 75-55 | 1:09 | P-2 | P-3 | | |
| 9 | 07-sep | 20:00 | MEXICO | vs | COLOMBIA | | | | | | | | P-2 | P-3 | |

| GROUP-B | | | | | | | | | | | | | | | |
|---------|--------|-------|--------------------|----|--------------------|-----|-------------------------|-------|-------|-------|------|--------|-------|------|-------|
| No. | Date | Time | Teams | | LIVE SCOR | Set | Result per set (points) | | | | | POINTS | TOTAL | TIME | FORMS |
| | | | | | | | 1 | 2 | 3 | 4 | 5 | | | | |
| 2 | 05-sep | 20:00 | TRINIDAD & TOBAGO | vs | DOMINICAN REPUBLIC | 0-3 | 16-25 | 20-25 | 15-25 | 51-75 | 1:00 | P-2 | P-3 | | |
| 4 | 06-sep | 16:00 | CUBA | vs | TRINIDAD & TOBAGO | 3-0 | 25-11 | 25-15 | 25-7 | 75-33 | 0:52 | P-2 | P-3 | | |
| 8 | 07-sep | 18:00 | DOMINICAN REPUBLIC | vs | CUBA | | | | | | | | P-2 | P-3 | |

| GROUP-C | | | | | | | | | | | | | | | |
|---------|--------|-------|-----------|----|-----------|-----|-------------------------|-------|------|-------|------|--------|-------|------|-------|
| No. | Date | Time | Teams | | LIVE SCOR | Set | Result per set (points) | | | | | POINTS | TOTAL | TIME | FORMS |
| | | | | | | | 1 | 2 | 3 | 4 | 5 | | | | |
| 1 | 05-sep | 15:00 | ST. LUCIA | vs | ARGENTINA | 0-3 | 14-25 | 10-25 | 8-25 | 32-75 | 0:48 | P-2 | P-3 | | |
| 6 | 06-sep | 20:00 | CHILE | vs | ST. LUCIA | 3-0 | 25-9 | 25-6 | 25-8 | 75-23 | 0:50 | P-2 | P-3 | | |
| 7 | 07-sep | 16:00 | ARGENTINA | vs | CHILE | | | | | | | | P-2 | P-3 | |

| CLASSIFICATION 9 | | | | | | | | | | | | | | | |
|------------------|--------|-------|---------|----|-----------|-----|-------------------------|---|---|---|---|--------|-------|------|-------|
| No. | Date | Time | Teams | | LIVE SCOR | Set | Result per set (points) | | | | | POINTS | TOTAL | TIME | FORMS |
| | | | | | | | 1 | 2 | 3 | 4 | 5 | | | | |
| 10 | 08-sep | 16:00 | 3rd HR2 | vs | 3rd HR3 | 0-0 | | | | | | | P-2 | P-3 | |

| QUARTERFINALS | | | | | | | | | | | | | | | |
|---------------|--------|-------|---------|----|-----------------------|-----|-------------------------|---|---|---|---|--------|-------|------|-------|
| No. | Date | Time | Teams | | LIVE SCOR | Set | Result per set (points) | | | | | POINTS | TOTAL | TIME | FORMS |
| | | | | | | | 1 | 2 | 3 | 4 | 5 | | | | |
| 11 | 08-sep | 18:00 | 2nd HR1 | vs | 2nd HR2* (or 2nd HR3) | 0-0 | | | | | | | P-2 | P-3 | |
| 12 | 08-sep | 20:00 | 1st HR3 | vs | 2nd HR3* (or 2nd HR2) | 0-0 | | | | | | | P-2 | P-3 | |

| FINAL CLASSIFICATION 7/8 | | | | | | | | | | | | | | | |
|--------------------------|--------|-------|---------|----|---------------|-----|-------------------------|---|---|---|---|--------|-------|------|-------|
| No. | Date | Time | Teams | | LIVE SCOR | Set | Result per set (points) | | | | | POINTS | TOTAL | TIME | FORMS |
| | | | | | | | 1 | 2 | 3 | 4 | 5 | | | | |
| 13 | 09-sep | 16:00 | 3rd HR1 | vs | Winner of M10 | 0-0 | | | | | | | P-2 | P-3 | |

| SEMIFINALS | | | | | | | | | | | | | | | |
|------------|--------|-------|---------|----|-------------------------|-----|-------------------------|---|---|---|---|--------|-------|------|-------|
| No. | Date | Time | Teams | | LIVE SCOR | Set | Result per set (points) | | | | | POINTS | TOTAL | TIME | FORMS |
| | | | | | | | 1 | 2 | 3 | 4 | 5 | | | | |
| 14 | 09-sep | 18:00 | 1st HR2 | vs | Winner of M12* (or M11) | 0-0 | | | | | | | P-2 | P-3 | |
| 15 | 09-sep | 20:00 | 1st HR1 | vs | Winner of M11* (or M12) | 0-0 | | | | | | | P-2 | P-3 | |

| FINAL CLASSIFICATION 5/6 | | | | | | | | | | | | | | | |
|--------------------------|--------|-------|--------------|----|--------------|-----|-------------------------|---|---|---|---|--------|-------|------|-------|
| No. | Date | Time | Teams | | LIVE SCOR | Set | Result per set (points) | | | | | POINTS | TOTAL | TIME | FORMS |
| | | | | | | | 1 | 2 | 3 | 4 | 5 | | | | |
| 16 | 10-sep | 16:00 | Loser of M11 | vs | Loser of M12 | 0-0 | | | | | | | P-2 | P-3 | |

| FINALS | | | | | | | | | | | | | | | |
|--------|--------|-------|---------------|----|---------------|-----|-------------------------|---|---|---|---|--------|-------|------|-------|
| No. | Date | Time | Teams | | LIVE SCOR | Set | Result per set (points) | | | | | POINTS | TOTAL | TIME | FORMS |
| | | | | | | | 1 | 2 | 3 | 4 | 5 | | | | |
| 17 | 10-sep | 18:00 | Loser of M14 | vs | Loser of M15 | 0-0 | | | | | | | P-2 | P-3 | |
| 18 | 10-sep | 20:00 | Winner of M14 | vs | Winner of M15 | 0-0 | | | | | | | P-2 | P-3 | |

*NOTE1: For the Classification, Quarterfinal and Semifinal Rounds, according to the FIVB General Competition Regulations, it must be avoided that teams from the same group play each other.

*NOTE2: According to the established competition format and the FIVB General Regulations, for the Classification, Quarterfinal and Semifinal Rounds, if three teams from the same group qualify, the match between highest ranked team and lowest ranked team of their Preliminary Round will be repeated.

*NOTE3: Loser of M14 = Loser of Match #14, etc.

COPA PANAMERICANA MASCULINA SUB 23

Guanajuato-Mexico-Septiembre 3-11, 2016



| Día / Day | Hora / Time | Competition Venue - Gimnasio la Yerbabuena "La Colmena" | Training Court 1 - <u>Polideportivo CODE</u> | Training Court 2- <u>Cncha Arturo Larios "De Cristal"</u> |
|-----------|-------------|---|--|---|
| 07-sep-16 | 08:00 | LCA | ARG (16:00) | CHI (16:00) |
| | 09:30 | TTO | DOM (18:00) | CUB (18:00) |
| | 11:00 | GUA | COL (20:00) | MEX (20:00) |
| | 16:00 | ARG vs CHI | | |
| | 18:00 | DOM vs CUB | | |
| | 20:00 | COL vs MEX | | |
| | 08-sep-16 | 08:00 | 3rd HR1 | 3rd HR2 (16:00) |
| 09:30 | | 1st HR2 | 2nd HR1 (18:00) | 2nd HR2* (2nd HR3) (18:00) |
| 11:00 | | 1st HR1 | 2nd HR3* (2nd HR2) (20:00) | 1st HR3 (20:00) |
| 16:00 | | 3rd HR2 vs 3rd HR3 | | |
| 18:00 | | 2nd HR1 vs 2nd HR2* (2nd HR3) | | |
| 20:00 | | 1st HR3 vs 2nd HR3* (2nd HR2) | | |
| 09-sep-16 | | 08:00 | | 3rd HR1 (16:00) |
| | 09:30 | Loser of M11 | 1st HR2 (18:00) | Winner of M12* (or M11) (18:00) |
| | 11:00 | Loser of M12 | 1st HR1 (20:00) | Winner of M11* (or M12) (20:00) |
| | 16:00 | 3rd HR1 vs Winner of M10 | | |
| | 18:00 | 1st HR2 vs Winner of M12* (or M11) | | |
| | 20:00 | 1st HR1 vs Winner of M11* (or M12) | | |
| | 10-sep-16 | 08:00 | | Loser of M11 (16:00) |
| 09:30 | | | Loser of M14 (18:00) | Loser of M15 (18:00) |
| 11:00 | | | Winner of M14 (20:00) | Winner of M15 (20:00) |
| 16:00 | | Loser of M11 vs Loser of M12 | | |
| 18:00 | | Loser of M14 vs Loser of M15 | | |
| 20:00 | | Winner of M14 vs Winner of M15 | | |

NORCECA Copa PanAm Masculina Sub23

Results of Tuesday, 06' 6e 'September' 6e '2016

MATCH RESULTS
POOL A

| No | Date | Teams | Set | Result per set (points) | | | | | Total Points | Time | Spectators |
|----|------------|-----------|-----|-------------------------|-------|-------|-------|---|--------------|------|------------|
| | | | | 1 | 2 | 3 | 4 | 5 | | | |
| 3 | 05/09/2016 | MEX - GUA | 3-1 | 21-25 | 25-21 | 25-23 | 25-18 | | 96- 87 | 1:39 | 1.800 |
| 5 | 06/09/2016 | COL - GUA | 3-0 | 25-14 | 25-20 | 25-21 | | | 75- 55 | 1:15 | 175 |
| 9 | 07/09/2016 | MEX - COL | | | | | | | | | |

POOL B

| No | Date | Teams | Set | Result per set (points) | | | | | Total Points | Time | Spectators |
|----|------------|-----------|-----|-------------------------|-------|-------|---|---|--------------|------|------------|
| | | | | 1 | 2 | 3 | 4 | 5 | | | |
| 2 | 05/09/2016 | TRI - DOM | 0-3 | 16-25 | 20-25 | 15-25 | | | 51- 75 | 1:06 | 150 |
| 4 | 06/09/2016 | CUB - TRI | 3-0 | 25-11 | 25-15 | 25- 7 | | | 75- 33 | 0:50 | 60 |
| 8 | 07/09/2016 | DOM - CUB | | | | | | | | | |

POOL C

| No | Date | Teams | Set | Result per set (points) | | | | | Total Points | Time | Spectators |
|----|------------|-----------|-----|-------------------------|-------|-------|---|---|--------------|------|------------|
| | | | | 1 | 2 | 3 | 4 | 5 | | | |
| 1 | 05/09/2016 | LCA - ARG | 0-3 | 14-25 | 10-25 | 8-25 | | | 32- 75 | 0:54 | 100 |
| 6 | 06/09/2016 | CHI - LCA | 3-0 | 25- 9 | 25- 6 | 25- 8 | | | 75- 23 | 0:56 | 100 |
| 7 | 07/09/2016 | ARG - CHI | | | | | | | | | |

TEAM RANKING
POOL A

| Rk | Code | Team | Matches | | | | Results Details | | | | | | Points | | | Sets | | |
|----|------|-----------|---------|---|---|---|-----------------|-----|-----|-----|-----|-----|--------|-------|-------|------|-------|-------|
| | | | Pts | T | W | L | 3-0 | 3-1 | 3-2 | 2-3 | 1-3 | 0-3 | W | L | Ratio | W | L | Ratio |
| 1 | COL | COLOMBIA | 5 | 1 | 1 | 0 | 1 | 0 | 0 | 0 | 0 | 0 | 75 | 55 | 1,364 | 3 | 0 | MAX |
| 2 | MEX | MEXICO | 4 | 1 | 1 | 0 | 0 | 1 | 0 | 0 | 0 | 96 | 87 | 1,103 | 3 | 1 | 3,000 | |
| 3 | GUA | GUATEMALA | 1 | 2 | 0 | 2 | 0 | 0 | 0 | 0 | 1 | 142 | 171 | 0,830 | 1 | 6 | 0,167 | |

POOL B

| Rk | Code | Team | Matches | | | | Results Details | | | | | | Points | | | Sets | | |
|----|------|--------------------|---------|---|---|---|-----------------|-----|-----|-----|-----|-----|--------|-------|-------|------|-----|-------|
| | | | Pts | T | W | L | 3-0 | 3-1 | 3-2 | 2-3 | 1-3 | 0-3 | W | L | Ratio | W | L | Ratio |
| 1 | CUB | CUBA | 5 | 1 | 1 | 0 | 1 | 0 | 0 | 0 | 0 | 75 | 33 | 2,273 | 3 | 0 | MAX | |
| 2 | DOM | DOMINICAN REPUBLIC | 5 | 1 | 1 | 0 | 1 | 0 | 0 | 0 | 0 | 75 | 51 | 1,471 | 3 | 0 | MAX | |
| 3 | TRI | TRINIDAD & TOBAGO | 0 | 2 | 0 | 2 | 0 | 0 | 0 | 0 | 2 | 84 | 150 | 0,560 | 0 | 6 | | |

POOL C

| Rk | Code | Team | Matches | | | | Results Details | | | | | | Points | | | Sets | | |
|----|------|-----------|---------|---|---|---|-----------------|-----|-----|-----|-----|-----|--------|-------|-------|------|-----|-------|
| | | | Pts | T | W | L | 3-0 | 3-1 | 3-2 | 2-3 | 1-3 | 0-3 | W | L | Ratio | W | L | Ratio |
| 1 | CHI | CHILE | 5 | 1 | 1 | 0 | 1 | 0 | 0 | 0 | 0 | 75 | 23 | 3,261 | 3 | 0 | MAX | |
| 2 | ARG | ARGENTINA | 5 | 1 | 1 | 0 | 1 | 0 | 0 | 0 | 0 | 75 | 32 | 2,344 | 3 | 0 | MAX | |
| 3 | LCA | ST. LUCIA | 0 | 2 | 0 | 2 | 0 | 0 | 0 | 0 | 2 | 55 | 150 | 0,367 | 0 | 6 | | |



P-2 VOLLEYBALL • Match result



NORCECA Copa PanAm Masculina Sub23 POOL B

Match: 4 **Date:** 06/09/2016 **Spectators:** 60
City: GUANAJUATO
Hall: "LA COLMENA"
Match duration: Start: 16:01 End: 16:51 Total: 0:50

| Teams | Sets | 1 | 2 | 3 | 4 | 5 | Total |
|---------------------|----------|------|------|------|---|---|-------|
| CUB | 3 | 25 | 25 | 25 | | | 75 |
| TRI | 0 | 11 | 15 | 7 | | | 33 |
| Set duration | | 0:17 | 0:19 | 0:16 | | | 0:52 |

Referees: GLADYS, Duran (CHI) & SANCHEZ, Randy (MEX)

| CUB • CUBA | | 1 | 2 | 3 | 4 | 5 | Pts |
|------------|------------------------|---|---|---|---|---|-----|
| 1 | MALGREJO Osniel (OH) | ■ | ■ | ■ | | | 17 |
| 2 | LOPEZ Miguel (OH) | ■ | ■ | ■ | | | 6 |
| 4 | TABOADA Lyan (S) | | | | □ | | |
| 5 | CONCEPCION Javier (MB) | ■ | ■ | ■ | | | 7 |
| 6 | RENDON Osniel (OP) | ■ | ■ | ■ | | | 9 |
| 7 | MASSO Jose (OP) | ■ | ■ | ■ | | | 6 |
| 9 | FLORES Bryan (OP) | | | | □ | | 2 |
| 10 | GUTIERREZ Miguel (OH) | □ | □ | □ | | | 4 |
| 13 | ROMERO Jose (OH) | | | | □ | | 1 |
| 15 | GOIDE Adrian (S) | ■ | ■ | ■ | | | 4 |
| 16 | ALONSO Roami (MB) | | | | | | |
| 19 | L SALAZAR Lionnis (L) | L | L | L | | | |

Coach: CRUZ, Jesus
Assistant: GONZALEZ, Angel

| TRI • TRINIDAD & TOBAGO | | 1 | 2 | 3 | 4 | 5 | Pts |
|-------------------------|--------------------|---|---|---|---|---|-----|
| 2 | THEODORE Joel | ■ | ■ | ■ | | | |
| 3 | L WILLIAMS Clinton | L | L | L | | | |
| 5 | GRANT Newton | ■ | ■ | ■ | | | 2 |
| 6 | HARRY Enrique | □ | ■ | □ | | | 3 |
| 7 | PHILLIP Marlon | ■ | ■ | ■ | | | 6 |
| 8 | DONALD Kameron | ■ | ■ | ■ | | | |
| 9 | WRIGHT Rashaun | | | | | | |
| 12 | BASDEO Varendra | | | | □ | | |
| 14 | ROBERTS Adriel | ■ | ■ | ■ | | | 6 |
| 16 | PRESCOTT Nicholas | ■ | □ | ■ | | | 6 |
| 17 | EDWARDS Tevin | | | | | | |
| 18 | STEWART Daynte | | | | □ | □ | |

Coach: DICKSON, Gideon
Assistant: SIMMONS, Lyndon

TEAMS AND PLAYERS PERFORMANCES

| Won Pts | Total Atts | No Name |
|-----------|------------|--------------------------|
| 31 | 46 | Total Team |
| 13 | 18 | 1 MALGREJO Osniel (OH) |
| 5 | 8 | 6 RENDON Osniel (OP) |
| 14 | 32 | Total Team |
| 4 | 9 | 5 CONCEPCION Javier |
| 3 | 6 | 1 MALGREJO Osniel (OH) |
| 11 | 73 | Total Team |
| 4 | 10 | 10 GUTIERREZ Miguel (OH) |
| 3 | 14 | 6 RENDON Osniel (OP) |
| 19 | | Total Team |
| 75 | 151 | Total Team |

| | | |
|----|----|------------------------|
| 17 | 42 | 1 MALGREJO Osniel (OH) |
|----|----|------------------------|

| Excellent | Total Atts | No Name |
|-----------|------------|------------------------|
| 18 | 41 | Total Team |
| 8 | 15 | 19 SALAZAR Lionnis (L) |
| 3 | 6 | 15 GOIDE Adrian (S) |
| 16 | 44 | Total Team |
| 15 | 38 | 15 GOIDE Adrian (S) |
| 18 | 27 | Total Team |
| 5 | 7 | 2 LOPEZ Miguel (OH) |
| 4 | 6 | 19 SALAZAR Lionnis (L) |

| Scoring Skills |
|-------------------|
| Spike |
| Block |
| Serve |
| Opp. error |
| Total |

| |
|--------------------|
| Best Scorer |
|--------------------|

| Non scoring Skills |
|--------------------|
| Dig |
| Set |
| Reception |
| Success - Faults |
| # Attempts |

| Won Pts | Total Atts | No Name |
|-----------|------------|----------------------|
| 21 | 60 | Total Team |
| 6 | 10 | 16 PRESCOTT Nicholas |
| 6 | 20 | 7 PHILLIP Marlon |
| 1 | 24 | Total Team |
| 1 | 10 | 14 ROBERTS Adriel |
| 1 | 35 | Total Team |
| 1 | 4 | 6 HARRY Enrique |
| 10 | | Total Team |
| 33 | 119 | Total Team |

| | | |
|---|----|------------------|
| 6 | 30 | 7 PHILLIP Marlon |
|---|----|------------------|

| Excellent | Total Atts | No Name |
|-----------|------------|--------------------|
| 14 | 42 | Total Team |
| 3 | 4 | 7 PHILLIP Marlon |
| 3 | 13 | 3 WILLIAMS Clinton |
| 5 | 56 | Total Team |
| 5 | 49 | 8 DONALD Kameron |
| 15 | 65 | Total Team |
| 6 | 16 | 3 WILLIAMS Clinton |
| 5 | 19 | 5 GRANT Newton |

■ Starting line-up Pts = Points scored [nn] = Captain
□ Substitute Atts = Attempts L = Libero
Opp = Opponent

Name game jury president:
Signature:





P-2 VOLLEYBALL • Match result

NORCECA Copa PanAm Masculina Sub23

POOL A



Match: 5 **Date:** 06/09/2016 **Spectators:** 175
City: GUANAJUATO
Hall: "LA COLMENA"
Match duration: Start: 18:00 End: 19:15 Total: 1:15

| Teams | Sets | 1 | 2 | 3 | 4 | 5 | Total |
|---------------------|----------|------|------|------|---|---|-------|
| COL | 3 | 25 | 25 | 25 | | | 75 |
| GUA | 0 | 14 | 20 | 21 | | | 55 |
| Set duration | | 0:19 | 0:25 | 0:25 | | | 1:09 |

Referees: ROMAN, Fernando (ARG) & VELAZCO, Infante (CUB)

| COL • COLOMBIA | | 1 | 2 | 3 | 4 | 5 | Pts |
|----------------|------------------------|---|---|---|---|---|-----|
| 1 | HURTADO Ivan (OP) | ■ | ■ | | | | 5 |
| 2 | MEJIA Leandr (MB) | ■ | ■ | ■ | | | 7 |
| 3 | HURTADO Juan (OH) | | | □ | | | |
| 4 | PUCCINI Maurizio (S) | □ | □ | □ | | | |
| 5 | MORENO Juan (OH) | ■ | ■ | ■ | | | 11 |
| 7 | MORELOS Jeyson (OH) | ■ | ■ | ■ | | | 14 |
| 8 | RUIZ Andres (MB) | | | | ■ | | 1 |
| 9 | GIRALDO Sebastian (OH) | | | □ | □ | | 3 |
| 10 | L CANATE Juan (L) | L | L | L | | | |
| 11 | POLCHLOPECK` Jo (S) | ■ | ■ | ■ | | | 4 |
| 14 | CARABALI Kevin (MB) | ■ | ■ | ■ | | | 9 |
| 16 | MEZA Luis (MB) | | | | | □ | 1 |

Coach: ONCKEN, Percy
Assistant: HERRERA, Diego

| GUA • GUATEMALA | | 1 | 2 | 3 | 4 | 5 | Pts |
|-----------------|------------------------------|---|---|---|---|---|-----|
| 1 | PAZ Jonatan (OH) | | | □ | □ | | |
| 2 | LOPEZ Carlos (OH) | ■ | ■ | ■ | | | 9 |
| 3 | CHACON Wagner (OH) | ■ | ■ | ■ | | | 15 |
| 4 | L SANTA CRUZ Luis (L) | L | L | L | | | |
| 5 | FLORES Erik (OH) | ■ | ■ | ■ | | | 6 |
| 6 | PINEDA Edras (MB) | ■ | ■ | ■ | | | 3 |
| 7 | RUANO Andree (S) | ■ | ■ | ■ | | | 1 |
| 8 | RODRIGUEZ Fernando (OP) | | | | | | |
| 9 | MALDONADO Edgar (S) | □ | □ | □ | | | |
| 10 | DE LOS ANGELES Cristian (MB) | | | | | | |
| 15 | ARAGON Leonel (MB) | ■ | ■ | ■ | | | 3 |
| 16 | L QUINONEZ Gabriel (L) | | | | L | | |

Coach: REIDER, Lucas
Assistant:

TEAMS AND PLAYERS PERFORMANCES

| Won Pts | Total Atts | No Name | Scoring Skills | Won Pts | Total Atts | No Name |
|-----------|------------|------------------------|-------------------|-----------|------------|----------------------|
| 42 | 86 | Total Team | | 34 | 94 | Total Team |
| 11 | 21 | 7 MORELOS Jeyson (OH) | Spike | 14 | 33 | 3 CHACON Wagner (OH) |
| 10 | 18 | 5 MORENO Juan (OH) | | 8 | 22 | 2 LOPEZ Carlos (OH) |
| 8 | 46 | Total Team | Block | 3 | 39 | Total Team |
| 2 | 7 | 2 MEJIA Leandr (MB) | | 1 | 7 | 3 CHACON Wagner (OH) |
| 2 | 9 | 14 CARABALI Kevin (MB) | | 1 | 8 | 2 LOPEZ Carlos (OH) |
| 5 | 74 | Total Team | Serve | 0 | 56 | Total Team |
| 2 | 12 | 14 CARABALI Kevin (MB) | | | | |
| 2 | 14 | 7 MORELOS Jeyson (OH) | | | | |
| 20 | | Total Team | Opp. error | 18 | | Total Team |
| 75 | 206 | Total Team | Total | 55 | 189 | Total Team |

| | | | | | | |
|----|----|-----------------------|--------------------|----|----|----------------------|
| 14 | 38 | 7 MORELOS Jeyson (OH) | Best Scorer | 15 | 49 | 3 CHACON Wagner (OH) |
|----|----|-----------------------|--------------------|----|----|----------------------|

| Excellent | Total Atts | No Name | Non scoring Skills | Excellent | Total Atts | No Name |
|-----------|------------|-----------------------|--------------------|-----------|------------|-----------------------|
| 37 | 60 | Total Team | | 42 | 72 | Total Team |
| 11 | 16 | 10 CANATE Juan (L) | Dig | 11 | 15 | 4 SANTA CRUZ Luis (L) |
| 8 | 10 | 7 MORELOS Jeyson (OH) | | 9 | 13 | 7 RUANO Andree (S) |
| 28 | 79 | Total Team | Set | 16 | 84 | Total Team |
| 24 | 62 | 11 POLCHLOPECK` Jo | | 16 | 69 | 7 RUANO Andree (S) |
| 27 | 49 | Total Team | Reception | 36 | 66 | Total Team |
| 11 | 17 | 7 MORELOS Jeyson (OH) | Success - Faults | 10 | 16 | 2 LOPEZ Carlos (OH) |
| 7 | 15 | 10 CANATE Juan (L) | # Attempts | 9 | 20 | 3 CHACON Wagner (OH) |

■ Starting line-up Pts = Points scored [nn] = Captain
 □ Substitute Atts = Attempts L = Libero
 Opp = Opponent





P-2 VOLLEYBALL • Match result



NORCECA Copa PanAm Masculina Sub23
POOL C

Match: 6 **Date:** 06/09/2016 **Spectators:** 100
City: GUANAJUATO
Hall: "LA COLMENA"
Match duration: Start: 20:00 End: 20:56 Total: 0:56

| Teams | Sets | 1 | 2 | 3 | 4 | 5 | Total |
|---------------------|------|------|------|------|---|---|-------|
| CHI | 3 | 25 | 25 | 25 | | | 75 |
| LCA | 0 | 9 | 6 | 8 | | | 23 |
| Set duration | | 0:15 | 0:18 | 0:17 | | | 0:50 |

Referees: HERNANDEZ, Yeimy (DOM) & WINTON, Samuel (TTO)

| CHI • CHILE | | 1 | 2 | 3 | 4 | 5 | Pts |
|-------------|-----------------------|---|---|---|---|---|-----|
| 1 | GUERRA Simon (MB) | ■ | ■ | ■ | | | 8 |
| 2 | IBARRA Vicente (OH) | | | | | | |
| 3 | ARAYA Gabriel (MB) | ■ | ■ | ■ | | | 10 |
| 4 | FUENTES Bastian (MB) | | | | | | |
| 7 | BAEZA Cristopher(OH) | ■ | ■ | ■ | | | 9 |
| 9 | BONACIC Dusan (OH) | ■ | ■ | ■ | | | 12 |
| 10 | MARDONES Vicente (OP) | | | | | | |
| 12 | JERIA Rodrigo (OH) | | | □ | □ | | |
| 13 | L LAVIN Lucas (L) | L | L | L | | | |
| 14 | VILLARREAL Esteba (S) | | | □ | □ | | 1 |
| 18 | BORELLI Gianluca (OP) | ■ | ■ | ■ | | | 9 |
| 19 | BANDA Matias (S) | ■ | ■ | ■ | | | 3 |

Coach: NEJAMKIN, Daniel
Assistant: VILLARREAL, Ivan

| LCA • ST. LUCIA | | 1 | 2 | 3 | 4 | 5 | Pts |
|-----------------|------------------------|---|---|---|---|---|-----|
| 1 | LOUIS Scott (OH) | ■ | ■ | | | | 1 |
| 2 | FERDINAND Anferee (OH) | ■ | ■ | ■ | | | 3 |
| 3 | GERMAINE Curtney (OH) | | | | □ | | 1 |
| 4 | RICHARDS Anton (MB) | ■ | ■ | ■ | | | |
| 5 | EUDOXIE Darnell (MB) | ■ | ■ | ■ | | | 4 |
| 6 | LESFLORIS Joshua (MB) | | | | | | |
| 7 | MARQUIS Andrew (S) | ■ | ■ | □ | | | |
| 8 | LIONEL Elijah (OH) | | | | | | |
| 9 | MARQUIS JR Andre (OP) | | | □ | | | 1 |
| 10 | FRANCOIS John (MB) | □ | □ | ■ | | | 1 |
| 11 | FAULKNER Augustin (OP) | ■ | ■ | ■ | | | 1 |
| 12 | LEONCE Levi (OH) | | | □ | ■ | | 2 |

Coach: CHARLERY, Kendell
Assistant: GERMAIN, Elvin

TEAMS AND PLAYERS PERFORMANCES

| Won Pts | Total Atts | No Name |
|-----------|------------|--------------------------|
| 38 | 59 | Total Team |
| 9 | 14 | 9 BONACIC Dusan (OH) |
| 8 | 16 | 7 BAEZA Cristopher(OH) |
| 9 | 29 | Total Team |
| 4 | 7 | 18 BORELLI Gianluca (OP) |
| 2 | 5 | 9 BONACIC Dusan (OH) |
| 5 | 73 | Total Team |
| 2 | 14 | 3 ARAYA Gabriel (MB) |
| 1 | 10 | 7 BAEZA Cristopher(OH) |
| 23 | | Total Team |
| 75 | 161 | Total Team |

| | | |
|----|----|----------------------|
| 12 | 31 | 9 BONACIC Dusan (OH) |
|----|----|----------------------|

| Excellent | Total Atts | No Name |
|-----------|------------|----------------------|
| 32 | 49 | Total Team |
| 12 | 13 | 13 LAVIN Lucas (L) |
| 6 | 11 | 9 BONACIC Dusan (OH) |
| 20 | 53 | Total Team |
| 16 | 34 | 19 BANDA Matias (S) |
| 16 | 22 | Total Team |
| 8 | 9 | 9 BONACIC Dusan (OH) |
| 5 | 8 | 13 LAVIN Lucas (L) |

| Scoring Skills |
|-------------------|
| Spike |
| Block |
| Serve |
| Opp. error |
| Total |

| Best Scorer |
|-------------|
| 4 |

| Non scoring Skills |
|--------------------|
| Dig |
| Set |
| Reception |
| Success - Faults |
| # Attempts |

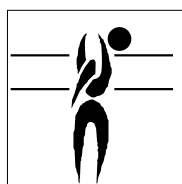

| Won Pts | Total Atts | No Name |
|-----------|------------|--------------------------|
| 10 | 65 | Total Team |
| 3 | 12 | 5 EUDOXIE Darnell (MB) |
| 3 | 22 | 2 FERDINAND Anferee (OH) |
| 3 | 30 | Total Team |
| 1 | 2 | 1 LOUIS Scott (OH) |
| 1 | 4 | 10 FRANCOIS John (MB) |
| 1 | 25 | Total Team |
| 1 | 2 | 12 LEONCE Levi (OH) |
| 9 | | Total Team |
| 23 | 120 | Total Team |

| | | |
|---|----|------------------------|
| 4 | 22 | 5 EUDOXIE Darnell (MB) |
|---|----|------------------------|

| Excellent | Total Atts | No Name |
|-----------|------------|--------------------------|
| 17 | 49 | Total Team |
| 3 | 7 | 4 RICHARDS Anton (MB) |
| 3 | 9 | 5 EUDOXIE Darnell (MB) |
| 3 | 67 | Total Team |
| 2 | 39 | 7 MARQUIS Andrew (S) |
| 21 | 65 | Total Team |
| 10 | 30 | 2 FERDINAND Anferee (OH) |

■ Starting line-up Pts = Points scored [nn] = Captain
□ Substitute Atts = Attempts L = Libero
Opp = Opponent





Best Scorers

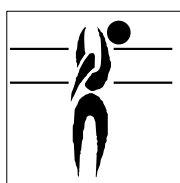
| Rk | No | Name | Team | Spike | Block | Serve | Total |
|-------------------------|----|-------------------------|------|------------|-----------|-----------|------------|
| 1 | 3 | CHACON Wagner (OH) | GUA | 25 | 1 | 1 | 27 |
| 2 | 2 | LOPEZ Carlos (OH) | GUA | 18 | 4 | 0 | 22 |
| 3 | 5 | FLORES Erik (OH) | GUA | 19 | 0 | 0 | 19 |
| 4 | 1 | MALGREJO Osniel (OH) | CUB | 13 | 3 | 1 | 17 |
| 5 | 11 | CRUZ Bruno (OH) | MEX | 15 | 0 | 0 | 15 |
| 5 | 1 | RUBIO Jose (OP) | MEX | 13 | 2 | 0 | 15 |
| 5 | 15 | ARAGON Leonel (MB) | GUA | 12 | 2 | 1 | 15 |
| 8 | 7 | MORELOS Jeyson (OH) | COL | 11 | 1 | 2 | 14 |
| 9 | 18 | RODRIGUEZ Luis (OP) | DOM | 12 | 0 | 1 | 13 |
| 9 | 9 | ACOSTA Ariel (MB) | MEX | 11 | 1 | 1 | 13 |
| 9 | 6 | HARRY Enrique (OP) | TRI | 10 | 1 | 2 | 13 |
| 12 | 5 | MORENO Juan (OH) | COL | 10 | 1 | 0 | 11 |
| 12 | 15 | PAULINO Richi (MB) | DOM | 7 | 3 | 1 | 11 |
| 12 | 7 | PHILLIP Marlon (OH) | TRI | 11 | 0 | 0 | 11 |
| 15 | 10 | LAZO Nicolas (OH) | ARG | 8 | 1 | 1 | 10 |
| 15 | 16 | PRESCOTT Nicholas (OP) | TRI | 10 | 0 | 0 | 10 |
| 15 | 14 | ROBERTS Adriel (MB) | TRI | 7 | 3 | 0 | 10 |
| 18 | 11 | FERNANDEZ Gaston (MB) | ARG | 5 | 4 | 0 | 9 |
| 18 | 14 | CARABALI Kevin (MB) | COL | 5 | 2 | 2 | 9 |
| 18 | 6 | RENDON Osniel (OP) | CUB | 5 | 1 | 3 | 9 |
| 21 | 16 | DIAZ Cesar (OH) | DOM | 8 | 0 | 0 | 8 |
| 21 | 14 | ARCE Cristian (OH) | MEX | 5 | 3 | 0 | 8 |
| 21 | 12 | CHAVEZ Miguel (MB) | MEX | 2 | 5 | 1 | 8 |
| 21 | 5 | GRANT Newton (OH) | TRI | 6 | 2 | 0 | 8 |
| 21 | 6 | PINEDA Edras (MB) | GUA | 6 | 2 | 0 | 8 |
| 26 | 16 | JOHANSEN German (OP) | ARG | 6 | 1 | 0 | 7 |
| 26 | 3 | MARTINEZ Jan (OH) | ARG | 6 | 0 | 1 | 7 |
| 26 | 2 | MEJIA Leandro (MB) | COL | 4 | 2 | 1 | 7 |
| 26 | 5 | CONCEPCION Javier (MB) | CUB | 3 | 4 | 0 | 7 |
| 26 | 15 | ARANDA Christian (S) | MEX | 3 | 2 | 2 | 7 |
| 26 | 2 | FERDINAND Anfernee (OH) | LCA | 7 | 0 | 0 | 7 |
| 32 | 2 | LOPEZ Miguel (OH) | CUB | 5 | 1 | 0 | 6 |
| 32 | 7 | MASSO Jose (OP) | CUB | 3 | 2 | 1 | 6 |
| 32 | 2 | MALGAREJO Brian (OH) | ARG | 3 | 0 | 3 | 6 |
| 32 | 5 | EUDOXIE Darnell (MB) | LCA | 4 | 2 | 0 | 6 |
| 36 | 1 | HURTADO Ivan (OP) | COL | 5 | 0 | 0 | 5 |
| 36 | 20 | ARRECHE Liam (MB) | ARG | 5 | 0 | 0 | 5 |
| 36 | 14 | ROMERO Felix (MB) | DOM | 4 | 0 | 1 | 5 |
| 36 | 2 | MORAILA Andres (OH) | MEX | 4 | 0 | 1 | 5 |
| 36 | 11 | FAULKNER Augustin (OP) | LCA | 4 | 1 | 0 | 5 |
| 41 | 11 | POLCHLOPECK Jose (S) | COL | 2 | 2 | 0 | 4 |
| 41 | 15 | GOIDE Adrian (S) | CUB | 0 | 2 | 2 | 4 |
| 41 | 10 | GUTIERREZ Miguel (OH) | CUB | 0 | 0 | 4 | 4 |
| 41 | 2 | THEODORE Joel (MB) | TRI | 4 | 0 | 0 | 4 |
| 45 | 9 | GIRALDO Sebastian (OH) | COL | 3 | 0 | 0 | 3 |
| 45 | 7 | LUENGAS Ignacio (OH) | ARG | 3 | 0 | 0 | 3 |
| 45 | 13 | ROSARIO Jesus (OH) | DOM | 1 | 1 | 1 | 3 |
| 45 | 7 | RUANO Andree (S) | GUA | 1 | 2 | 0 | 3 |
| 49 | 9 | FLORES Bryan (OP) | CUB | 2 | 0 | 0 | 2 |
| 49 | 1 | SANCHEZ Matias (S) | ARG | 1 | 0 | 1 | 2 |
| Total tournament | | | | 349 | 68 | 38 | 455 |



Best Spikers

Limit: 15.00%

| Rk | No | Name | Team | Spikes | Faults | Shots | Total Attempts | Succ. % |
|-------------------------|----|-----------------------|------|--------|--------|-------|----------------|---------|
| 1 | 1 | MALGREJO Osniel (OH) | CUB | 13 | - | 5 | 18 | 72.22 |
| 2 | 6 | RENDON Osniel (OP) | CUB | 5 | - | 3 | 8 | 62.50 |
| 3 | 5 | MORENO Juan (OH) | COL | 10 | 1 | 7 | 18 | 55.56 |
| 4 | 1 | RUBIO Jose (OP) | MEX | 13 | 5 | 6 | 24 | 54.17 |
| 5 | 7 | MORELOS Jeyson (OH) | COL | 11 | 1 | 9 | 21 | 52.38 |
| 6 | 10 | LAZO Nicolas (OH) | ARG | 8 | 2 | 6 | 16 | 50.00 |
| 7 | 11 | CRUZ Bruno (OH) | MEX | 15 | 5 | 10 | 30 | 50.00 |
| 8 | 2 | LOPEZ Miguel (OH) | CUB | 5 | 2 | 3 | 10 | 50.00 |
| 9 | 11 | FERNANDEZ Gaston (MB) | ARG | 5 | 3 | 2 | 10 | 50.00 |
| 10 | 3 | MARTINEZ Jan (OH) | ARG | 6 | 2 | 5 | 13 | 46.15 |
| Total Tournament | | | | 349 | 157 | 344 | 850 | 41.06 |




Best Blockers

| Rk | No | Name | Team | Kill Blocks | Faults | Rebounds | Total Attempts | Avg. by set |
|-------------------------|----|------------------------|------|-------------|--------|----------|----------------|-------------|
| 1 | 11 | FERNANDEZ Gaston (MB) | ARG | 4 | - | 3 | 7 | 1.33 |
| 2 | 5 | CONCEPCION Javier (MB) | CUB | 4 | 3 | 2 | 9 | 1.33 |
| 3 | 12 | CHAVEZ Miguel (MB) | MEX | 5 | 3 | 9 | 17 | 1.25 |
| 4 | 15 | PAULINO Richi (MB) | DOM | 3 | - | 4 | 7 | 1.00 |
| 5 | 1 | MALGREJO Osniel (OH) | CUB | 3 | 2 | 1 | 6 | 1.00 |
| 6 | 14 | ARCE Cristian (OH) | MEX | 3 | 2 | 4 | 9 | 0.75 |
| 7 | 15 | GOIDE Adrian (S) | CUB | 2 | - | 1 | 3 | 0.67 |
| 8 | 2 | MEJIA Leandro (MB) | COL | 2 | 1 | 4 | 7 | 0.67 |
| 9 | 14 | CARABALI Kevin (MB) | COL | 2 | 2 | 5 | 9 | 0.67 |
| 10 | 7 | MASSO Jose (OP) | CUB | 2 | 1 | - | 3 | 0.67 |
| Total Tournament | | | | 68 | 174 | 174 | 416 | 4.00 |




Best Servers

| Rk | No | Name | Team | Aces | Faults | Serve Hits | Total Attempts | Avg. by set |
|-------------------------|----|-------------------------|------|------|--------|------------|----------------|-------------|
| 1 | 10 | GUTIERREZ Miguel (OH) | CUB | 4 | 2 | 4 | 10 | 1.33 |
| 2 | 6 | RENDON Osniel (OP) | CUB | 3 | 2 | 9 | 14 | 1.00 |
| 3 | 2 | MALGAREJO Brian (OH) | ARG | 3 | 1 | 2 | 6 | 1.00 |
| 4 | 15 | GOIDE Adrian (S) | CUB | 2 | - | 7 | 9 | 0.67 |
| 5 | 14 | CARABALI Kevin (MB) | COL | 2 | 1 | 9 | 12 | 0.67 |
| 6 | 7 | MORELOS Jeyson (OH) | COL | 2 | 2 | 10 | 14 | 0.67 |
| 7 | 15 | ARANDA Christian (S) | MEX | 2 | 4 | 17 | 23 | 0.50 |
| 8 | 7 | MASSO Jose (OP) | CUB | 1 | - | 7 | 8 | 0.33 |
| 8 | 15 | PAULINO Richi (MB) | DOM | 1 | - | 8 | 9 | 0.33 |
| 10 | 12 | ARREDONDO Francisco (S) | DOM | 1 | 1 | 12 | 14 | 0.33 |
| Total Tournament | | | | 38 | 105 | 537 | 680 | 2.24 |



Best Diggers

| Rk | No | Name | Team | Digs | Faults | Receptions | Total Attempts | Avg. by set |
|-------------------------|----|------------------------|------|------|--------|------------|----------------|-------------|
| 1 | 10 | CANATE Juan (L) | COL | 11 | 5 | - | 16 | 3.67 |
| 2 | 4 | SANTA CRUZ Luis (L) | GUA | 25 | 10 | 3 | 38 | 3.57 |
| 3 | 9 | DANANI Santiago (L) | ARG | 9 | 1 | 2 | 12 | 3.00 |
| 4 | 5 | MIESES Enger (L) | DOM | 9 | 2 | 2 | 13 | 3.00 |
| 5 | 16 | DIAZ Cesar (OH) | DOM | 9 | 5 | 2 | 16 | 3.00 |
| 6 | 7 | MORELOS Jeyson (OH) | COL | 8 | 1 | 1 | 10 | 2.67 |
| 7 | 19 | SALAZAR Lionnis (L) | CUB | 8 | 3 | 4 | 15 | 2.67 |
| 8 | 3 | MARTINEZ Jan (OH) | ARG | 7 | - | 3 | 10 | 2.33 |
| 9 | 3 | WILLIAMS Clinton (L) | TRI | 14 | 13 | 6 | 33 | 2.33 |
| 10 | 16 | HERNANDEZ Everardo (L) | MEX | 9 | 5 | 3 | 17 | 2.25 |
| Total Tournament | | | | 270 | 218 | 126 | 614 | 15.88 |



Best Setters


| Rk | No | Name | Team | Running Sets | Faults | Still Sets | Total Attempts | Avg. by set |
|-------------------------|----|-------------------------|------|--------------|--------|------------|----------------|-------------|
| 1 | 12 | ARREDONDO Francisco (S) | DOM | 29 | - | 27 | 56 | 9.67 |
| 2 | 1 | SANCHEZ Matias (S) | ARG | 24 | - | 23 | 47 | 8.00 |
| 3 | 11 | POLCHLOPECK Jose (S) | COL | 24 | 2 | 36 | 62 | 8.00 |
| 4 | 7 | RUANO Andree (S) | GUA | 50 | 3 | 106 | 159 | 7.14 |
| 5 | 15 | ARANDA Christian (S) | MEX | 28 | - | 58 | 86 | 7.00 |
| 6 | 15 | GOIDE Adrian (S) | CUB | 15 | - | 23 | 38 | 5.00 |
| 7 | 8 | DONALD Kameron (S) | TRI | 17 | 3 | 92 | 112 | 2.83 |
| 8 | 4 | PUCCINI Maurizio (S) | COL | 3 | - | 5 | 8 | 1.00 |
| 9 | 8 | BITAR Gaspar (S) | ARG | 2 | - | 5 | 7 | 0.67 |
| 10 | 7 | MARQUIS Andrew (S) | LCA | 4 | 10 | 66 | 80 | 0.67 |
| Total Tournament | | | | 202 | 27 | 554 | 783 | 11.88 |



Best Receivers

Limit: 20.00%

| Rk | No | Name | Team | Excellents | Faults | Serve Receptions | Total Attempts | Eff. % |
|-------------------------|----|----------------------|------|------------|--------|------------------|----------------|--------|
| 1 | 5 | MIESES Enger (L) | DOM | 15 | 1 | 1 | 17 | 82.35 |
| 2 | 2 | LOPEZ Miguel (OH) | CUB | 5 | - | 2 | 7 | 71.43 |
| 3 | 19 | SALAZAR Lionnis (L) | CUB | 4 | - | 2 | 6 | 66.67 |
| 4 | 7 | MORELOS Jeyson (OH) | COL | 11 | - | 6 | 17 | 64.71 |
| 5 | 1 | MALGREJO Osniel (OH) | CUB | 6 | - | 4 | 10 | 60.00 |
| 5 | 3 | MARTINEZ Jan (OH) | ARG | 9 | - | 6 | 15 | 60.00 |
| 7 | 4 | SANTA CRUZ Luis (L) | GUA | 46 | 6 | 15 | 67 | 59.70 |
| 8 | 2 | LOPEZ Carlos (OH) | GUA | 17 | - | 12 | 29 | 58.62 |
| 9 | 9 | DANANI Santiago (L) | ARG | 4 | - | 3 | 7 | 57.14 |
| 10 | 1 | RUBIO Jose (OP) | MEX | 15 | 2 | 6 | 23 | 56.52 |
| Total Tournament | | | | 298 | 46 | 270 | 614 | 41.04 |



Best Liberos

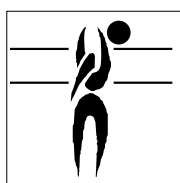
| Rk | No | Name | Team | Excellents | Faults | In play | Total attempts | Avg. by set |
|----|----|------------------------|------|------------|--------|---------|----------------|-------------|
| 1 | 4 | SANTA CRUZ Luis (L) | GUA | 71 | 16 | 18 | 105 | 10.14 |
| 2 | 5 | MIESES Enger (L) | DOM | 24 | 3 | 3 | 30 | 8.00 |
| 3 | 10 | CANATE Juan (L) | COL | 18 | 5 | 8 | 31 | 6.00 |
| 4 | 3 | WILLIAMS Clinton (L) | TRI | 31 | 17 | 19 | 67 | 5.17 |
| 5 | 9 | DANANI Santiago (L) | ARG | 13 | 1 | 5 | 19 | 4.33 |
| 6 | 16 | HERNANDEZ Everardo (L) | MEX | 17 | 6 | 10 | 33 | 4.25 |
| 7 | 19 | SALAZAR Lionnis (L) | CUB | 12 | 3 | 6 | 21 | 4.00 |
| 8 | 16 | QUINONEZ Gabriel (L) | GUA | 1 | | 1 | 2 | 0.14 |
| 9 | 5 | GAXIOLA Josue (L) | MEX | | | | | |



Best Spikers

Limit: 15.00%

| Rk | Team | Spikes | Faults | Shots | Total Attempts | Succ. % |
|-------------------------|------------------------|--------|--------|-------|----------------|---------|
| 1 | CUB CUBA | 31 | 2 | 13 | 46 | 67.39 |
| 2 | ARG ARGENTINA | 37 | 8 | 20 | 65 | 56.92 |
| 3 | MEX MEXICO | 55 | 18 | 33 | 106 | 51.89 |
| 4 | COL COLOMBIA | 42 | 11 | 33 | 86 | 48.84 |
| 5 | DOM DOMINICAN REPUBLIC | 32 | 10 | 33 | 75 | 42.67 |
| 6 | GUA GUATEMALA | 81 | 32 | 94 | 207 | 39.13 |
| 7 | TRI TRINIDAD & TOBAGO | 50 | 41 | 56 | 147 | 34.01 |
| 8 | LCA ST. LUCIA | 21 | 35 | 62 | 118 | 17.80 |
| Total Tournament | | 349 | 157 | 344 | 850 | 41.06 |




Best Blockers

| Rk | Team | Kill Blocks | Faults | Rebounds | Total Attempts | Avg. by set |
|-------------------------|------------------------|-------------|--------|----------|----------------|-------------|
| 1 | CUB CUBA | 14 | 11 | 7 | 32 | 4.67 |
| 2 | MEX MEXICO | 13 | 19 | 31 | 63 | 3.25 |
| 3 | COL COLOMBIA | 8 | 19 | 19 | 46 | 2.67 |
| 4 | ARG ARGENTINA | 6 | 6 | 13 | 25 | 2.00 |
| 5 | GUA GUATEMALA | 11 | 47 | 39 | 97 | 1.57 |
| 6 | DOM DOMINICAN REPUBLIC | 4 | 14 | 16 | 34 | 1.33 |
| 7 | TRI TRINIDAD & TOBAGO | 7 | 23 | 26 | 56 | 1.17 |
| 8 | LCA ST. LUCIA | 5 | 35 | 23 | 63 | 0.83 |
| Total Tournament | | 68 | 174 | 174 | 416 | 4.00 |



Best Servers

| Rk | Team | Aces | Faults | Serve Hits | Total Attempts | Avg. by set |
|-------------------------|------------------------|------|--------|------------|----------------|-------------|
| 1 | CUB CUBA | 11 | 8 | 54 | 73 | 3.67 |
| 2 | ARG ARGENTINA | 6 | 12 | 56 | 74 | 2.00 |
| 3 | COL COLOMBIA | 5 | 8 | 61 | 74 | 1.67 |
| 3 | DOM DOMINICAN REPUBLIC | 5 | 9 | 59 | 73 | 1.67 |
| 5 | MEX MEXICO | 5 | 15 | 75 | 95 | 1.25 |
| 6 | GUA GUATEMALA | 3 | 22 | 120 | 145 | 0.43 |
| 7 | TRI TRINIDAD & TOBAGO | 2 | 21 | 65 | 88 | 0.33 |
| 8 | LCA ST. LUCIA | 1 | 10 | 47 | 58 | 0.17 |
| Total Tournament | | 38 | 105 | 537 | 680 | 2.24 |



Best Diggers

| Rk | Team | Digs | Faults | Receptions | Total Attempts | Avg. by set |
|-------------------------|------------------------|------|--------|------------|----------------|-------------|
| 1 | COL COLOMBIA | 37 | 15 | 8 | 60 | 12.33 |
| 2 | GUA GUATEMALA | 67 | 57 | 19 | 143 | 9.57 |
| 3 | DOM DOMINICAN REPUBLIC | 28 | 17 | 12 | 57 | 9.33 |
| 4 | ARG ARGENTINA | 25 | 5 | 11 | 41 | 8.33 |
| 5 | MEX MEXICO | 31 | 28 | 17 | 76 | 7.75 |
| 6 | TRI TRINIDAD & TOBAGO | 40 | 45 | 20 | 105 | 6.67 |
| 7 | CUB CUBA | 18 | 11 | 12 | 41 | 6.00 |
| 8 | LCA ST. LUCIA | 24 | 40 | 27 | 91 | 4.00 |
| Total Tournament | | 270 | 218 | 126 | 614 | 15.88 |



Best Setters

| Rk | Team | Running Sets | Faults | Still Sets | Total Attempts | Avg. by set |
|-------------------------|------------------------|--------------|--------|------------|----------------|-------------|
| 1 | DOM DOMINICAN REPUBLIC | 29 | - | 32 | 61 | 9.67 |
| 2 | COL COLOMBIA | 28 | 2 | 49 | 79 | 9.33 |
| 3 | ARG ARGENTINA | 26 | - | 33 | 59 | 8.67 |
| 4 | GUA GUATEMALA | 51 | 3 | 131 | 185 | 7.29 |
| 5 | MEX MEXICO | 29 | 1 | 67 | 97 | 7.25 |
| 6 | CUB CUBA | 16 | - | 28 | 44 | 5.33 |
| 7 | TRI TRINIDAD & TOBAGO | 18 | 4 | 110 | 132 | 3.00 |
| 8 | LCA ST. LUCIA | 5 | 17 | 104 | 126 | 0.83 |
| Total Tournament | | 202 | 27 | 554 | 783 | 11.88 |



Best Receivers

Limit: 20.00%

| Rk | Team | Excellents | Faults | Serve Receptions | Total Attempts | Eff. % |
|-------------------------|------------------------|------------|--------|------------------|----------------|--------|
| 1 | DOM DOMINICAN REPUBLIC | 27 | 1 | 12 | 40 | 65.00 |
| 2 | CUB CUBA | 18 | 1 | 8 | 27 | 62.96 |
| 3 | COL COLOMBIA | 27 | - | 22 | 49 | 55.10 |
| 4 | GUA GUATEMALA | 88 | 9 | 48 | 145 | 54.48 |
| 5 | ARG ARGENTINA | 14 | - | 12 | 26 | 53.85 |
| 6 | MEX MEXICO | 40 | 6 | 27 | 73 | 46.58 |
| 7 | TRI TRINIDAD & TOBAGO | 49 | 16 | 63 | 128 | 25.78 |
| 8 | LCA ST. LUCIA | 35 | 13 | 78 | 126 | 17.46 |
| Total Tournament | | 298 | 46 | 270 | 614 | 41.04 |



Chile opens with a solid victory over Saint Lucia

GUANAJUATO, Mexico, September 6, 2016 -The second day of actions at the III Men's U23 Pan American Cup finished with a solid three sets victory by Chile over Saint Lucia by scores of 25-9, 25-6 and 25-8.

Chilean captain Dusan Bonacic scored 12 points, while Gabriel Araya tallied 10 for the South American Squad. Meanwhile Darnell Eudoxie scored 4 for the Saint Lucians. Chile dominated 9-3 in blocks and 5-1 in services.

Cuba 3-0 Trinidad and Tobago

Cuba had no problems to begin its participation winning in straight sets against Trinidad and Tobago. Scores were 25-22, 25-12 and 25-7. Osniel Malgrejo totalized 17 points for the Cuban squad that needed 52 minutes to grant a victory. For the Trinidadians, Nicholas Prescott, Adriel Roberts and capitain Marlon Phillip scored six points apiece. Cuba overpassed Trinidad and Tobago 14-1 in blocks and 11-1 in serves, with four aces by Miguel Gutierrez and three for Osniel Rendon.

Colombia 3-0 Guatemala

Colombia opened with a triumph after beating Guatemala in straight sets by scores of 25-14, 25-20 and 25-21. The Central American team gave a very good fight in the last set against the South American representative. Wagner Chacon of Guatemala topped with 15 points. For Colombia, Jeyson Morelos closed with 14 points and Juan Moreno registered 11. Colombia closed with a 5-2 serving advantage and 8-3 in blocks in a match that lasted one hour and nine minutes.



Chile abre con victoria sobre Santa Lucía

GUANAJUATO, México, Septiembre 6, 2016 - La segunda jornada de la Copa Panamericana de Voleibol Masculino categoría Sub 23 culminó con una victoria del cuadro chileno por 3-0 sobre Santa Lucía. Los marcadores del encuentro fueron 25-9, 25-6 y 25-8.

El capitán de Chile, Dusan Bonacic anotó 12 puntos, mientras que Gabriel Araya cerró con 10 para el cuadro sudamericano, mientras que Darnell Eudoxie anotó 4 para Santa Lucía. Chile dominó el encuentro 9-3 en bloqueos y 5-1 en saques.

Cuba 3-0 Trinidad y Tobago

Cuba no batalló para iniciar su participación y obtuvo una victoria en tres sets sobre Trinidad y Tobago por parciales de 25-11, 25-15 y 25-7. Osniel Malgrejo totalizó 17 puntos para el cuadro cubano, que necesitó 52 minutos para acreditarse el triunfo. Por Trinidad y Tobago, Nicholas Prescott, Adriel Roberts y el capitán Marlon Phillip cerraron con seis unidades cada uno. Cuba superó a Trinidad y Tobago 14-1 en bloqueos y 11-1 en saques, con cuatro ases para Miguel Gutiérrez y tres para Osniel Rendón.

Colombia 3-0 Guatemala

Colombia abrió con triunfo luego de imponerse en tres sets a Guatemala por parciales de 25-14, 25-20 y 25-21. El cuadro centroamericano dio pelea en el último set e inclusive el guatemalteco Wagner Chacón fue el mejor anotador del encuentro con un total de 15 puntos. Por Colombia, Jeyson Morelos cerró con 14 y Juan Moreno registró 11. Colombia cerró con una ventaja de 5-2 en saques y 8-3 en bloqueos en una hora con nueve minutos de juego.