



XI JUEGOS DEPORTIVOS
CENTROAMERICANOS
managua
2017
Nicaragua 3 AL 17 Diciembre



VOLEIBOL DE SALA

MASCULINO



Boletín No 2

Managua, 10 de Diciembre 2017





CALENDARIO ENTRENAMIENTOS VOLEIBOL DE SALA MASCULINO.

10 de Diciembre		
Hora	CANCHA - 1 - IND	CANCHA - 2 - IND
11.00 – 12.00	NCA	CRC
12.00 – 13.00		BIZ (M)
17.00 – 18.00	GUA	PAN
18.00 – 19.00	HON	ESA
11 de Diciembre		
11.00 – 12.00	NCA	PAN
12.00 – 13.00		ESA (M)
17.00 – 18.00	BIZ	GUA
18.00 – 19.00	CRC	HON
12 de Diciembre		
11.00 – 12.00	ESA	NCA
12.00 – 13.00		HON (M)
17.00 – 18.00	GUA	CRC
18.00 – 19.00	PAN	BIZ
13 de Diciembre		
11.00 – 12.00	HON	GUA
12.00 – 13.00		NCA (M)
17.00 – 18.00	CRC	PAN
18.00 – 19.00	BIZ	ESA
14 de Diciembre		
11.00 – 12.00	NCA	BIZ
12.00 – 13.00		GUA (M)
17.00 – 18.00	ESA	CRC
18.00 – 19.00	PAN	HON
15 de Diciembre		
11.00 – 12.00	NCA	GUA
12.00 – 13.00		CRC (M)
17.00 – 18.00	BIZ	ESA
18.00 – 19.00	HON	
16 de Diciembre		
11.00 – 12.00	NCA	HON



FEDERATION
INTERNATIONALE
DE VOLLEYBALL



0-1

UNIFORM COLOURS
Couleur de l'uniforme

CITY: Ville:

DATE: TIME: Heure:

REGISTERED COLOURS / Couleurs enregistrées :
(ONLY SHIRT COLOUR - seulement la couleur du maillot)

POOL/PHASE: Groupe/Phase:

	BIZ ▼	CRC ▼	ESA ▼	GUA ▼	HON ▼	NCA ▼	PAN ▼
1	AZUL	ROJO	AZUL	AZUL	BLANCO	AZUL	ROJO
2	BLANCO	AZUL	BLANCO	CELESTE	AZUL	BLANCO	BLANCO
3	ROJO	BLANCO	NEGRO	BLANCO	NEGRO	ROJO	AZUL

MATCH SCHEDULE Calendrier des matches			
DATE:	No. Match	Team Equipe	Team Equipe
		A	B
10/Dec/2017	1	GUA	PAN
10/Dec/2017	2	HON	ESA
10/Dec/2017	3	NCA	CRC
11/Dec/2017	4	BIZ	GUA
11/Dec/2017	5	CRC	HON
11/Dec/2017	6	NCA	PAN
12/Dec/2017	7	GUA	CRC
12/Dec/2017	8	PAN	BIZ
12/Dec/2017	9	ESA	NCA
13/Dec/2017	10	CRC	PAN
13/Dec/2017	11	BIZ	ESA
13/Dec/2017	12	HON	GUA
14/Dec/2017	13	ESA	CRC
14/Dec/2017	14	PAN	HON
14/Dec/2017	15	NCA	BIZ
15/Dec/2017	16	PAN	ESA
15/Dec/2017	17	HON	BIZ
15/Dec/2017	18	NCA	GUA
16/Dec/2017	19	CRC	BIZ
16/Dec/2017	20	ESA	GUA
16/Dec/2017	21	NCA	HON

TEAMS CHOICE (1-2 OR 3) Choix des équipes (1-2 ou 3)			
1st CHOICE 1er Choix		LIBERO CHOICE Libero Choix	
A	B	A	B
		AZUL	BLANCO
		NEGRO	GRIS
		AZUL	BLANCO
		ROJO	BLANCO
		ROJO	BLANCO
		BLANCO	ROJO
		CELESTE	BLANCO
		BLANCO	BLANCO
		BLANCO	ROJO
		AZUL	AZUL
		ROJO	GRIS
		NEGRO	AZUL
		GRIS	ROJO
		BLANCO	AZUL
		BLANCO	AZUL
		ROJO	BLANCO
		BLANCO	BLANCO
		AZUL	BLANCO
		BLANCO	ROJO
		AZUL	AZUL
		BLANCO	NEGRO

FIVB DECISION Décision de la FIVB	
A	B
CELESTE	ROJO
BLANCO	AZUL
BLANCO	ROJO
BLANCO	AZUL
BLANCO	NEGRO
ROJO	BLANCO
BLANCO	AZUL
AZUL	ROJO
NEGRO	AZUL
ROJO	BLANCO
AZUL	BLANCO
AZUL	BLANCO
AZUL	NEGRO
NEGRO	ROJO
BLANCO	AZUL
AZUL	BLANCO
BLANCO	CELESTE
ROJO	AZUL



**XI JUEGOS DEPORTIVOS
CENTROAMERICANOS
managua
2017**
Nicaragua 3 AL 17 Diciembre



Calendario de Competencia Masculino

Match No	Sunday December 10				Set	Result per set (points)						
	Time	Division	Match			1	2	3	4	5	POINTS	TIME
1	10:00	Men	Guatemala	Vs	Panama	3-0	25-12	25-14	25-20		75-46	1:13
2	12:00	Men	Honduras	Vs	El Salvador	0-3	23-25	23-25	17-25		63-75	1:19
3	20:00	Men	Nicaragua	Vs	Costa Rica	1-3	19-25	25-22	22-25	27-29	93-101	1:54
Match No	Monday December 11				Set	Result per set (points)						
	Time	Division	Match			1	2	3	4	5	POINTS	TIME
4	10:00	Men	Belize	Vs	Guatemala							
5	12:00	Men	Costa Rica	Vs	Honduras							
6	20:00	Men	Nicaragua	Vs	Panama							
Match No	Tuesday December 12				Set	Result per set (points)						
	Time	Division	Match			1	2	3	4	5	POINTS	TIME
7	10:00	Men	Guatemala	Vs	Costa Rica							
8	12:00	Men	Panama	Vs	Belize							
9	20:00	Men	El Salvador	Vs	Nicaragua							
Match No	Wednesday December 13				Set	Result per set (points)						
	Time	Division	Match			1	2	3	4	5	POINTS	TIME
10	10:00	Men	Costa Rica	Vs	Panama							
11	12:00	Men	Belize	Vs	El Salvador							
12	20:00	Men	Honduras	Vs	Guatemala							
Match No	Thursday December 14				Set	Result per set (points)						
	Time	Division	Match			1	2	3	4	5	POINTS	TIME
13	10:00	Men	El Salvador	Vs	Costa Rica							
14	12:00	Men	Panama	Vs	Honduras							
15	20:00	Men	Nicaragua	Vs	Belize							
Match No	Friday December 15				Set	Result per set (points)						
	Time	Division	Match			1	2	3	4	5	POINTS	TIME
16	10:00	Men	Panama	Vs	El Salvador							
17	12:00	Men	Honduras	Vs	Belize							
18	20:00	Men	Nicaragua	Vs	Guatemala							
Match No	Saturday December 16				Set	Result per set (points)						
	Time	Division	Match			1	2	3	4	5	POINTS	TIME
19	10:00	Men	Costa Rica	Vs	Belize							
20	12:00	Men	El Salvador	Vs	Guatemala							
21	20:00	Men	Nicaragua	Vs	Honduras							



XI Central American Games

P-4 Collated results & ranking

Results as of 10 December 2017



MATCHES RESULTS

Round robin

No	Date	Teams	Set	Result per set (points)					Total Points	Duration	Spectators
				1	2	3	4	5			
1	10-Dec-2017	GUA - PAN	3-0	25-12	25-14	25-20			75-46	1:19	200
2	10-Dec-2017	HON - ESA	0-3	23-25	23-25	17-25			63-75	1:25	300
3	10-Dec-2017	NCA - CRC	1-3	19-25	25-22	22-25	27-29		93-101	2:03	4500
4	11-Dec-2017	BIZ - GUA									
5	11-Dec-2017	CRC - HON									
6	11-Dec-2017	NCA - PAN									
7	12-Dec-2017	GUA - CRC									
8	12-Dec-2017	PAN - BIZ									
9	12-Dec-2017	ESA - NCA									
10	13-Dec-2017	CRC - PAN									
11	13-Dec-2017	BIZ - ESA									
12	13-Dec-2017	HON - GUA									
13	14-Dec-2017	ESA - CRC									
14	14-Dec-2017	PAN - HON									
15	14-Dec-2017	NCA - BIZ									
16	15-Dec-2017	PAN - ESA									
17	15-Dec-2017	HON - BIZ									
18	15-Dec-2017	NCA - GUA									
19	16-Dec-2017	CRC - BIZ									
20	16-Dec-2017	ESA - GUA									
21	16-Dec-2017	NCA - HON									

TEAM RANKING

Round robin

Rk	Code	Team	Matches			Pts	Results details						Sets			Points		
			W	L	T		3-0	3-1	3-2	2-3	1-3	0-3	W	L	Ratio	W	L	Ratio
1	GUA	Guatemala	1	0	1	5	1	0	0	0	0	0	3	0	MAX	75	46	1.630
2	ESA	El Salvador	1	0	1	5	1	0	0	0	0	0	3	0	MAX	75	63	1.190
3	CRC	Costa Rica	1	0	1	4	0	1	0	0	0	0	3	1	3.000	101	93	1.086
4	NCA	Nicaragua	0	1	1	1	0	0	0	0	1	0	1	3	0.333	93	101	0.920
5	HON	Honduras	0	1	1	0	0	0	0	0	0	1	0	3	0.000	63	75	0.840
6	PAN	Panama	0	1	1	0	0	0	0	0	0	1	0	3	0.000	46	75	0.613
7	BIZ	Belize	0	0	0	0	0	0	0	0	0	0	0	0		0	0	



P-2 VOLLEYBALL • Match result

XI Juegos Deportivos Centroamericanos Voleibol Mas Ronda Final



Match: 1 **Date:** 01/12/2017 **Spectators:** 200
City: Managua
Hall: Polideportivo Alexis Arguello
Match duration: **Start:** 10:00 **End:** 11:19 **Total:** 1:19

Teams	Sets	1	2	3	4	5	Total
GUA	3	25	25	25			75
PAN	0	12	14	20			46
Set duration		0:24	0:23	0:26			1:13

Referees: LARGAESPADA, NORMAN (NCA) & MENJIVAR, BERNABE (ESA)

GUA • Guatemala		1	2	3	4	5	Pts
2	Lopez Santiago Carlos Fernando (OH)	■	■	■			3
3	Chacon Pelaez Wagner Arnulfo (OH)	■	■	■			10
4	Menendez Burgos Axel Enrique (OH)				□		
5	Flores Diaz Erik Gerardo (OP)	■	■	■			13
7	Ruano Poron Adan Andree (S)					□	
8	L Santa Cruz Molina Luis Fernando (L)					L	
11	Leonardo Blanco Andy Alexis (MB)						
12	L Pineda Lopez Tirso Ivan (L)		L	L	L		
13	Colindres Ipiña Erick Noel (MB)						
14	Chinchilla Franco Brandon Arnoldo (MB)	■	■	■			7
15	Aragon Lopez Leonel Antonio (MB)	■	■	■			11
17	Gonzalez Paz Gerardo Antonio (S)	■	■	■			6

Coach: Reider LUCAS MORA (CUB)
Assistant: Kenneth Alexander G (GUA)

PAN • Panama		1	2	3	4	5	Pts
1	Avila Domingo (OH)	■	■	■			7
2	Ureña Jose Donald (OP)	■	■	□			1
4	Cunningham Jose Luis (S)	■	■	□			
5	Gonzalez Jose (OH)				□		1
6	Othon Otto (MB)	□	□	■			4
7	Murillo Gabriel (MB)	■	■				1
8	L Medina Miguel (L)		L	L	L		
9	Arias Manuel (S)	□	□	■			
10	Cuero Ruben (MB)	■	■	■			2
11	Marshall Oswald (OH)	■	■				3
12	WEST LUDRIK (MB)				■		1
17	Beitia Angel (MB)			□	■		2

Coach: EUGENIO ORTIZ
Assistant: HORACIO ANGULO

TEAMS AND PLAYERS PERFORMANCES

Won Pts	Total Atts	No Name
34	80	Total Team
12	23	5 Flores Diaz Erik Gerardo
8	27	3 Chacon Pelaez Wagner
9	45	Total Team
4	16	15 Aragon Lopez Leonel
2	10	14 Chinchilla Franco Brandon
7	73	Total Team
4	20	17 Gonzalez Paz Gerardo
2	8	14 Chinchilla Franco Brandon
25		Total Team
75	198	Total Team

13	36	5 Flores Diaz Erik Gerardo
----	----	----------------------------

Excellent	Total Atts	No Name
17	73	Total Team
9	26	12 Pineda Lopez Tirso Ivan (L)
4	12	3 Chacon Pelaez Wagner
20	66	Total Team
17	48	17 Gonzalez Paz Gerardo
24	40	Total Team
12	15	3 Chacon Pelaez Wagner
7	14	12 Pineda Lopez Tirso Ivan (L)

■ Starting line-up Pts = Points scored [nn] = Captain
□ Substitute Atts = Attempts L = Libero
Opp = Opponent

Scoring Skills
Spike
Block
Serve
Opp. error
Total

Best Scorer

Non scoring Skills
Dig
Set
Reception
Success - Faults
Attempts

Won Pts	Total Atts	No Name
20	86	Total Team
6	23	1 Avila Domingo (OH)
4	13	6 Othon Otto (MB)
1	30	Total Team
1	6	1 Avila Domingo (OH)
1	48	Total Team
1	4	11 Marshall Oswald (OH)
24		Total Team
46	164	Total Team

7	36	1 Avila Domingo (OH)
---	----	----------------------

Excellent	Total Atts	No Name
19	103	Total Team
6	17	1 Avila Domingo (OH)
5	26	8 Medina Miguel (L)
11	71	Total Team
6	44	4 Cunningham Jose Luis (S)
21	60	Total Team
15	34	8 Medina Miguel (L)
6	15	1 Avila Domingo (OH)





P-2 VOLLEYBALL • Match result

XI Juegos Deportivos Centroamericanos Voleibol Mas Ronda Final



Match: 2 **Date:** 10/12/2017 **Spectators:** 300
City: Managua
Hall: Polideportivo Alexis Argüello
Match duration: **Start:** 12:00 **End:** 13:25 **Total:** 1:25

Teams	Sets	1	2	3	4	5	Total
HON	0	23	23	17			63
ESA	3	25	25	25			75
Set duration		0:29	0:26	0:24			1:19

Referees: Beltre, Jose (DOM) & Quintana, Carlos (PAN)

HON • Honduras		1	2	3	4	5	Pts
1	Thompson Cooper William (OH)	■	■	■			13
2	Membreño Valladares Luis (S)	■	■	■			2
4	Osorio Roque Carlos (OH)	■	■	■			12
6	Matamoros Melara Luis (MB)						
8	Wattler Brown Ornello (MB)	■	■	■			8
9	L Casasola Robles Maynor Jossue (L)				L		
10	Matamoros Guzman Fabrizzio (OH)						
11	Avila Duron Alejandro (S)			□	□		
12	L Ortiz Paz Héctor (L)		L	L	L		
13	Moreira Zelaya German (OP)	■	■	■			10
14	Reyes Maldonado José (MB)	■	■	■			2
16	Ulloa Molina Marvin Andres (OH)	□	□				
18	Bulnes Orellana William (MB)						

Coach: Juan Andres Leon (CUB)
Assistant: Alejandro Jose Casti (HON)

ESA • El Salvador		1	2	3	4	5	Pts
1	Chavez Rivas Rodrigo Andres (OH)	■	■	■			9
2	Guatemala Hernández Armando José (OH)	■	□	□			2
5	Menjívar Ramirez Erick Francisco (MB)	■	■	■			4
6	Flores Franklin (S)	■	■	■			8
7	L Hernandez Castillo Samuel (L)						
8	Hernández Francisco (OH)				■	■	5
9	Vargas Juan Carlos (S)		□	□	□		
12	Nochez Aviles Mario Antonio (OP)						
13	Rodríguez Guandique Carlos Alberto (OP)	■	■	■			15
18	Escobar Carlos (MB)	■	■	■			6
19	L Morales Luis (L)		L	L	L		
22	Guidos Barrera Diego Alejandro (MB)				□		1

Coach: Henriquez, Nery Alfo (ESA)
Assistant: López Campos, Sady (ESA)

TEAMS AND PLAYERS PERFORMANCES

Won Pts	Total Atts	No Name
35	104	Total Team
12	32	1 Thompson Cooper William
9	26	4 Osorio Roque Carlos (OH)
7	50	Total Team
2	7	13 Moreira Zelaya German
1	4	2 Membreño Valladares Luis
5	65	Total Team
2	13	4 Osorio Roque Carlos (OH)
1	13	2 Membreño Valladares Luis
16		Total Team
63	219	Total Team

Scoring Skills
Spike
Block
Serve
Opp. error
Total

Won Pts	Total Atts	No Name
38	99	Total Team
14	26	13 Rodríguez Guandique
9	30	1 Chavez Rivas Rodrigo
7	45	Total Team
2	9	18 Escobar Carlos (MB)
2	7	5 Menjívar Ramirez Erick
5	71	Total Team
4	20	6 Flores Franklin (S)
1	6	2 Guatemala Hernández
25		Total Team
75	215	Total Team

13	47	1 Thompson Cooper William
----	----	---------------------------

Best Scorer		
15	44	13 Rodríguez Guandique

15	44	13 Rodríguez Guandique
----	----	------------------------

Excellent	Total Atts	No Name
16	89	Total Team
6	25	12 Ortiz Paz Héctor (L)
4	15	4 Osorio Roque Carlos (OH)
19	86	Total Team
14	70	2 Membreño Valladares Luis
33	66	Total Team
17	40	12 Ortiz Paz Héctor (L)

Non scoring Skills
Dig
Set
Reception
Success - Faults
Attempts

Excellent	Total Atts	No Name
22	107	Total Team
7	20	19 Morales Luis (L)
5	20	1 Chavez Rivas Rodrigo
15	84	Total Team
14	68	6 Flores Franklin (S)
17	54	Total Team
4	11	8 Hernández Francisco (OH)
4	13	1 Chavez Rivas Rodrigo

■ Starting line-up Pts = Points scored [nn] = Captain
□ Substitute Atts = Attempts L = Libero
Opp = Opponent





P-2 VOLLEYBALL • Match result

XI Juegos Deportivos Centroamericanos Voleibol Mas Ronda Final



Match: 3 **Date:** 10/12/2017 **Spectators:** 4,500
City: Managua
Hall: Polideportivo Alexis Argüello
Match duration: Start: 21:14 End: 23:17 Total: 2:03

Teams	Sets	1	2	3	4	5	Total
NCA	1	19	25	22	27		93
CRC	3	25	22	25	29		101
Set duration		0:26	0:28	0:28	0:32		1:54

Referees: Borroto, Ricardo (CUB) & Guerrero, Alvaro (HON)

NCA • Nicaragua		1	2	3	4	5	Pts
1	Zeledón Jonny (OH)	■	■	■	■		18
2	Toledo Alvarez Jorge Luis (S)	■	■	■	■		6
3	García Rivera Denis (OP)	■		□			3
4	Duarte Torres Kevin Yuriel (MB)	■	■	■	■		2
5	Lanuz Jimenez Enoc (OH)		□		□		
7	Solis Medrano Rafael Ernesto (MB)	■	■	■	■		9
8	Hernández Byron (OH)	□	□		□		3
9	Martinez Alvarado Lester Javier (OP)		□	■	□		2
10	L Castillo Guerrero Miguel (L)						
11	L Navarrete Gaitán Christopher (L)	L	L	L	L		
12	Tuckler Lopez Jonathan Moises (OH)		■	■	■		14
13	Valdivia Castro Tito Arnulfo (OH)	■	■		■		8
14	Cerda Ronny (S)						
15	Baquedano Ronnier (MB)						

Coach: OSMAN HERNANDEZ (NCA)
Assistant: RENE QUINTANA (NCA)

CRC • Costa Rica		1	2	3	4	5	Pts
1	L Chavez Rodriguez Luis Guillermo (L)	L	L	L	L		
3	Álvarez López Julio (OH)	■	■	■	□		10
4	Blanco Segnini Alberto (OH)	■	■	■	■		16
7	Araya Urbina Esteban (OP)	■	■	■	■		8
8	Araya Urbina Andres (S)	■	■	■	■		2
10	Gutierrez Mora Luis Felipe (S)		□				
11	Alvarez Lopez Javier (MB)	■	■	■	■		18
12	Arias Obregón Christopher (OH)		□	□	■		3
13	López Camacho Luis Antonio (MB)	■					
14	Rodríguez Naranjo Hugo (MB)	□	■	■	■		14
15	Chan Gamboa Luis Ricardo (OP)						
16	L Acuña Jose Pablo (L)	L	L	L	L		

Coach: JUAN ACUÑA GAMBOA
Assistant: MARCO PALMA CABEZAS

TEAMS AND PLAYERS PERFORMANCES

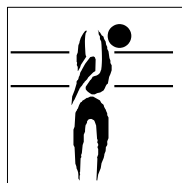
Won Pts	Total Atts	No Name	Scoring Skills	Won Pts	Total Atts	No Name
52	146	Total Team		51	142	Total Team
16	38	1 Zeledón Jonny (OH)	Spike	14	23	11 Alvarez Lopez Javier (MB)
13	26	12 Tuckler Lopez Jonathan		12	38	4 Blanco Segnini Alberto (OH)
8	60	Total Team	Block	14	82	Total Team
2	12	7 Solis Medrano Rafael		5	19	14 Rodriguez Naranjo Hugo
2	13	2 Toledo Alvarez Jorge Luis	Serve	3	13	11 Alvarez Lopez Javier (MB)
5	94	Total Team		6	100	Total Team
2	21	2 Toledo Alvarez Jorge Luis	Opp. error	3	14	3 Álvarez López Julio (OH)
1	13	1 Zeledón Jonny (OH)	Total	2	17	4 Blanco Segnini Alberto (OH)
28		Total Team		30		Total Team
93	300	Total Team		101	324	Total Team

18	60	1 Zeledón Jonny (OH)	Best Scorer	18	55	11 Alvarez Lopez Javier (MB)
----	----	----------------------	--------------------	----	----	------------------------------

Excellent	Total Atts	No Name	Non scoring Skills	Excellent	Total Atts	No Name
26	143	Total Team		18	116	Total Team
20	54	11 Navarrete Gaitán Christopher	Dig	7	24	4 Blanco Segnini Alberto (OH)
3	23	2 Toledo Alvarez Jorge Luis		3	13	16 Acuña Jose Pablo (L)
15	118	Total Team	Set	19	109	Total Team
15	108	2 Toledo Alvarez Jorge Luis		19	101	8 Araya Urbina Andres (S)
36	89	Total Team	Reception	31	83	Total Team
18	31	11 Navarrete Gaitán Christopher	Success - Faults	9	20	3 Álvarez López Julio (OH)
7	21	1 Zeledón Jonny (OH)	# Attempts	10	25	4 Blanco Segnini Alberto (OH)

■ Starting line-up Pts = Points scored [nn] = Captain
□ Substitute Atts = Attempts L = Libero
Opp = Opponent





Best Scorers

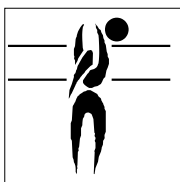
Rk	No	Name	Team	Spike	Block	Serve	Total
1	1	Zeledón Jonny (OH)	NCA	16	1	1	18
1	11	Alvarez Lopez Javier (MB)	CRC	14	3	1	18
3	4	Blanco Segnini Alberto (OH)	CRC	12	2	2	16
4	13	Rodríguez Guandique Carlos Alberto (OP)	ESA	14	1	0	15
5	12	Tuckler Lopez Jonathan Moises (OH)	NCA	13	1	0	14
5	14	Rodriguez Naranjo Hugo (MB)	CRC	9	5	0	14
7	5	Flores Diaz Erik Gerardo (OP)	GUA	12	1	0	13
7	1	Thompson Cooper William (OH)	HON	12	1	0	13
9	4	Osorio Roque Carlos (OH)	HON	9	1	2	12
10	15	Aragon Lopez Leonel Antonio (MB)	GUA	7	4	0	11
11	13	Moreira Zelaya German (OP)	HON	8	2	0	10
11	3	Chacon Pelaez Wagner Arnulfo (OH)	GUA	8	1	1	10
11	3	Álvarez López Julio (OH)	CRC	6	1	3	10
14	1	Chavez Rivas Rodrigo Andres (OH)	ESA	9	0	0	9
14	7	Solis Medrano Rafael Ernesto (MB)	NCA	6	2	1	9
16	8	Watler Brown Ornello (MB)	HON	6	1	1	8
16	6	Flores Franklin (S)	ESA	4	0	4	8
16	7	Araya Urbina Esteban (OP)	CRC	8	0	0	8
16	13	Valdivia Castro Tito Arnulfo (OH)	NCA	8	0	0	8
20	1	Avila Domingo (OH)	PAN	6	1	0	7
20	14	Chinchilla Franco Brandon Arnoldo (MB)	GUA	3	2	2	7
22	18	Escobar Carlos (MB)	ESA	4	2	0	6
22	17	Gonzalez Paz Gerardo Antonio (S)	GUA	2	0	4	6
22	2	Toledo Alvarez Jorge Luis (S)	NCA	2	2	2	6
25	8	Hernández Francisco (OH)	ESA	4	1	0	5
26	6	Othon Otto (MB)	PAN	4	0	0	4
26	5	Menjívar Ramirez Erick Francisco (MB)	ESA	2	2	0	4
28	2	Lopez Santiago Carlos Fernando (OH)	GUA	2	1	0	3
28	11	Marshall Oswald (OH)	PAN	2	0	1	3
28	8	Hernández Byron (OH)	NCA	3	0	0	3
28	12	Arias Obregón Cristopher (OH)	CRC	2	1	0	3
28	3	García Rivera Denis (OP)	NCA	1	1	1	3
33	10	Cuero Ruben (MB)	PAN	2	0	0	2
33	17	Beitia Angel (MB)	PAN	2	0	0	2
33	2	Guatemala Hernández Armando José (OH)	ESA	1	0	1	2
33	2	Membreño Valladares Luis (S)	HON	0	1	1	2
33	14	Reyes Maldonado José (MB)	HON	0	1	1	2
33	9	Martinez Alvarado Lester Javier (OP)	NCA	2	0	0	2
33	4	Duarte Torres Kevin Yuriel (MB)	NCA	1	1	0	2
33	8	Araya Urbina Andres (S)	CRC	0	2	0	2
41	2	Ureña Jose Donald (OP)	PAN	1	0	0	1
41	5	Gonzalez Jose (OH)	PAN	1	0	0	1
41	7	Murillo Gabriel (MB)	PAN	1	0	0	1
41	12	WEST LUDRIK (MB)	PAN	1	0	0	1
41	22	Guidos Barrera Diego Alejandro (MB)	ESA	0	1	0	1
46	7	Hernandez Castillo Samuel (L)	ESA	0	0	0	0
46	9	Vargas Juan Carlos (S)	ESA	0	0	0	0
46	12	Nochez Aviles Mario Antonio (OP)	ESA	0	0	0	0
46	19	Morales Luís (L)	ESA	0	0	0	0
46	4	Menendez Burgos Axel Enrique (OH)	GUA	0	0	0	0
Total tournament				230	46	29	305



Best Spikers

Limit: 15.00%

Rk	No	Name	Team	Spikes	Faults	Shots	Total Attempts	Succ. %
1	11	Alvarez Lopez Javier (MB)	CRC	14	3	6	23	60.87
2	13	Rodríguez Guandique Carlos Alberto (OP)	ESA	14	4	8	26	53.85
3	5	Flores Diaz Erik Gerardo (OP)	GUA	12	2	9	23	52.17
4	12	Tuckler Lopez Jonathan Moises (OH)	NCA	13	5	8	26	50.00
5	1	Zeledón Jonny (OH)	NCA	16	4	18	38	42.11
6	1	Thompson Cooper William (OH)	HON	12	1	19	32	37.50
7	13	Moreira Zelaya German (OP)	HON	8	3	12	23	34.78
8	4	Osorio Roque Carlos (OH)	HON	9	4	13	26	34.62
9	4	Blanco Segnini Alberto (OH)	CRC	12	4	22	38	31.58
10	6	Othon Otto (MB)	PAN	4	1	8	13	30.77
Total Tournament				230	84	343	657	35.01




Best Blockers

Rk	No	Name	Team	Kill Blocks	Faults	Rebounds	Total Attempts	Avg. by set
1	15	Aragon Lopez Leonel Antonio (MB)	GUA	4	2	10	16	1.33
2	14	Rodríguez Naranjo Hugo (MB)	CRC	5	10	4	19	1.25
3	11	Alvarez Lopez Javier (MB)	CRC	3	6	4	13	0.75
4	13	Moreira Zelaya German (OP)	HON	2	1	4	7	0.67
5	18	Escobar Carlos (MB)	ESA	2	2	5	9	0.67
6	14	Chinchilla Franco Brandon Arnoldo (MB)	GUA	2	3	5	10	0.67
7	5	Menjívar Ramirez Erick Francisco (MB)	ESA	2	4	1	7	0.67
8	4	Blanco Segnini Alberto (OH)	CRC	2	1	6	9	0.50
9	7	Solis Medrano Rafael Ernesto (MB)	NCA	2	2	8	12	0.50
10	8	Araya Urbina Andres (S)	CRC	2	2	5	9	0.50
Total Tournament				46	95	171	312	4.60



Best Servers

Rk	No	Name	Team	Aces	Faults	Serve Hits	Total Attempts	Avg. by set
1	6	Flores Franklin (S)	ESA	4	1	15	20	1.33
2	17	Gonzalez Paz Gerardo Antonio (S)	GUA	4	3	13	20	1.33
3	3	Álvarez López Julio (OH)	CRC	3	2	9	14	0.75
4	14	Chinchilla Franco Brandon Arnoldo (MB)	GUA	2	1	5	8	0.67
5	4	Osorio Roque Carlos (OH)	HON	2	4	7	13	0.67
6	2	Toledo Alvarez Jorge Luis (S)	NCA	2	1	18	21	0.50
7	4	Blanco Segnini Alberto (OH)	CRC	2	2	13	17	0.50
8	2	Guatemala Hernández Armando José (OH)	ESA	1	-	5	6	0.33
8	2	Membreño Valladares Luis (S)	HON	1	-	12	13	0.33
8	8	Watler Brown Ornello (MB)	HON	1	-	7	8	0.33
Total Tournament				29	57	365	451	2.90



Best Diggers

Rk	No	Name	Team	Digs	Faults	Receptions	Total Attempts	Avg. by set
1	11	Navarrete Gaitán Christopher (L)	NCA	20	14	20	54	5.00
2	12	Pineda Lopez Tirso Ivan (L)	GUA	9	2	15	26	3.00
3	19	Morales Luís (L)	ESA	7	6	7	20	2.33
4	12	Ortiz Paz Héctor (L)	HON	6	6	13	25	2.00
5	1	Avila Domingo (OH)	PAN	6	5	6	17	2.00
6	4	Blanco Segnini Alberto (OH)	CRC	7	4	13	24	1.75
7	8	Medina Miguel (L)	PAN	5	7	14	26	1.67
8	1	Chavez Rivas Rodrigo Andres (OH)	ESA	5	6	9	20	1.67
9	3	Chacon Pelaez Wagner Arnulfo (OH)	GUA	4	3	5	12	1.33
10	4	Osorio Roque Carlos (OH)	HON	4	5	6	15	1.33
Total Tournament				118	162	351	631	11.80



Best Setters

Rk	No	Name	Team	Running Sets	Faults	Still Sets	Total Attempts	Avg. by set
1	17	Gonzalez Paz Gerardo Antonio (S)	GUA	17	1	30	48	5.67
2	8	Araya Urbina Andres (S)	CRC	19	-	82	101	4.75
3	2	Membreño Valladares Luis (S)	HON	14	1	55	70	4.67
4	6	Flores Franklin (S)	ESA	14	1	53	68	4.67
5	2	Toledo Alvarez Jorge Luis (S)	NCA	15	3	90	108	3.75
6	4	Cunningham Jose Luis (S)	PAN	6	3	35	44	2.00
7	11	Avila Duron Alejandro (S)	HON	5	-	10	15	1.67
8	9	Arias Manuel (S)	PAN	4	-	16	20	1.33
9	7	Ruano Poron Adan Andree (S)	GUA	2	-	11	13	0.67
10	2	Ureña Jose Donald (OP)	PAN	1	-	1	2	0.33
Total Tournament				99	11	424	534	9.90



Best Receivers



Limit: 20.00%

Rk	No	Name	Team	Excellents	Faults	Serve Receptions	Total Attempts	Eff. %
1	3	Chacon Pelaez Wagner Arnulfo (OH)	GUA	12	1	2	15	73.33
2	11	Navarrete Gaitán Christopher (L)	NCA	18	3	10	31	48.39
3	12	Pineda Lopez Tirso Ivan (L)	GUA	7	1	6	14	42.86
4	2	Lopez Santiago Carlos Fernando (OH)	GUA	4	-	6	10	40.00
5	3	Álvarez López Julio (OH)	CRC	9	1	10	20	40.00
6	8	Medina Miguel (L)	PAN	15	2	17	34	38.24
7	8	Hernández Francisco (OH)	ESA	4	-	7	11	36.36
8	4	Blanco Segnini Alberto (OH)	CRC	10	1	14	25	36.00
9	16	Acuña Jose Pablo (L)	CRC	11	2	14	27	33.33
10	12	Ortiz Paz Héctor (L)	HON	17	4	19	40	32.50
Total Tournament				162	31	199	392	33.42



P-5 VOLLEYBALL • Players ranking by skills

XI Juegos Deportivos Centroamericanos Voleibol Mas



Best Liberos

Rk	No	Name	Team	Excellents	Faults	In play	Total attempts	Avg. by set
1	11	Navarrete Gaitán Christopher (L)	NCA	38	17	30	85	9.50
2	12	Ortiz Paz Héctor (L)	HON	23	10	32	65	7.67
3	8	Medina Miguel (L)	PAN	20	9	31	60	6.67
4	12	Pineda Lopez Tirso Ivan (L)	GUA	16	3	21	40	5.33
5	19	Morales Luís (L)	ESA	12	8	14	34	4.00
6	16	Acuña Jose Pablo (L)	CRC	14	2	24	40	3.50
7	1	Chavez Rodriguez Luis Guillermo (L)	CRC	2	2	7	11	0.50
8	8	Santa Cruz Molina Luis Fernando (L)	GUA	1			1	0.33
9	9	Casasola Robles Maynor Jossue (L)	HON	1	1	1	3	0.33
10	7	Hernandez Castillo Samuel (L)	ESA					

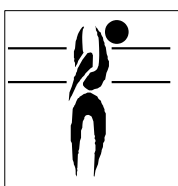




Best Spikers

Limit: 15.00%

Rk	Team	Spikes	Faults	Shots	Total Attempts	Succ. %
1	GUA Guatemala	34	8	38	80	42.50
2	ESA El Salvador	38	9	52	99	38.38
3	CRC Costa Rica	51	19	72	142	35.92
4	NCA Nicaragua	52	24	70	146	35.62
5	HON Honduras	35	11	58	104	33.65
6	PAN Panama	20	13	53	86	23.26
Total Tournament		230	84	343	657	35.01




Best Blockers

Rk	Team	Kill Blocks	Faults	Rebounds	Total Attempts	Avg. by set
1	CRC Costa Rica	14	31	37	82	3.50
2	GUA Guatemala	9	8	28	45	3.00
3	ESA El Salvador	7	13	25	45	2.33
3	HON Honduras	7	19	24	50	2.33
5	NCA Nicaragua	8	13	39	60	2.00
6	PAN Panama	1	11	18	30	0.33
Total Tournament		46	95	171	312	4.60



Best Servers

Rk	Team	Aces	Faults	Serve Hits	Total Attempts	Avg. by set
1	GUA Guatemala	7	13	53	73	2.33
2	ESA El Salvador	5	5	61	71	1.67
2	HON Honduras	5	10	50	65	1.67
4	CRC Costa Rica	6	10	84	100	1.50
5	NCA Nicaragua	5	11	78	94	1.25
6	PAN Panama	1	8	39	48	0.33
Total Tournament		29	57	365	451	2.90



Best Diggers

Rk	Team	Digs	Faults	Receptions	Total Attempts	Avg. by set
1	ESA El Salvador	22	25	60	107	7.33
2	NCA Nicaragua	26	41	76	143	6.50
3	PAN Panama	19	31	53	103	6.33
4	GUA Guatemala	17	14	42	73	5.67
5	HON Honduras	16	27	46	89	5.33
6	CRC Costa Rica	18	24	74	116	4.50
Total Tournament		118	162	351	631	11.80



Best Setters

Rk	Team	Running Sets	Faults	Still Sets	Total Attempts	Avg. by set
1	GUA Guatemala	20	1	45	66	6.67
2	HON Honduras	19	1	66	86	6.33
3	ESA El Salvador	15	1	68	84	5.00
4	CRC Costa Rica	19	1	89	109	4.75
5	NCA Nicaragua	15	4	99	118	3.75
6	PAN Panama	11	3	57	71	3.67
Total Tournament		99	11	424	534	9.90



Best Receivers

Limit: 20.00%

Rk	Team	Excellents	Faults	Serve Receptions	Total Attempts	Eff. %
1	GUA Guatemala	24	2	14	40	55.00
2	HON Honduras	33	5	28	66	42.42
3	NCA Nicaragua	36	6	47	89	33.71
4	CRC Costa Rica	31	6	46	83	30.12
5	PAN Panama	21	7	32	60	23.33
6	ESA El Salvador	17	5	32	54	22.22
Total Tournament		162	31	199	392	33.42