



2016 | Men's NORCECA

Continental Olympic Qualification Tournament

Edmonton, Alberta, Canada
January 8-10 2016



Daily Bulletin

Bulletin Quotidien

Sunday January. 10 2016
10 Dimachei Janvier 2016

Number **4**



Individual Awards • Premiación Individual



Best Spiker Mejor Ataque

Perrin John Gordon
Number 2 / Canada



Best Spiker Mejor Ataque

Osmay Uriarte
Number 14 / Cuba



Best Blocker Mejor Bloqueo

Luis Tomás Sosa Sierra
Number 16 / Cuba



Best Blocker Mejor Bloqueo

Daniel Jansen Vandoom
Number 11 / Canada



Best Digger Mejor Defensa

Tyler Sander
Number 1 / Canada



Best Server Mejor Servicio

Rolando Cepeda
Number 8 / Cuba



Best Receiver Mejor Recepción

Jorge Barajas
Number 11 / México



Best Scorer Mejor Anotador

Rolando Cepeda Abreu
Number 8 / Cuba



Best Libero Mejor Libero

Jesus Rangel
Number 5 / México



Best Oposite Mejor Opuesto

Rolando Zepeda Abreu
Number 8 / Cuba



Best Setter Mejor Acomodador

Ricardo Calvo
Number 3 / Cuba



Most Valuable Player Jugador Mas Valioso

Rolando Cepeda Abreu
Number 8 / Cuba





Calendario y Formato de Competencia / Competition Format and Match Schedule

GROUP-A																		
No.	Date	Time	Teams		LIVE SCORE	Set	Result per set (points)											
							1	2	3	4	5	POINTS	TOTAL	TIME	FORMS			
1	8-Jan	17:00	CANADA	vs	MEXICO	3-0	25-19	25-23	25-16						75-58	1:14	P-2	P-3
2	8-Jan	19:00	CUBA	vs	PUERTO RICO	3-0	25-22	25-20	33-31						83-73	1:45	P-2	P-3
3	9-Jan	13:30	CANADA	vs	PUERTO RICO	3-0	25-16	25-22	25-23						75-61	1:30	P-2	P-3
4	9-Jan	16:00	MEXICO	vs	CUBA	0-3	15-25	22-25	25-13						60-75	1:11	P-2	P-3
5	10-Jan	17:00	PUERTO RICO	vs	MEXICO	2-3	25-23	25-16	24-26	24-26	10-15				108-106	2:07	P-2	P-3
6	10-Jan	19:00	CANADA	vs	CUBA	0-3	15-25	21-25	21-25						57-75	1:16	P-2	P-3



P-4 VOLLEYBALL • Collated results & ranking



Continental Olympic Qualifier 2016
Results of Friday, January 15, 2016

MATCH RESULTS

Group A

No	Date	Teams	Set	Result per set (points)					Total Points	Time	Spectators
				1	2	3	4	5			
1	1/8/2016	CAN - MEX	3-0	25-19	25-23	25-16			75- 58	1:20	2,400
2	1/8/2016	CUB - PUR	3-0	25-22	25-20	33-31			83- 73	1:41	1,500
3	1/9/2016	CAN - PUR	3-0	25-16	25-22	25-23			75- 61	1:36	3,000
4	1/9/2016	MEX - CUB	0-3	15-25	22-25	23-25			60- 75	1:17	1,200
5	1/10/2016	PUR - MEX	2-3	25-23	25-16	24-26	24-26	10-15	108-106	2:19	3,000
6	1/10/2016	CAN - CUB	0-3	15-25	21-25	21-25			57- 75	1:22	3,000

TEAM RANKING

Group A

Rk	Code	Team	Matches			Results Details						Sets			Points			
			Pts	T	W	L	3-0	3-1	3-2	2-3	1-3	0-3	W	L	Ratio	W	L	Ratio
1	CUB	CUBA	15	3	3	0	3	0	0	0	0	0	9	0	MAX	233	190	1.226
2	CAN	CANADA	10	3	2	1	2	0	0	0	0	1	6	3	2.000	207	194	1.067
3	MEX	MEXICO	3	3	1	2	0	0	1	0	0	2	3	8	0.375	224	258	0.868
4	PUR	PUERTO RICO	2	3	0	3	0	0	0	1	0	2	2	9	0.222	242	264	0.917





National Teams Awards


Edmonton, Alberta, Canada, January 2016



CUBA



CANADA



MEXICO



PUERTO RICO



P-2 VOLLEYBALL • Match result



Continental Olympic Qualifier 2016
Group A

Match: 5 **Date:** 10/01/2016 **Spectators:** 3,000
City: Edmonton, AB, CA
Hall: Saville Community Sports Centre
Match duration: **Start:** 17:10 **End:** 19:29 **Total:** 2:19

Teams	Sets	1	2	3	4	5	Total
PUR	2	25	25	24	24	10	108
MEX	3	23	16	26	26	15	106
Set duration		0:25	0:24	0:29	0:33	0:16	2:07

Referees: ILKIW, Taras (CAN) & ROBB, Andrew (CAN)

PUR • PUERTO RICO		1	2	3	4	5	Pts
1	Morales Steven						
2	Goas Edgardo	☐		☐	☐	☐	
4 L	Del Valle Dennis						
6	Perez Angel	■	■	■	■	■	1
7	Escalante Enrique	■	■	■	■	■	10
8	Rivera Eddie	☐		☐			
9	Colon Jessie					☐	
10	Cruz Lozada Ezequiel	☐		☐	☐	☐	
11	Torres Maurice	■	■	■	■	■	17
14	Roman Mannix	■	■	■	■	■	11
16	Rivera Jackson	■	■	■	■	■	8
20	Sánchez Sequiel	■	■	■	■	■	22
23	Guzman Pablo			☐		☐	
24 L	Berrios Gregory	L	L	L	L	L	

Coach: Luis Javier Gaspar (PUR)
Assistant: Carlos Rivera (PUR)

MEX • MEXICO		1	2	3	4	5	Pts
1	Vargas Daniel	☐	☐	☐	☐	☐	
2	Márquez Ramírez Iván Arturo	■	■	■	■	■	12
4	Ruiz De La Cruz Gonzalo	☐	☐	■	■	■	10
5 L	Rangel Jesus	L	L	L	L	L	
7	Quiñones Jorge	☐	☐	☐	☐		
9	Ceballos Humberto						
10	Rangel Pedro	■	■	■	■	■	7
11	Barajas Jorge	■	■	■	■	■	16
13	Cordova Samuel	■	■	■	■	■	7
17	Orellana Nestor	■	■	■	■	■	15
18	AGUIRRE Oscar				☐		
20	Duarte Julian	■	■		☐		4

Coach: AZAIR LOPEZ, Jorge M
Assistant: CONTRERAS GAMEZ, Ger

TEAMS AND PLAYERS PERFORMANCES

Won Pts	Total Atts	No Name
55	121	Total Team
19	35	20 Sánchez Sequiel
15	38	11 Torres Maurice
4	34	Total Team
2	8	7 Escalante Enrique
1	7	14 Roman Mannix
10	109	Total Team
3	20	7 Escalante Enrique
3	16	14 Roman Mannix
39		Total Team
108	264	Total Team

22	59	20 Sánchez Sequiel
----	----	--------------------

Excellent	Total Atts	No Name
37	92	Total Team
14	23	24 Berrios Gregory
5	9	11 Torres Maurice
88	111	Total Team
67	86	6 Perez Angel
74	86	Total Team
25	27	16 Rivera Jackson
30	35	24 Berrios Gregory

■ Starting line-up Pts = Points scored [nn] = Captain
☐ Substitute Atts = Attempts L = Libero
Opp = Opponent

Scoring Skills	Won Pts	Total Atts	No Name
Spike	53	113	Total Team
	15	31	11 Barajas Jorge
	12	29	17 Orellana Nestor
Block	13	56	Total Team
	3	7	10 Rangel Pedro
	3	14	2 Márquez Ramírez Iván
Serve	5	105	Total Team
	2	23	10 Rangel Pedro
	1	21	11 Barajas Jorge
Opp. error	35		Total Team
Total	106	274	Total Team

Best Scorer	16	55	11 Barajas Jorge
--------------------	----	----	------------------

Non scoring Skills	Excellent	Total Atts	No Name
Dig	42	87	Total Team
	13	21	10 Rangel Pedro
	7	8	11 Barajas Jorge
Set	90	113	Total Team
	81	96	10 Rangel Pedro
Reception	74	90	Total Team
Success - Faults	40	43	11 Barajas Jorge
# Attempts	21	24	5 Rangel Jesus





P-2 VOLLEYBALL • Match result



Continental Olympic Qualifier 2016
Group A

Match: 6 **Date:** 10/01/2016 **Spectators:** 3,000
City: Edmonton, AB, CA
Hall: Saville Community Sports Centre
Match duration: **Start:** 19:55 **End:** 21:17 **Total:** 1:22

Teams	Sets	1	2	3	4	5	Total
CAN	0	15	21	21			57
CUB	3	25	25	25			75
Set duration		0:21	0:27	0:28			1:16

Referees: RAMIREZ, Yuri (DOM) & ALBRIGHT, Paul (USA)

CAN • CANADA		1	2	3	4	5	Pts
1	Sanders Tyler	■	■	■			4
2	Perrin John Gordon	■	■	■			12
3	L Lewis Daniel	L	L	L			
5	Verhoeff Rudy	□					
6	Duff Justin	■	■				1
7	Soonias Dallas	□	■	■			5
9	Schneider Dustin	□	□	□			
10	Van Lankvelt Toontje	■	□	□			2
11	Jansen Vandoorn Daniel Cornelius	■	■	■			4
15	Winters Frederic	□	■	■			3
17	Vigrass Graham		□	■			3
18	Hoag Nicholas	■		□			2
19	L Bann Blair Cameron	L	L	L			
22	Marshall Steven						

Coach: Hoag, Glenn
Assistant: Pichette, Vincent

CUB • CUBA		1	2	3	4	5	Pts
2	Melgarejo Hernandez Osniel Lazaro						
3	Calvo Manzano Ricardo Norberto	■	■	■			2
4	Jimenez Scull Javier Ernesto	■	■	■			6
7	L Garcia Alvarez Yonder Roman	L	L	L			
8	Cepeda Abreu Rolando	■	■	■			21
9	Osoria Rodriguez Livan	■	■	■			5
13	Rivera Sanchez Mario Luis		□	□			1
14	Uriarte Mestre Osmany Santiago	■	■	■			8
15	Albo Miranda Dariel						
16	Sosa Sierra Luis Tomas	■	■	■			7
17	Alfonso Gavilan Abraham	□	□	□			
18	Alonso Arce Roamy Raul						
19	L Salazar Rubiera Lionnis						
21	Goide Arredondo Adrian Eduardo						

Coach: RODOLFO LUIS SANCHEZ (CUB)
Assistant: IDOLO GILBERTO HERRE (CUB)

TEAMS AND PLAYERS PERFORMANCES

Won Pts	Total Atts	No Name
26	66	Total Team
10	22	2 Perrin John Gordon
5	15	7 Soonias Dallas
4	25	Total Team
1	1	15 Winters Frederic
1	2	17 Vigrass Graham
6	58	Total Team
3	13	1 Sanders Tyler
2	11	2 Perrin John Gordon
21		Total Team
57	149	Total Team

12	36	2 Perrin John Gordon
----	----	----------------------

Excellent	Total Atts	No Name
26	56	Total Team
8	13	2 Perrin John Gordon
4	6	1 Sanders Tyler
47	64	Total Team
38	51	1 Sanders Tyler
48	58	Total Team
17	18	2 Perrin John Gordon
13	16	15 Winters Frederic

Scoring Skills
Spike
Block
Serve
Opp. error
Total

Best Scorer

Non scoring Skills
Dig
Set
Reception
Success - Faults
Attempts

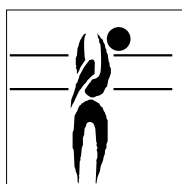
Won Pts	Total Atts	No Name
35	60	Total Team
16	23	8 Cepeda Abreu Rolando
6	14	14 Uriarte Mestre Osmany
7	27	Total Team
4	11	9 Osoria Rodriguez Livan
2	5	16 Sosa Sierra Luis Tomas
8	75	Total Team
5	14	8 Cepeda Abreu Rolando
1	16	14 Uriarte Mestre Osmany
25		Total Team
75	162	Total Team

21	41	8 Cepeda Abreu Rolando
----	----	------------------------

Excellent	Total Atts	No Name
28	47	Total Team
6	6	4 Jimenez Scull Javier
5	8	3 Calvo Manzano Ricardo
54	64	Total Team
49	57	3 Calvo Manzano Ricardo
37	48	Total Team
13	17	7 Garcia Alvarez Yonder
18	23	14 Uriarte Mestre Osmany

■ Starting line-up Pts = Points scored [nn] = Captain
□ Substitute Atts = Attempts L = Libero
Opp = Opponent





Best Scorers

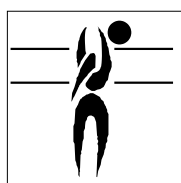
Rk	No	Name	Pos.	Team	Spike	Block	Serve	Total
1	8	Cepeda Abreu Rolando	OP	CUB	41	3	9	53
2	2	Perrin John Gordon	OS	CAN	36	1	4	41
3	11	Barajas Jorge	OS	MEX	36	0	4	40
4	11	Torres Maurice	OP	PUR	33	1	3	37
5	20	Sánchez Sequiel	OS	PUR	31	2	3	36
6	14	Uriarte Mestre Osmany Santiago	OS	CUB	27	3	4	34
7	17	Orellana Nestor	OP	MEX	20	2	2	24
8	7	Soonias Dallas	OP	CAN	21	2	0	23
9	11	Jansen Vandoorn Daniel Cornelius	MB	CAN	8	10	3	21
10	16	Sosa Sierra Luis Tomas	MB	CUB	17	3	0	20
10	10	Van Lankvelt Toontje	OS	CAN	16	1	3	20
10	4	Jimenez Scull Javier Ernesto	OS	CUB	13	4	3	20
10	13	Cordova Samuel	MB	MEX	14	5	1	20
10	14	Roman Mannix	MB	PUR	13	2	5	20
15	2	Márquez Ramírez Iván Arturo	MB	MEX	12	3	3	18
16	9	Osoria Rodriguez Livan	MB	CUB	9	8	0	17
17	4	Ruiz De La Cruz Gonzalo	OS	MEX	13	1	1	15
18	7	Escalante Enrique	MB	PUR	7	4	3	14
19	3	Calvo Manzano Ricardo Norberto	S	CUB	4	4	4	12
20	1	Sanders Tyler	S	CAN	1	3	7	11
20	16	Rivera Jackson	OS	PUR	10	1	0	11
20	20	Duarte Julian	OS	MEX	8	2	1	11
23	6	Duff Justin	MB	CAN	9	1	0	10
24	10	Cruz Lozada Ezequiel	OP	PUR	7	0	2	9
24	10	Rangel Pedro	S	MEX	4	3	2	9
26	15	Winters Frederic	OS	CAN	6	2	0	8
26	23	Guzman Pablo	OS	PUR	6	0	2	8
28	1	Vargas Daniel	OP	MEX	5	0	1	6
29	1	Morales Steven	MB	PUR	2	2	1	5
30	8	Rivera Eddie	OS	PUR	4	0	0	4
30	9	Colon Jessie	MB	PUR	2	2	0	4
32	18	Hoag Nicholas	OS	CAN	3	0	0	3
32	17	Vigrass Graham	MB	CAN	2	1	0	3
32	13	Rivera Sanchez Mario Luis	OS	CUB	2	1	0	3
35	9	Ceballos Humberto	MB	MEX	1	1	0	2
36	5	Verhoeff Rudy	MB	CAN	0	1	0	1
36	6	Perez Angel	S	PUR	1	0	0	1
36	7	Quiñones Jorge	OS	MEX	1	0	0	1
39	3	Lewis Daniel	L	CAN	0	0	0	0
39	9	Schneider Dustin	S	CAN	0	0	0	0
39	19	Bann Blair Cameron	L	CAN	0	0	0	0
39	22	Marshall Steven	OS	CAN	0	0	0	0
39	2	Melgarejo Hernandez Osniel Lazaro	OS	CUB	0	0	0	0
39	7	Garcia Alvarez Yonder Roman	L	CUB	0	0	0	0
39	15	Albo Miranda Dariel	OP	CUB	0	0	0	0
39	17	Alfonso Gavilan Abrahan	OS	CUB	0	0	0	0
39	18	Alonso Arce Roamy Raul	MB	CUB	0	0	0	0
39	19	Salazar Rubiera Lionnis	L	CUB	0	0	0	0
39	21	Goide Arredondo Adrian Eduardo	S	CUB	0	0	0	0
39	2	Goas Edgardo	S	PUR	0	0	0	0
Total tournament					445	79	71	595



Best Spikers

Limit: 15.00%

Rk	No	Name	Pos.	Team	Spikes	Faults	Shots	Total Attempts	Succ. %
1	8	Cepeda Abreu Rolando	OP	CUB	41	5	21	67	61.19
2	2	Perrin John Gordon	OS	CAN	36	9	17	62	58.06
3	14	Uriarte Mestre Osmany Santiago	OS	CUB	27	8	14	49	55.10
4	20	Sánchez Sequiel	OS	PUR	31	13	17	61	50.82
5	11	Barajas Jorge	OS	MEX	36	15	23	74	48.65
6	17	Orellana Nestor	OP	MEX	20	12	10	42	47.62
7	11	Torres Maurice	OP	PUR	33	19	23	75	44.00
8	7	Soonias Dallas	OP	CAN	21	11	19	51	41.18
9	4	Jimenez Scull Javier Ernesto	OS	CUB	13	4	15	32	40.63
-	13	Cordova Samuel	MB	MEX	14	5	11	30	
Total Tournament					445	172	306	923	48.21




Best Blockers

Rk	No	Name	Pos.	Team	Kill Blocks	Faults	Rebounds	Total Attempts	Avg. by set
1	11	Jansen Vandoorn Daniel Cornelius	MB	CAN	10	10	6	26	1.11
2	9	Osoria Rodriguez Livan	MB	CUB	8	12	8	28	0.89
3	13	Cordova Samuel	MB	MEX	5	12	12	29	0.45
4	4	Jimenez Scull Javier Ernesto	OS	CUB	4	5	4	13	0.44
5	3	Calvo Manzano Ricardo Norberto	S	CUB	4	6	-	10	0.44
6	7	Escalante Enrique	MB	PUR	4	5	5	14	0.36
7	1	Sanders Tyler	S	CAN	3	1	4	8	0.33
8	14	Uriarte Mestre Osmany Santiago	OS	CUB	3	4	2	9	0.33
9	8	Cepeda Abreu Rolando	OP	CUB	3	5	1	9	0.33
10	16	Sosa Sierra Luis Tomas	MB	CUB	3	11	5	19	0.33
Total Tournament					79	161	105	345	3.95




Best Servers

Rk	No	Name	Pos.	Team	Aces	Faults	Serve Hits	Total Attempts	Avg. by set
1	8	Cepeda Abreu Rolando	OP	CUB	9	11	27	47	1.00
2	1	Sanders Tyler	S	CAN	7	1	41	49	0.78
3	14	Roman Mannix	MB	PUR	5	9	19	33	0.45
4	2	Perrin John Gordon	OS	CAN	4	9	26	39	0.44
5	14	Uriarte Mestre Osmany Santiago	OS	CUB	4	10	28	42	0.44
6	3	Calvo Manzano Ricardo Norberto	S	CUB	4	9	22	35	0.44
7	11	Barajas Jorge	OS	MEX	4	12	32	48	0.36
8	11	Jansen Vandoorn Daniel Cornelius	MB	CAN	3	4	23	30	0.33
9	10	Van Lankvelt Toontje	OS	CAN	3	3	13	19	0.33
10	4	Jimenez Scull Javier Ernesto	OS	CUB	3	8	24	35	0.33
Total Tournament					71	180	655	906	3.55



Best Diggers

Rk	No	Name	Pos.	Team	Digs	Faults	Receptions	Total Attempts	Avg. by set
1	1	Sanders Tyler	S	CAN	18	5	5	28	2.00
2	24	Berrios Gregory	L	PUR	21	7	8	36	1.91
3	10	Rangel Pedro	S	MEX	21	10	7	38	1.91
4	2	Perrin John Gordon	OS	CAN	17	9	6	32	1.89
5	5	Rangel Jesus	L	MEX	20	6	9	35	1.82
6	7	Garcia Alvarez Yonder Roman	L	CUB	16	4	3	23	1.78
7	19	Bann Blair Cameron	L	CAN	15	3	2	20	1.67
8	4	Jimenez Scull Javier Ernesto	OS	CUB	14	3	3	20	1.56
9	11	Torres Maurice	OP	PUR	14	3	7	24	1.27
10	8	Cepeda Abreu Rolando	OP	CUB	10	4	6	20	1.11
Total Tournament					336	304	99	739	16.80



Best Setters

Rk	No	Name	Pos.	Team	Running Sets	Faults	Still Sets	Total Attempts	Avg. by set
1	3	Calvo Manzano Ricardo Norberto	S	CUB	143	2	21	166	15.89
2	10	Rangel Pedro	S	MEX	169	2	34	205	15.36
3	1	Sanders Tyler	S	CAN	120	-	29	149	13.33
4	2	Goas Edgardo	S	PUR	100	1	23	124	9.09
5	6	Perez Angel	S	PUR	78	1	23	102	7.09
6	24	Berrios Gregory	L	PUR	12	-	-	12	1.09
7	5	Rangel Jesus	L	MEX	12	1	3	16	1.09
8	14	Uriarte Mestre Osmany Santiago	OS	CUB	7	1	1	9	0.78
9	19	Bann Blair Cameron	L	CAN	6	-	1	7	0.67
10	2	Perrin John Gordon	OS	CAN	4	-	1	5	0.44
Total Tournament					707	10	170	887	35.35



Best Receivers

Limit: 20.00%

Rk	No	Name	Pos.	Team	Excellents	Faults	Serve Receptions	Total Attempts	Eff. %
1	11	Barajas Jorge	OS	MEX	70	3	5	78	85.90
2	5	Rangel Jesus	L	MEX	57	3	4	64	84.38
3	16	Rivera Jackson	OS	PUR	38	3	2	43	81.40
4	20	Sánchez Sequiel	OS	PUR	41	3	3	47	80.85
5	7	Garcia Alvarez Yonder Roman	L	CUB	39	3	3	45	80.00
6	2	Perrin John Gordon	OS	CAN	40	3	4	47	78.72
7	24	Berrios Gregory	L	PUR	58	4	7	69	78.26
8	14	Uriarte Mestre Osmany Santiago	OS	CUB	49	7	5	61	68.85
9	3	Lewis Daniel	L	CAN	35	6	6	47	61.70
10	4	Jimenez Scull Javier Ernesto	OS	CUB	23	4	4	31	61.29
Total Tournament					594	74	57	725	71.72

Best liberos

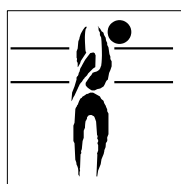
Rk	No	Name	Team	Excellents	Faults	In play	Total attempts	Succ. %
1	5	Rangel Jesus	MEX	55	7	6	68	80.88
2	24	Berrios Gregory	PUR	77	9	13	99	77.78
3	2	Perrin John Gordon	CAN	14	3	1	18	77.78
4	7	Garcia Alvarez Yonder Roman	CUB	79	11	15	105	75.24
5	20	Sanchez Sequiel	PUR	15	3	2	20	75.00
6	11	Barajas Jorge	MEX	39	7	7	53	73.58
7	4	Jimenez Scull Javier Ernesto	CUB	2			2	



Best Spikers

Limit: 15.00%

Rk	Team	Spikes	Faults	Shots	Total Attempts	Succ. %
1	CUB CUBA	113	24	66	203	55.67
2	CAN CANADA	102	38	63	203	50.25
3	MEX MEXICO	114	52	84	250	45.60
4	PUR PUERTO RICO	116	58	93	267	43.45
Total Tournament		445	172	306	923	48.21




Best Blockers

Rk	Team	Kill Blocks	Faults	Rebounds	Total Attempts	Avg. by set
1	CUB CUBA	26	45	20	91	2.89
2	CAN CANADA	22	37	20	79	2.44
3	MEX MEXICO	17	39	37	93	1.55
4	PUR PUERTO RICO	14	40	28	82	1.27
Total Tournament		79	161	105	345	3.95



Best Servers

Rk	Team	Aces	Faults	Serve Hits	Total Attempts	Avg. by set
1	CUB CUBA	20	54	157	231	2.22
2	CAN CANADA	17	30	159	206	1.89
3	PUR PUERTO RICO	19	45	181	245	1.73
4	MEX MEXICO	15	51	158	224	1.36
Total Tournament		71	180	655	906	3.55



Best Diggers

Rk	Team	Digs	Faults	Receptions	Total Attempts	Avg. by set
1	CAN CANADA	84	68	21	173	9.33
2	PUR PUERTO RICO	102	100	32	234	9.27
3	CUB CUBA	69	49	17	135	7.67
4	MEX MEXICO	81	87	29	197	7.36
Total Tournament		336	304	99	739	16.80



Best Setters

Rk	Team	Running Sets	Faults	Still Sets	Total Attempts	Avg. by set
1	PUR PUERTO RICO	207	3	53	263	18.82
2	CUB CUBA	164	3	29	196	18.22
3	MEX MEXICO	192	4	48	244	17.45
4	CAN CANADA	144	-	40	184	16.00
Total Tournament		707	10	170	887	35.35



Best Receivers

Limit: 20.00%

Rk	Team	Excellents	Faults	Serve Receptions	Total Attempts	Eff. %
1	PUR PUERTO RICO	178	17	13	208	77.40
2	CUB CUBA	124	15	14	153	71.24
3	MEX MEXICO	174	24	16	214	70.09
4	CAN CANADA	118	18	14	150	66.67
Total Tournament		594	74	57	725	71.72



Cuba wins ticket to Rio de Janeiro

EDMONTON, Canada, January 10, 2016 – Cuba won the NORCECA Men's Volleyball Olympic Qualification Tournament and the ticket to the Rio de Janeiro Games by defeating hosts Canada with a surprising 3-0 (25-15, 25-21, 25-21) score in front of a full house at the Saville Sports Centre of Edmonton on Sunday night.

Rolando Cepeda registered 21 points, including five aces, to spearhead the victory, followed by Osmany Uriarte, Luis Sosa and Javier Jiménez who contributed 8, 7 and 6 points, respectively.

The strong serves and solid blocking were the key factors for the victory of a Cuban team that was in command of the actions from start to finish.

John Gordon Perrin finished with 12 points as the leading scorer of the defeated side.

The 15th world-ranked Cuba outscored the No. 10 Canada 35-26 in kills, 7-4 in blocks and 8-6 in serving aces. The winners committed 21 unforced errors to 25 by the home team.

As second place team in the competition, Canada will have a second chance to earn a ticket to Rio at the World Olympic Qualification Tournament in Japan next May.

Mexico 3, Puerto Rico 2

Mexico made a sensational comeback to defeat Puerto Rico in five sets 3-2 (23-25, 16-25, 26-24, 26-24, 15-10) in the match for third place.

Jorge Barajas and Nestor Orellana led Mexico with 16 and 15 points, respectively, while Ivan Marquez and Gonzalo Ruiz contributed 12 and 10 in the victory.

Puerto Rico's Sequiel Sanchez had a match-high 22 points, followed by Maurice Torres with 17. Mannix Roman and Enrique Escalante finished with 11 and 10 points, respectively, in the loss.

Mexico outblocked Puerto Rico 13-4 while the defeated side won the battle of the aces 10-5.

By finishing in third place, Mexico remained in contention for an Olympic berth and will be competing at the Intercontinental Qualification Tournament in May against the third placed team from South America and the second and third place teams from Africa for the last spot in the twelve-team field in Rio de Janeiro.



Cuba gana boleto a Río de Janeiro

EEDMONTON, Canadá 10 de enero, 2016 - Cuba ganó El Torneo de Voleibol NORCECA Preolímpico Masculino y el boleto a los Juegos de Río de Janeiro al derrotar al anfitrión Canadá con un sorprendente marcador de 3-0 (25-15, 25-21, 25-21) frente a una casa llena en el Centro Deportivo Saville de Edmonton en la noche del domingo.

Rolando Cepeda registró 21 puntos, incluyendo cinco ases, para encabezar la victoria, seguido por Osmany Uriarte, Luis Sosa y Javier Jiménez quienes contribuyeron con 8, 7 y 6 puntos, respectivamente.

Los saques fuertes y el sólido bloqueo fueron los factores clave para la victoria de un equipo cubano que estuvo al mando de las acciones de principio a fin.

John Gordon Perrin terminó con 12 puntos como el máximo anotador del equipo vencido.

Cuba, equipo No. 15 del ranking mundial superó al No. 10 Canadá 35-26 en remates, 7-4 en bloqueos y 8-6 en saques ganadores. Los triunfadores cometieron 21 errores no forzados por 25 del equipo local.

Como segundo equipo en la competición, Canadá tendrá una segunda oportunidad para ganar un boleto a Río en el Torneo Clasificatorio Mundial Olímpico en Japón el próximo mes de mayo.

México 3, Puerto Rico 2

México hizo un regreso sensacional para vencer a Puerto Rico en cinco sets 3-2 (23-25, 16-25, 26-24, 26-24, 15-10) en el partido por el tercer puesto.

Jorge Barajas y Néstor Orellana lideraron a México con 16 y 15 puntos, respectivamente, mientras que Iván Márquez y Gonzalo Ruiz aportaron 12 y 10 en la victoria.

Por Puerto Rico, Sequiel Sánchez tuvo un total máximo de 22 puntos, seguido por Maurice Torres con 17. Mannix Román y Enrique Escalante finalizaron con 11 y 10 puntos, respectivamente, en la derrota.

México superó a Puerto Rico 13-4 en bloqueos, mientras que el bando derrotado ganó la batalla de saques 10-5.

Al terminar en el tercer lugar, México se mantuvo en la pelea por una plaza olímpica y estará compitiendo en el Torneo Clasificatorio Intercontinental de mayo contra el tercer equipo de América del Sur y los equipos de segundo y tercer lugar de África por el último lugar en el campo de doce equipos en Río de Janeiro.