



XICOPA 2016

PANAMERICANA

Masculina • Ciudad de México • Del 21 al 26 de Mayo

DAILY BULLETIN BOLETÍN DIARIO

Martes, 24 de mayo 2016 | Tuesday, May 24 2016

#5





24 DE mayo de 2016

Comité de Control

Les notificó a los equipos sobre el siguiente cambio de horario de los juegos:

MATCH 19 CUBA VS MEXICO 20:00 HRS

MATCH 20 ARGENTINA VS CANADA 18:00 HRS

ATENTAMENTE

JOSE LUIS JIMENES LAO

DIRECTOR DE COMPETENCIA

May 24, 2016

Control Committee

They notified the following change teams on the schedule of the games:

MATCH VS CUBA MEXICO 19 20:00

ARGENTINA MATCH VS CANADA 20 18:00

SINCERELY

JOSE LUIS LAO JIMENES

DIRECTOR OF COMPETITION



Calendario y Formato de Competencia / Competition Format and Match Schedule

GROUP-A

No.	Date	Time	Teams	LIVE SCORE	Set	Result per set (points)					POINTS TOTAL	TIME	FORMS	
						1	2	3	4	5			P-2	P-3
1	21-May	14:00	UNITED STATES vs CHILE		3-1	25-17	17-25	25-15	25-22		92-79	1:47	P-2	P-3
5	22-May	14:00	CHILE vs DOMINICAN REPUBLIC		1-3	20-25	25-18	24-26	25-23		92-94	1:46	P-2	P-3
10	23-May	16:00	DOMINICAN REPUBLIC vs UNITED STATES		1-3	20-25	23-25	28-26	17-25		88-101	1:50	P-2	P-3

GROUP-B

No.	Date	Time	Teams	LIVE SCORE	Set	Result per set (points)					POINTS TOTAL	TIME	FORMS	
						1	2	3	4	5			P-2	P-3
3	21-May	18:00	COSTA RICA vs CANADA		0-3	15-25	13-25	11-25			39-75	1:05	P-2	P-3
7	22-May	18:00	CUBA vs COSTA RICA		3-0	25-11	25-16	25-18			75-45	1:04	P-2	P-3
11	23-May	18:00	CANADA vs CUBA		2-3	25-20	17-25	21-25	25-23	13-15	101-108	2:03	P-2	P-3

GROUP-C

No.	Date	Time	Teams	LIVE SCORE	Set	Result per set (points)					POINTS TOTAL	TIME	FORMS	
						1	2	3	4	5			P-2	P-3
2	21-May	16:00	ARGENTINA vs COLOMBIA		3-0	25-16	25-20	25-22			75-58	1:09	P-2	P-3
4	21-May	20:00	MEXICO vs HONDURAS		3-0	25-17	25-15	25-22			75-54	1:16	P-2	P-3
6	22-May	16:00	HONDURAS vs ARGENTINA		0-3	10-25	19-25	16-25			45-75	1:03	P-2	P-3
8	22-May	20:00	MEXICO vs COLOMBIA		3-2	32-30	25-20	25-27	23-25	15-13	120-115	2:12	P-2	P-3
9	23-May	14:00	COLOMBIA vs HONDURAS		3-0	25-22	25-20	25-21			75-63	1:11	P-2	P-3
12	23-May	20:00	MEXICO vs ARGENTINA		1-3	18-25	21-25	28-26	22-25		89-101	1:41	P-2	P-3

CLASSIFICATION 7/10

No.	Date	Time	Teams	LIVE SCORE	Set	Result per set (points)					POINTS TOTAL	TIME	FORMS	
						1	2	3	4	5			P-2	P-3
13	24-May	14:00	COLOMBIA vs HONDURAS		3-0	25-23	25-21	25-21			75-65	1:15	P-2	P-3
14	24-May	16:00	CHILE vs COSTA RICA		3-0	25-15	25-18	25-23			75-56	1:12	P-2	P-3

QUARTERFINALS

No.	Date	Time	Teams	LIVE SCORE	Set	Result per set (points)					POINTS TOTAL	TIME	FORMS	
						1	2	3	4	5			P-2	P-3
16	24-May	18:00	UNITED STATES vs CANADA		1-3	24-26	28-26	19-25	29-31		100-108	01:53	P-2	P-3
15	24-May	20:00	MEXICO vs DOMINICAN REPUBLIC		3-0	25-22	25-19	28-26			78-67	01:22	P-2	P-3

FINAL CLASSIFICATION 7/8 & 9/10

No.	Date	Time	Teams	LIVE SCORE	Set	Result per set (points)					POINTS TOTAL	TIME	FORMS	
						1	2	3	4	5			P-2	P-3
17	25-May	14:00	HONDURAS vs COSTA RICA		0-0								P-2	P-3
18	25-May	16:00	COLOMBIA vs CHILE		0-0								P-2	P-3

SEMIFINALS

No.	Date	Time	Teams	LIVE SCORE	Set	Result per set (points)					POINTS TOTAL	TIME	FORMS	
						1	2	3	4	5			P-2	P-3
20	25-May	18:00	ARGENTINA vs CANADA		0-0								P-2	P-3
19	25-May	20:00	CUBA vs MEXICO		0-0								P-2	P-3

FINAL CLASSIFICATION 5/6

No.	Date	Time	Teams	LIVE SCORE	Set	Result per set (points)					POINTS TOTAL	TIME	FORMS	
						1	2	3	4	5			P-2	P-3
21	26-May	16:00	DOMINICAN REPUBLIC vs UNITED STATES		0-0								P-2	P-3

FINALS

No.	Date	Time	Teams	LIVE SCORE	Set	Result per set (points)					POINTS TOTAL	TIME	FORMS	
						1	2	3	4	5			P-2	P-3
22	26-May	18:00	Loser of M19 vs Loser of M20		0-0								P-2	P-3
23	26-May	20:00	Winner of M19 vs Winner of M20		0-0								P-2	P-3

*NOTE1: For the Classification, Quarterfinal and Semifinal Rounds, according to the FIVB General Competition Regulations, it must be avoided that teams from the same group play each other.

*NOTE2: According to the established competition format and the FIVB General Regulations, for the Classification, Quarterfinal and Semifinal Rounds, if three teams from the same group qualify, the match between highest ranked team and lowest ranked team of their Preliminary Round will be repeated.

*NOTE3: Loser of M14 = Loser of Match #14, etc.



**NORCECA Men's
Pan American Cup**
México City, México
May 19-27



Día / Day	Hora / Time	Competition Venue Gimnasio Juan De La Barrera	Training Court 1 Gimnasio Juan De La Barrera	Training Court 2 Gimnasio Juan De La Barrera
25-May-16	07:00	Loser of M13 (14:00) HONDURAS	Loser of M14 (14:00) COSTA RICA	Winner of M13 (16:00) COLOMBIA
	08:30	1st HR2 (18:00) ARGENTINA	Winner of M16* (or M15) (18:00) CANADA	Winner of M14 (16:00) CHILE
	10:00	Winner of M15* (or M16) (20:00) MEXICO	1st HR1 (20:00) CUBA	Loser of M15 DOMINICAN REPUBLIC
	11:30		Loser of M16 UNITED STATES	
	14:00	Loser of M13 HONDURAS vs Loser of M14 COSTA RICA		
	16:00	Winner of M13 COLOMBIA vs Winner of M14 CHILE		
	18:00	1st HR1 ARGENTINA vs Winner of M15* (or M16) CANADA		
	20:00	1st HR2 CUBA vs Winner of M16* (or M15) MEXICO		
26-May-16	08:30		Loser of M15 (16:00) DOMINICAN REPUBLIC	Loser of M16 (16:00) UNITED STATES
	10:00	Winner of M19 (20:00)	Loser of M19 (17:00)	Loser of M20 (17:00)
	11:30	Winner of M20 (20:00)		
	16:00	M15 DOMINICAN REPUBLIC vs Loser of M16 UNITED STATES		
	18:00	Loser of M19 vs Loser of M20		
20:00	Winner of M19 vs Winner of M20			

MATCHES RESULTS

Pool A

No	Date	Teams	Set	Result per set (points)					Total Points	Time	Spectators
				1	2	3	4	5			
1	2016-05-21	USA - CHI	3-1	25-17	17-25	25-15	25-22		92-79	1:47	1400
5	2016-05-22	CHI - DOM	1-3	20-25	25-18	24-26	23-25		92-94	1:46	900
10	2016-05-23	DOM - USA	1-3	20-25	23-25	28-26	17-25		88-101	1:50	1500

Pool B

No	Date	Teams	Set	Result per set (points)					Total Points	Time	Spectators
				1	2	3	4	5			
3	2016-05-21	CRC - CAN	0-3	15-25	13-25	11-25			39-75	1:05	1700
7	2016-05-22	CUB - CRC	3-0	25-11	25-16	25-18			75-45	1:04	1800
11	2016-05-23	CAN - CUB	2-3	25-20	17-25	21-25	25-23	13-15	101-108	2:03	2500

Pool C

No	Date	Teams	Set	Result per set (points)					Total Points	Time	Spectators
				1	2	3	4	5			
2	2016-05-21	ARG - COL	3-0	25-16	25-20	25-22			75-58	1:09	2000
4	2016-05-21	MEX - HON	3-0	25-17	25-15	25-22			75-54	1:16	2100
6	2016-05-22	HON - ARG	0-3	10-25	19-25	16-25			45-75	1:03	1700
8	2016-05-22	MEX - COL	3-2	32-30	25-20	25-27	23-25	15-13	120-115	2:12	3000
9	2016-05-23	COL - HON	3-0	25-22	25-20	25-21			75-63	1:11	150
12	2016-05-23	MEX - ARG	1-3	18-25	21-25	28-26	22-25		89-101	1:41	3000

Classification 7-10

No	Date	Teams	Set	Result per set (points)					Total Points	Time	Spectators
				1	2	3	4	5			
13	2016-05-24	COL - HON	3-0	25-23	25-21	25-21			75-65	1:15	150
14	2016-05-24	CHI - CRC	3-0	25-15	25-18	25-23			75-56	1:12	250

Quarterfinals

No	Date	Teams	Set	Result per set (points)					Total Points	Time	Spectators
				1	2	3	4	5			
15	2016-05-24	MEX - DOM	3-0	25-22	25-19	28-26			78-67	1:22	2000
16	2016-05-24	USA - CAN	1-3	24-26	28-26	19-25	29-31		100-108	1:53	1000

Semifinals

No	Date	Teams	Set	Result per set (points)					Total Points	Time	Spectators
				1	2	3	4	5			
19	2016-05-25	CUB - MEX									
20	2016-05-25	ARG - CAN									

Finals

No	Date	Teams	Set	Result per set (points)					Total Points	Time	Spectators
				1	2	3	4	5			
17	2016-05-25	HON - CRC									
18	2016-05-25	COL - CHI									
21	2016-05-26	DOM - USA									
22	2016-05-26	L19 - L20									
23	2016-05-26	W19 - W20									

TEAM RANKING

Pool A

Rk	Code	Team	Matches			Pts	Results details						Sets			Points		
			W	L	T		3-0	3-1	3-2	2-3	1-3	0-3	W	L	Ratio	W	L	Ratio
1	USA	USA	2	0	2	8	0	2	0	0	0	0	6	2	3.000	193	167	1.155
2	DOM	Dominican Republic	1	1	2	5	0	1	0	0	1	0	4	4	1.000	182	193	0.943
3	CHI	Chile	0	2	2	2	0	0	0	0	2	0	2	6	0.333	171	186	0.919

Pool B

Rk	Code	Team	Matches				Pts	Results details						Sets			Points		
			W	L	T			3-0	3-1	3-2	2-3	1-3	0-3	W	L	Ratio	W	L	Ratio
1	CUB	Cuba	2	0	2	8	1	0	1	0	0	0	6	2	3.000	183	146	1.253	
2	CAN	Canada	1	1	2	7	1	0	0	1	0	0	5	3	1.666	176	147	1.197	
3	CRC	Costa Rica	0	2	2	0	0	0	0	0	0	2	0	6	0.000	84	150	0.560	

Pool C

Rk	Code	Team	Matches				Pts	Results details						Sets			Points		
			W	L	T			3-0	3-1	3-2	2-3	1-3	0-3	W	L	Ratio	W	L	Ratio
1	ARG	Argentina	3	0	3	14	2	1	0	0	0	0	9	1	9.000	251	192	1.307	
2	MEX	Mexico	2	1	3	9	1	0	1	0	1	0	7	5	1.400	284	270	1.051	
3	COL	Colombia	1	2	3	7	1	0	0	1	0	1	5	6	0.833	248	258	0.961	
4	HON	Honduras	0	3	3	0	0	0	0	0	0	3	0	9	0.000	162	225	0.720	



VOLLEYBALL • Match result



Men's Pan American Cup 2016
Classification 7/10

Match: 13 **Date:** 5/24/16 **Spectators:** 150
City: Mexico City
Hall: Gimnasio Olimpico Juan De La Barrera
Match duration: **Start:** 14:00 **End:** 15:21 **Total:** 1:21

Teams	Sets	1	2	3	4	5	Total
COL	3	25	25	25			75
HON	0	23	21	21			65
Set duration		0:24	0:26	0:25			1:15

Referees: Cinthya,HERNANDEZ (CRC) & Saul,SOSA (MEX)

COL • Colombia		1	2	3	4	5	Pts
1	Jimenez Zamora Ronald A. (OP)	1	1	1			21
3	Morelos Jeyson (WS)	1	1	1			6
5	Hurtado Ivan A. (OP)						
6	L Garcia Jose H. (L)	L	L	L			
7	Piza Andres (WS)	1	1				5
9	Moreno Mosquera Juan P. (OP)	2	2				1
10	Polchlopek Jose D. (S)	2	2	1			
11	Mosquera Carlos (MB)	1	1	1			5
12	Palacios Cristian (MB)		2	1			6
13	Ambuila Juan C. (S)	1	1				1
15	Lucumi William (WS)			1			3
16	Mendoza Renzo (MB)	1	1				6
18	Renteria David (WS)		2				
19	L Ruiz Victor (L)	L	L	L			

Coach: ONCKEN PERCY (BRA)
Assistant: LOVERA CESAR (COL)

HON • Honduras		1	2	3	4	5	Pts
1	Maradiaga Avila Cristobal (S)	2	2				
2	Membreño Valladares Luis (S)	1	1	1			3
3	Watler Brown Ornello (MB)	1	1	1			12
5	Alley Flores Frank (WS)	1	1	1			12
6	Matamoros Melara Luis (MB)	1	1	1			6
7	López Zelaya Wilfredo (OP)	1	1	1			5
8	Salgado Luis (WS)	1	1	1			9
9	L Calleja Cálix Julio (L)	L	L	L			
10	Rivera Murillo Jorge (OP)						
13	Moreira Zelaya German (WS)						
15	Cambell Cambell Winston (MB)	2	2				
16	Ulloa Molina Marvin A. (WS)	2	2				

Coach: Marvin Ulloa Baez (NCA)
Assistant: Oscar Bustillo Ramir (MEX)

TEAMS AND PLAYERS PERFORMANCES

Won Pts	Total Atts	No Name	Scoring Skills	Won Pts	Total Atts	No Name
42	100	Total Team		37	100	Total Team
18	28	1 Jimenez Zamora Ronald A.	Spike	11	27	5 Alley Flores Frank (WS)
6	8	16 Mendoza Renzo (MB)		9	18	3 Watler Brown Ornello (MB)
9	54	Total Team	Block	8	56	Total Team
5	12	12 Palacios Cristian (MB)		3	13	3 Watler Brown Ornello (MB)
1	5	3 Morelos Jeyson (WS)		3	11	8 Salgado Luis (WS)
3	73	Total Team	Serve	2	66	Total Team
2	16	1 Jimenez Zamora Ronald A.		1	13	6 Matamoros Melara Luis
1	11	7 Piza Andres (WS)		1	12	5 Alley Flores Frank (WS)
21		Total Team	Opp. error	18		Total Team
75	227	Total Team	Total	65	222	Total Team

21	51	1 Jimenez Zamora Ronald A.	Best Scorer	12	38	3 Watler Brown Ornello (MB)
----	----	----------------------------	--------------------	----	----	-----------------------------

Excellent	Total Atts	No Name	Non scoring Skills	Excellent	Total Atts	No Name
6	74	Total Team		24	83	Total Team
3	8	3 Morelos Jeyson (WS)	Dig	8	12	2 Membreño Valladares Luis
2	11	19 Ruiz Victor (L)		6	22	9 Calleja Cálix Julio (L)
21	92	Total Team	Set	24	86	Total Team
12	50	13 Ambuila Juan C. (S)		24	75	2 Membreño Valladares Luis
17	58	Total Team	Reception	17	64	Total Team
8	16	6 Garcia Jose H. (L)	Success - Faults	5	24	8 Salgado Luis (WS)
7	28	3 Morelos Jeyson (WS)	# Attempts	9	30	5 Alley Flores Frank (WS)

1 Starting line-up Pts = Points scored [nn] = Captain
2 Substitute Atts = Attempts L = Libero
Opp = Opponent





P-2 VOLLEYBALL • Match result



Men's Pan American Cup 2016
Classification 7/10

Match: 14 **Date:** 5/24/16 **Spectators:** 250
City: Mexico City
Hall: Gimnasio Olimpico Juan De La Barrera
Match duration: Start: 16:00 End: 17:18 Total: 1:18

Teams	Sets	1	2	3	4	5	Total
CHI	3	25	25	25			75
CRC	0	15	18	23			56
Set duration		0:23	0:22	0:27			1:12

Referees: Wilfredo,CHAVEZ (HON) & Azad,HOSEIN (CAN)

CHI • Chile		1	2	3	4	5	Pts
1	Guerra Uteau Simon (MB)	■	■	■			3
2	L Reyes Ventura Aaron (L)	L	L	L			
3	Araya Gabriel (MB0)	■	■	■			4
4	Parraguirre Tomas (OP)	■	■	■			17
5	Parraguirre Matias (WS)	□	□				1
6	Grimalt Rafael (S)		□				
7	Baeza Christopher (U)				□		
8	Bader Dusan (MB)				□		
9	Bonacic Dusan (WS)	■	■	■			12
11	Parraguirre Vicente (WS)	■	■	■			12
14	Villarreal Soltau Esteban (S)						
15	L Castillo Sebastian (L)						
16	Diaz Sebastian (OP)						
19	Banda Matias (S)	■	■	■			

Coach: Daniel Nejamkin (ARG)
Assistant: Iván Villarreal (CHI)

CRC • Costa Rica		1	2	3	4	5	Pts
1	Quesada Prieto Carlos (S)	□	□	□			
3	L Acuña Campos Jose P. (L)	L	L	L			
4	Blanco Segnini Alberto (WS)	■	■	■			13
7	Araya Urbina Esteban (OP)	■	■	□			3
9	Gomez Lopez Cesar (OP)	□	□				4
10	Alvarez Lopez Javier (MB)	■	■	■			10
12	Araya Urbina Andres (S)	■	■	■			3
13	Rodriguez Naranjo Hugo (MB)	■	■				4
19	L Flores Garita Andres (L)				L		
22	Álvarez López Julio (WS)	■	■	■			4
23	López Camacho Luis A. (MB)				■		
25	Arias Obregón Christopher (WS)						

Coach: CESAR SALAS SALAZAR (CRC)
Assistant: ALVARO FONSECA PACHE (CRC)

TEAMS AND PLAYERS PERFORMANCES

Won Pts	Total Atts	No Name
36	75	Total Team
15	25	4 Parraguirre Tomas (OP)
11	19	11 Parraguirre Vicente (WS)
10	50	Total Team
3	10	3 Araya Gabriel (MB0)
3	7	9 Bonacic Dusan (WS)
3	73	Total Team
1	7	1 Guerra Uteau Simon (MB)
1	2	5 Parraguirre Matias (WS)
26		Total Team
75	198	Total Team

17	42	4 Parraguirre Tomas (OP)
----	----	--------------------------

Excellent	Total Atts	No Name
13	56	Total Team
7	16	2 Reyes Ventura Aaron (L)
3	7	11 Parraguirre Vicente (WS)
19	68	Total Team
19	60	19 Banda Matias (S)
11	46	Total Team
3	11	11 Parraguirre Vicente (WS)
5	19	9 Bonacic Dusan (WS)

■ Starting line-up Pts = Points scored [nn] = Captain
□ Substitute Atts = Attempts L = Libero
Opp = Opponent

Scoring Skills
Spike
Block
Serve
Opp. error
Total

Best Scorer

Non scoring Skills
Dig
Set
Reception
Success - Faults
Attempts

Won Pts	Total Atts	No Name
34	84	Total Team
10	27	4 Blanco Segnini Alberto
8	17	10 Alvarez Lopez Javier (MB)
5	44	Total Team
2	9	10 Alvarez Lopez Javier (MB)
1	6	4 Blanco Segnini Alberto
2	58	Total Team
2	12	4 Blanco Segnini Alberto
15		Total Team
56	186	Total Team

13	45	4 Blanco Segnini Alberto
----	----	--------------------------

Excellent	Total Atts	No Name
9	60	Total Team
3	19	3 Acuña Campos Jose P. (L)
1	3	10 Alvarez Lopez Javier (MB)
14	75	Total Team
10	60	12 Araya Urbina Andres (S)
14	64	Total Team
6	13	3 Acuña Campos Jose P. (L)
5	20	22 Álvarez López Julio (WS)





P-2 VOLLEYBALL • Match result



Men's Pan American Cup 2016 Quarterfinals

Match: 15 **Date:** 5/24/16 **Spectators:** 2,000
City: Mexico City
Hall: Gimnasio Olimpico Juan De La Barrera
Match duration: Start: 20:44 End: 22:12 Total: 1:28

Teams	Sets	1	2	3	4	5	Total
MEX	3	25	25	28			78
DOM	0	22	19	26			67
Set duration		0:26	0:25	0:31			1:22

Referees: Fernando, PRIETO (COL) & Jose Luis, BARRIOS (ARG)

MEX • Mexico		1	2	3	4	5	Pts
1	Vargas Daniel (OP)						
2	Márquez Ramírez Iván A. (MB)	■	■	■			6
4	Ruiz De La Cruz Gonzalo (WS)						
5	L Rangel Jesus (L)	L	L	L			
6	Perales Jesus A. (S)						
7	Quiñones Jorge (WS)	□		□			
10	Rangel Pedro (S)	■	■	■			2
11	Barajas Jorge (WS)	■	■	■			20
13	Cordova Samuel (MB)	■	■	■			6
14	Aguilera Tomas (MB)	■	■	■			6
17	Orellana Nestor (OP)			□	□		5
19	L Mendoza Perdomo José R. (L)						
20	Duarte Julian (WS)	■	■	■			4
21	Martinez Jose (MB)						

Coach: AZAIR LOPEZ Jorge Mi (MEX)
Assistant: CONTRERAS GAMEZ Gera (MEX)

DOM • Dominican Republic		1	2	3	4	5	Pts
1	Tapia Santana Henry O. (OP)	■	■	■			19
2	Alcantara Cabulla Cesar J. (SO)	□	□	□			
4	Hernandez Wilfrido (MB)	■	■	■			5
5	L Mieses Feliz Enger M. (L)	L	L	L			
7	Frias Tavares Mario E. (MB)	■	■				
8	Lopez Capellan Henry A. (WS)	■	■	■			11
9	Garcia Pedro L. (OP)	■	■	■			12
12	Arredondo Severino Francisco A. (S)	■	■	■			2
13	Mercedes Cruz Jonathan (WS)	□	□	■			3
14	Romero Perez Felix M. (MB)						
16	Diaz Cruz Cesar A. (MB)						
18	Rodriguez Gomez Luis R. (OP)						

Coach: Loren Rodríguez (DOM)
Assistant: Jose Mañon (DOM)

TEAMS AND PLAYERS PERFORMANCES

Won Pts	Total Atts	No Name	Scoring Skills	Won Pts	Total Atts	No Name
37	66	Total Team		44	84	Total Team
20	29	11 Barajas Jorge (WS)	Spike	18	31	1 Tapia Santana Henry O.
4	6	14 Aguilera Tomas (MB)		10	18	8 Lopez Capellan Henry A.
9	50	Total Team	Block	5	31	Total Team
3	17	13 Cordova Samuel (MB)		3	8	4 Hernandez Wilfrido (MB)
2	6	20 Duarte Julian (WS)		1	2	8 Lopez Capellan Henry A.
3	77	Total Team	Serve	3	68	Total Team
2	16	10 Rangel Pedro (S)		1	9	12 Arredondo Severino
1	5	17 Orellana Nestor (OP)		1	10	9 Garcia Pedro L. (OP)
29		Total Team	Opp. error	15		Total Team
78	193	Total Team	Total	67	183	Total Team
			Best Scorer			
20	50	11 Barajas Jorge (WS)		19	46	1 Tapia Santana Henry O.
Excellent	Total Atts	No Name	Non scoring Skills	Excellent	Total Atts	No Name
6	50	Total Team		7	48	Total Team
2	15	5 Rangel Jesus (L)	Dig	3	7	12 Arredondo Severino
2	10	10 Rangel Pedro (S)		2	8	1 Tapia Santana Henry O.
31	60	Total Team	Set	15	80	Total Team
31	56	10 Rangel Pedro (S)		12	66	12 Arredondo Severino
25	50	Total Team	Reception	13	69	Total Team
11	20	11 Barajas Jorge (WS)	<u>Success - Faults</u>	4	22	5 Mieses Feliz Enger M. (L)
5	11	20 Duarte Julian (WS)	<u># Attempts</u>	4	26	9 Garcia Pedro L. (OP)

■ Starting line-up Pts = Points scored [nn] = Captain
□ Substitute Atts = Attempts L = Libero
Opp = Opponent





P-2 VOLLEYBALL • Match result



Men's Pan American Cup 2016 Quarterfinals

Match: 16 **Date:** 5/24/16 **Spectators:** 1,000
City: Mexico City
Hall: Gimnasio Olimpico Juan De La Barrera
Match duration: Start: 18:00 End: 20:02 Total: 2:02

Teams	Sets	1	2	3	4	5	Total
USA	1	24	28	19	29		100
CAN	3	26	26	25	31		108
Set duration		0:26	0:30	0:25	0:32		1:53

Referees: Ricardo, BORROTO (CUB) & Reinaldo, CAREAGA (CHI)

USA • USA		1	2	3	4	5	Pts
1	Langlois Jake (WS)		■	■	■		4
2	Petty Gregory (WS)	■	■		□		3
3	Sander Brenden (WS)						
4	Taylor Joshua (WS)	■	■	■			11
9	Tuaniga Joshua (S)	■	■	■	■		1
10	Hutz Peter (S)						
12	Johnson Kristopher (MB)	■	□		□		2
15	Clark Carson (OP)					■	3
17	Jendryk li Jeffrey (MB)	■	■	■	■		9
19	Averill Taylor (MB)	□	■	■	■		8
23	Defalco Torey (WS)	■	■	■	■		23
24	L Brinkley Michael (L)	L	L	L	L		

Coach: Larsen, Ronald (USA)
Assistant: Zakarian, Armen (USA)

CAN • Canada		1	2	3	4	5	Pts
3	Mckay Joshua M. (S)						
4	L Or Jordan (L)			L	L	L	L
5	Gunter Bradley R. (OP)	■	■	■	□		6
6	Knight Casey (OP)				□	■	2
7	Mclean Braden (MB)					□	2
11	Scheerhoorn Blake (WS)						
13	Barnes Ryley B. (WS)						
14	Burt Max (MB)	■	■	■	■		6
16	Derocco Jason (WS)	■	■	■	■		14
17	Wilson Marc (MB)						
20	Maar Stephen T. (WS)	■	■	■	■		29
23	L Duquette Bryan (L)						
24	Van Berkel Lucas (MB)	■	■	■	■		11
25	Walsh Brett J. (S)	■	■	■	■		3

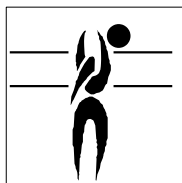
Coach: Georges Laplante (CAN)
Assistant: James Gravelle (CAN)

TEAMS AND PLAYERS PERFORMANCES

Won Pts	Total Atts	No Name	Scoring Skills	Won Pts	Total Atts	No Name
50	112	Total Team		53	108	Total Team
20	40	23 Defalco Torey (WS)	Spike	25	47	20 Maar Stephen T. (WS)
8	21	4 Taylor Joshua (WS)		10	25	16 Derocco Jason (WS)
9	61	Total Team	Block	12	67	Total Team
3	8	23 Defalco Torey (WS)		3	10	20 Maar Stephen T. (WS)
2	13	17 Jendryk li Jeffrey (MB)	Serve	3	16	24 Van Berkel Lucas (MB)
5	101	Total Team		8	107	Total Team
2	15	4 Taylor Joshua (WS)	Opp. error	3	16	14 Burt Max (MB)
1	10	2 Petty Gregory (WS)	Total	2	21	16 Derocco Jason (WS)
36		Total Team		35		Total Team
100	274	Total Team	Best Scorer	108	282	Total Team
23	63	23 Defalco Torey (WS)		29	72	20 Maar Stephen T. (WS)
Excellent	Total Atts	No Name	Non scoring Skills	Excellent	Total Atts	No Name
22	82	Total Team		25	81	Total Team
11	17	23 Defalco Torey (WS)	Dig	6	18	5 Gunter Bradley R. (OP)
5	25	24 Brinkley Michael (L)		6	15	16 Derocco Jason (WS)
23	97	Total Team	Set	23	99	Total Team
22	89	9 Tuaniga Joshua (S)		23	87	25 Walsh Brett J. (S)
22	85	Total Team	Reception	20	75	Total Team
9	35	24 Brinkley Michael (L)	Success - Faults	9	19	20 Maar Stephen T. (WS)
5	18	1 Langlois Jake (WS)	# Attempts	5	19	4 Or Jordan (L)

■ Starting line-up Pts = Points scored [nn] = Captain
□ Substitute Atts = Attempts L = Libero
Opp = Opponent





Best Scorers

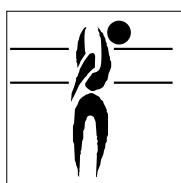
Rk	No	Name	Team	Spike	Block	Serve	Total
1	11	Barajas Jorge (WS)	MEX	64	4	4	72
2	1	Jimenez Zamora Ronald A. (OP)	COL	55	3	2	60
3	9	Garcia Pedro L. (OP)	DOM	47	2	8	57
4	20	Maar Stephen T. (WS)	CAN	49	5	1	55
5	23	Defalco Torey (WS)	USA	39	6	3	48
6	12	Lima Bruno (OP)	ARG	38	4	3	45
6	11	Parraguirre Vicente (WS)	CHI	42	2	1	45
8	1	Tapia Santana Henry O. (OP)	DOM	34	1	3	38
9	8	Salgado Luis (WS)	HON	28	5	3	36
10	4	Parraguirre Tomas (OP)	CHI	31	3	1	35
10	16	Derocco Jason (WS)	CAN	22	3	10	35
12	14	Aguilera Tomas (MB)	MEX	26	7	1	34
13	15	Albo Miranda Dariel (OP)	CUB	26	5	1	32
13	8	Lopez Capellan Henry A. (WS)	DOM	30	1	1	32
13	9	Bonacic Dusan (WS)	CHI	27	3	2	32
13	5	Alley Flores Frank (WS)	HON	28	3	1	32
17	10	Lazo Nicolás (WS)	ARG	26	2	3	31
17	5	Gunter Bradley R. (OP)	CAN	23	2	6	31
17	2	Petty Gregory (WS)	USA	23	0	8	31
20	2	Márquez Ramírez Iván A. (MB)	MEX	27	3	0	30
21	4	Flores Fabian (MB)	ARG	22	6	1	29
21	17	Jendryk li Jeffrey (MB)	USA	20	9	0	29
21	13	Cordova Samuel (MB)	MEX	19	8	2	29
24	4	Blanco Segnini Alberto (WS)	CRC	25	1	2	28
25	3	Watler Brown Ornello (MB)	HON	22	5	0	27
26	6	Matamoros Melara Luis (MB)	HON	22	2	2	26
26	16	Mendoza Renzo (MB)	COL	19	7	0	26
28	12	Palacios Cristian (MB)	COL	16	8	1	25
29	3	Martinez Franchi Jan (WS)	ARG	20	2	2	24
30	4	Taylor Joshua (WS)	USA	19	2	2	23
31	19	Gallego Joaquin (MB)	ARG	19	3	0	22
31	4	Hernandez Wilfrido (MB)	DOM	17	5	0	22
31	15	Clark Carson (OP)	USA	16	4	2	22
34	22	Melgarejo Hernandez Osniel L. (WS)	CUB	16	3	2	21
34	16	Sosa Sierra Luis T. (MB)	CUB	14	7	0	21
34	9	Moreno Mosquera Juan P. (OP)	COL	16	2	3	21
34	17	Orellana Nestor (OP)	MEX	18	2	1	21
34	10	Rangel Pedro (S)	MEX	8	5	8	21
39	12	Alfonso Gavilan Abrahan (WS)	CUB	16	2	2	20
39	24	Van Berkel Lucas (MB)	CAN	17	3	0	20
39	12	Johnson Kristopher (MB)	USA	13	6	1	20
42	1	Guerra Uteau Simon (MB)	CHI	9	7	3	19
42	3	Morelos Jeyson (WS)	COL	15	3	1	19
44	10	Alvarez Lopez Javier (MB)	CRC	15	2	1	18
44	7	López Zelaya Wilfredo (OP)	HON	16	2	0	18
46	20	Duarte Julian (WS)	MEX	14	3	0	17
47	3	Araya Gabriel (MB)	CHI	6	7	3	16
48	15	Lucumi William (WS)	COL	13	2	0	15
48	4	Ruiz De La Cruz Gonzalo (WS)	MEX	14	1	0	15
50	22	Álvarez López Julio (WS)	CRC	14	0	0	14
Total tournament				1,338	242	128	1,708



Best Spikers

Limit: 15.00%

Rk	No	Name	Team	Spikes	Faults	Shots	Total Attempts	Succ. %
1	15	Albo Miranda Dariel (OP)	CUB	26	4	13	43	60.47
2	9	Garcia Pedro L. (OP)	DOM	47	14	17	78	60.26
3	22	Melgarejo Hernandez Osniel L. (WS)	CUB	16	3	8	27	59.26
4	11	Barajas Jorge (WS)	MEX	64	11	36	111	57.66
5	12	Alfonso Gavilan Abraham (WS)	CUB	16	2	10	28	57.14
6	1	Tapia Santana Henry O. (OP)	DOM	34	12	14	60	56.67
7	10	Lazo Nicolás (WS)	ARG	26	7	15	48	54.17
8	1	Jimenez Zamora Ronald A. (OP)	COL	55	18	30	103	53.40
9	20	Maar Stephen T. (WS)	CAN	49	10	34	93	52.69
10	8	Lopez Capellan Henry A. (WS)	DOM	30	11	16	57	52.63
Total Tournament				1,338	445	1,007	2,790	47.96




Best Blockers

Rk	No	Name	Team	Kill Blocks	Faults	Rebounds	Total Attempts	Avg. by set
1	16	Sosa Sierra Luis T. (MB)	CUB	7	11	8	26	0.88
2	17	Jendryk li Jeffrey (MB)	USA	9	17	18	44	0.75
3	3	Araya Gabriel (MB0)	CHI	7	7	13	27	0.64
4	1	Guerra Uteau Simon (MB)	CHI	7	11	17	35	0.64
5	3	Calvo Manzano Ricardo N. (S)	CUB	5	5	3	13	0.63
6	15	Albo Miranda Dariel (OP)	CUB	5	10	5	20	0.63
7	4	Flores Fabian (MB)	ARG	6	16	24	46	0.60
8	12	Palacios Cristian (MB)	COL	8	12	12	32	0.57
9	13	Cordova Samuel (MB)	MEX	8	26	18	52	0.53
10	12	Johnson Kristopher (MB)	USA	6	10	16	32	0.50
Total Tournament				242	673	646	1,561	4.25



Best Servers

Rk	No	Name	Team	Aces	Faults	Serve Hits	Total Attempts	Avg. by set
1	16	Derocco Jason (WS)	CAN	10	15	32	57	0.83
2	9	Garcia Pedro L. (OP)	DOM	8	13	20	41	0.73
3	2	Petty Gregory (WS)	USA	8	11	29	48	0.67
4	10	Rangel Pedro (S)	MEX	8	16	51	75	0.53
5	5	Gunter Bradley R. (OP)	CAN	6	12	20	38	0.50
6	1	Sanchez Matias (S)	ARG	4	11	34	49	0.40
7	12	Lima Bruno (OP)	ARG	3	7	26	36	0.30
8	10	Lazo Nicolás (WS)	ARG	3	7	13	23	0.30
9	1	Guerra Uteau Simon (MB)	CHI	3	3	26	32	0.27
10	11	Barajas Jorge (WS)	MEX	4	6	53	63	0.27
Total Tournament				128	465	1,966	2,559	2.25



Best Diggers

Rk	No	Name	Team	Digs	Faults	Receptions	Total Attempts	Avg. by set
1	9	Danani Santiago (L)	ARG	18	13	26	57	1.80
2	9	Calleja Cáliz Julio (L)	HON	20	17	32	69	1.67
3	5	Rangel Jesus (L)	MEX	23	24	58	105	1.53
4	23	Defalco Torey (WS)	USA	13	5	12	30	1.08
5	2	Membreño Valladares Luis (S)	HON	13	14	13	40	1.08
6	7	Garcia Alvarez Yonder R. (L)	CUB	8	10	20	38	1.00
7	24	Brinkley Michael (L)	USA	11	21	35	67	0.92
8	2	Reyes Ventura Aaron (L)	CHI	9	3	8	20	0.82
9	3	Acuña Campos Jose P. (L)	CRC	7	28	19	54	0.78
10	3	Calvo Manzano Ricardo N. (S)	CUB	6	6	12	24	0.75
Total Tournament				350	727	941	2,018	6.14



Best Setters

Rk	No	Name	Team	Running Sets	Faults	Still Sets	Total Attempts	Avg. by set
1	1	Sanchez Matias (S)	ARG	84	6	117	207	8.40
2	10	Rangel Pedro (S)	MEX	120	2	183	305	8.00
3	9	Tuaniga Joshua (S)	USA	65	4	166	235	5.42
4	25	Walsh Brett J. (S)	CAN	64	4	163	231	5.33
5	3	Calvo Manzano Ricardo N. (S)	CUB	32	2	78	112	4.00
6	2	Membreño Valladares Luis (S)	HON	46	1	183	230	3.83
7	19	Banda Matias (S)	CHI	41	3	119	163	3.73
8	10	Polchlopek Jose D. (S)	COL	44	4	121	169	3.14
9	12	Arredondo Severino Francisco A. (S)	DOM	28	4	181	213	2.55
10	12	Araya Urbina Andres (S)	CRC	22	4	113	139	2.44
Total Tournament				621	56	1,859	2,536	10.89



Best Receivers


Limit: 20.00%

Rk	No	Name	Team	Excellents	Faults	Serve Receptions	Total Attempts	Eff. %
1	9	Danani Santiago (L)	ARG	26	2	37	65	36.92
2	3	Martinez Franchi Jan (WS)	ARG	23	-	40	63	36.51
3	11	Barajas Jorge (WS)	MEX	25	2	45	72	31.94
4	6	Garcia Jose H. (L)	COL	32	6	49	87	29.89
5	5	Rangel Jesus (L)	MEX	30	6	59	95	25.26
6	20	Maar Stephen T. (WS)	CAN	16	2	43	61	22.95
7	9	Calleja Cáliz Julio (L)	HON	21	6	42	69	21.74
8	8	Lopez Capellan Henry A. (WS)	DOM	15	2	44	61	21.31
9	15	Castillo Sebastian (L)	CHI	15	6	23	44	20.45
10	20	Duarte Julian (WS)	MEX	17	3	50	70	20.00
Total Tournament				506	157	1,432	2,095	16.66



P-5 VOLLEYBALL • Players ranking by skills

Men's Pan American Cup 2016



Best Liberos

Rk	No	Name	Team	Excellents	Faults	In play	Total attempts	Avg. by set
1	9	Danani Santiago (L)	ARG	44	15	63	122	4.40
2	5	Rangel Jesus (L)	MEX	53	30	117	200	3.53
3	9	Calleja Cáliz Julio (L)	HON	41	23	74	138	3.42
4	24	Brinkley Michael (L)	USA	31	28	94	153	2.58
5	6	Garcia Jose H. (L)	COL	36	22	68	126	2.57
6	3	Acuña Campos Jose P. (L)	CRC	23	36	49	108	2.56
7	15	Castillo Sebastian (L)	CHI	20	19	36	75	1.82
8	4	Or Jordan (L)	CAN	20	17	51	88	1.67
9	7	Garcia Alvarez Yonder R. (L)	CUB	13	12	45	70	1.63
10	5	Mieses Feliz Enger M. (L)	DOM	16	18	73	107	1.45

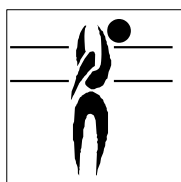




Best Spikers

Limit: 15.00%

Rk	Team	Spikes	Faults	Shots	Total Attempts	Succ. %
1	CUB Cuba	84	15	41	140	60.00
2	ARG Argentina	143	40	78	261	54.79
3	DOM Dominican Republic	144	47	79	270	53.33
4	CAN Canada	142	38	98	278	51.08
5	MEX Mexico	199	60	137	396	50.25
6	USA USA	142	41	112	295	48.14
7	COL Colombia	168	50	146	364	46.15
8	CHI Chile	116	46	103	265	43.77
9	HON Honduras	125	65	131	321	38.94
10	CRC Costa Rica	75	43	82	200	37.50
Total Tournament		1,338	445	1,007	2,790	47.96



Best Blockers


Rk	Team	Kill Blocks	Faults	Rebounds	Total Attempts	Avg. by set
1	CUB Cuba	26	49	41	116	3.25
2	COL Colombia	39	89	81	209	2.79
3	USA USA	30	71	74	175	2.50
4	CAN Canada	28	66	64	158	2.33
5	MEX Mexico	34	107	86	227	2.27
6	ARG Argentina	22	51	74	147	2.20
7	CHI Chile	23	51	71	145	2.09
8	DOM Dominican Republic	16	63	46	125	1.45
9	HON Honduras	17	82	65	164	1.42
10	CRC Costa Rica	7	44	44	95	0.78
Total Tournament		242	673	646	1,561	4.25



Best Servers

Rk	Team	Aces	Faults	Serve Hits	Total Attempts	Avg. by set
1	CAN Canada	24	70	188	282	2.00
2	USA USA	19	60	214	293	1.58
3	DOM Dominican Republic	16	61	173	250	1.45
4	ARG Argentina	14	40	193	247	1.40
5	CUB Cuba	9	31	141	181	1.13
6	CHI Chile	12	38	197	247	1.09
7	MEX Mexico	16	58	284	358	1.07
8	COL Colombia	8	39	275	322	0.57
9	HON Honduras	6	37	190	233	0.50
10	CRC Costa Rica	4	31	111	146	0.44
Total Tournament		128	465	1,966	2,559	2.25





Best Diggers

Rk	Team	Digs	Faults	Receptions	Total Attempts	Avg. by set
1	ARG Argentina	43	43	88	174	4.30
2	HON Honduras	50	85	106	241	4.17
3	USA USA	43	75	94	212	3.58
4	MEX Mexico	51	89	147	287	3.40
5	CHI Chile	35	76	94	205	3.18
6	CAN Canada	36	55	96	187	3.00
7	CUB Cuba	20	36	55	111	2.50
8	COL Colombia	34	120	120	274	2.43
9	DOM Dominican Republic	21	73	76	170	1.91
10	CRC Costa Rica	17	75	65	157	1.89
Total Tournament		350	727	941	2,018	6.14



Best Setters

Rk	Team	Running Sets	Faults	Still Sets	Total Attempts	Avg. by set
1	ARG Argentina	87	6	143	236	8.70
2	MEX Mexico	129	5	214	348	8.60
3	USA USA	67	5	186	258	5.58
4	COL Colombia	78	5	256	339	5.57
5	CAN Canada	64	5	183	252	5.33
6	CHI Chile	52	7	189	248	4.73
7	CUB Cuba	33	4	96	133	4.13
8	HON Honduras	48	3	235	286	4.00
9	CRC Costa Rica	30	9	149	188	3.33
10	DOM Dominican Republic	33	7	208	248	3.00
Total Tournament		621	56	1,859	2,536	10.89



Best Receivers

Limit: 20.00%

Rk	Team	Excellents	Faults	Serve Receptions	Total Attempts	Eff. %
1	ARG Argentina	60	7	94	161	32.92
2	MEX Mexico	89	14	180	283	26.50
3	COL Colombia	67	16	192	275	18.55
4	CAN Canada	45	10	140	195	17.95
5	HON Honduras	60	23	165	248	14.92
6	CHI Chile	47	19	128	194	14.43
7	USA USA	50	19	152	221	14.03
8	DOM Dominican Republic	39	19	169	227	8.81
9	CUB Cuba	18	9	78	105	8.57
10	CRC Costa Rica	31	21	134	186	5.38
Total Tournament		506	157	1,432	2,095	16.66

