



# XICOPA 2016

## PANAMERICANA

Masculina • Ciudad de México • Del 21 al 26 de Mayo

### DAILY BULLETIN BOLETÍN DIARIO

Jueves, 26 de mayo 2016 | Thursday, May 26 2016

#7



# Individual Awards

NORCECA will present individual awards to the following players based solely on the final results of the Volleyball Information System (VIS). The awards to be presented are:

## Best Spiker

BARAJAS  
ALEJANDRO (MEX)



## Best Spiker

VICENTE PARAGUIRRE (CHI)




## Best Blocker

FLORES FABIAN (ARG)




## Best Blocker

SOSA SIERRA LUIS T.  
(CUB)



## Best Receiver

DANANI SANTIAGO (ARG)



## Best Server

PETTY GREGORY  
(USA)




## Most Valuable Player

ALFONSO GAVILAN ABRAHAN (CUB)



## Best Digger

DANANI SANTIAGO  
(ARG)



## Best Setter

SANCHEZ MATIAS  
(ARG)



## Best Libero

DANANI SANTIAGO  
(ARG)



## Best Scorer

BARAJAS JORGE  
(MEX)



## Best Opposite

HENRY TAPIA (DOM)





Calendario y Formato de Competencia / Competition Format and Match Schedule

GROUP-A

No.	Date	Time	Teams	LIVE SCORE	Set	Result per set (points)									
						1	2	3	4	5	POINTS	TOTAL	TIME	FORMS	
1	21-May	14:00	UNITED STATES vs CHILE		3-1	25-17	17-25	25-15	25-22		92-79		1:47	P-2	P-3
5	22-May	14:00	CHILE vs DOMINICAN REPUBLIC		1-3	20-25	25-18	24-26	25-23		92-94		1:46	P-2	P-3
10	23-May	16:00	DOMINICAN REPUBLIC vs UNITED STATES		1-3	20-25	23-25	28-26	17-25		88-101		1:50	P-2	P-3

GROUP-B

No.	Date	Time	Teams	LIVE SCORE	Set	Result per set (points)									
						1	2	3	4	5	POINTS	TOTAL	TIME	FORMS	
3	21-May	18:00	COSTA RICA vs CANADA		0-3	15-25	13-25	11-25			39-75		1:05	P-2	P-3
7	22-May	18:00	CUBA vs COSTA RICA		3-0	25-11	25-16	25-18			75-45		1:04	P-2	P-3
11	23-May	18:00	CANADA vs CUBA		2-3	25-20	17-25	21-25	25-23	13-15	101-108		2:03	P-2	P-3

GROUP-C

No.	Date	Time	Teams	LIVE SCORE	Set	Result per set (points)									
						1	2	3	4	5	POINTS	TOTAL	TIME	FORMS	
2	21-May	16:00	ARGENTINA vs COLOMBIA		3-0	25-16	25-20	25-22			75-58		1:09	P-2	P-3
4	21-May	20:00	MEXICO vs HONDURAS		3-0	25-17	25-15	25-22			75-54		1:16	P-2	P-3
6	22-May	16:00	HONDURAS vs ARGENTINA		0-3	10-25	19-25	16-25			45-75		1:03	P-2	P-3
8	22-May	20:00	MEXICO vs COLOMBIA		3-2	32-30	25-20	25-27	23-25	15-13	120-115		2:12	P-2	P-3
9	23-May	14:00	COLOMBIA vs HONDURAS		3-0	25-22	25-20	25-21			75-63		1:11	P-2	P-3
12	23-May	20:00	MEXICO vs ARGENTINA		1-3	18-25	21-25	28-26	22-25		89-101		1:41	P-2	P-3

CLASSIFICATION 7/10

No.	Date	Time	Teams	LIVE SCORE	Set	Result per set (points)									
						1	2	3	4	5	POINTS	TOTAL	TIME	FORMS	
13	24-May	14:00	COLOMBIA vs HONDURAS		3-0	25-23	25-21	25-21			75-65		1:15	P-2	P-3
14	24-May	16:00	CHILE vs COSTA RICA		3-0	25-15	25-18	25-23			75-56		1:12	P-2	P-3

QUATERFINALS

No.	Date	Time	Teams	LIVE SCORE	Set	Result per set (points)									
						1	2	3	4	5	POINTS	TOTAL	TIME	FORMS	
16	24-May	18:00	UNITED STATES vs CANADA		1-3	24-26	28-26	19-25	29-31		100-108		01:53	P-2	P-3
15	24-May	20:00	MEXICO vs DOMINICAN REPUBLIC		3-0	25-22	25-19	28-26			78-67		1:02	P-2	P-3

FINAL CLASSIFICATION 7/8 & 9/10

No.	Date	Time	Teams	LIVE SCORE	Set	Result per set (points)									
						1	2	3	4	5	POINTS	TOTAL	TIME	FORMS	
17	25-May	14:00	HONDURAS vs COSTA RICA		2-3	21-25	27-25	25-20	26-28	11-15	110-113		1:53	P-2	P-3
18	25-May	16:00	COLOMBIA vs CHILE		0-3	19-25	19-25	22-25			60-75		1:16	P-2	P-3

SEMIFINALS

No.	Date	Time	Teams	LIVE SCORE	Set	Result per set (points)									
						1	2	3	4	5	POINTS	TOTAL	TIME	FORMS	
20	25-May	18:00	ARGENTINA vs CANADA		3-1	34-32	24-26	25-22	25-22		108-102		2:03	P-2	P-3
19	25-May	20:00	CUBA vs MEXICO		1-3	25-21	26-28	25-14	25-18		101-81		1:37	P-2	P-3

FINAL CLASSIFICATION 5/6

No.	Date	Time	Teams	LIVE SCORE	Set	Result per set (points)									
						1	2	3	4	5	POINTS	TOTAL	TIME	FORMS	
21	26-May	16:00	DOMINICAN REPUBLIC vs UNITED STATES		0-3	22-25	15-25	14-25			51-75		01:11	P-2	P-3

FINALS

No.	Date	Time	Teams	LIVE SCORE	Set	Result per set (points)									
						1	2	3	4	5	POINTS	TOTAL	TIME	FORMS	
22	26-May	18:00	MEXICO vs CANADA		0-3	20-25	20-25	27-29			67-79		01:17	P-2	P-3
23	26-May	20:00	CUBA vs ARGENTINA		3-2	30-32	20-25	25-23	25-18	19-17	119-115		02:11	P-2	P-3

\*NOTE1: For the Classification, Quarterfinal and Semifinal Rounds, according to the FIVB General Competition Regulations, it must be avoided that teams from the same group play each other.

\*NOTE2: According to the established competition format and the FIVB General Regulations, for the Classification, Quarterfinal and Semifinal Rounds, if three teams from the same group qualify, the match between highest ranked team and lowest ranked team of their Preliminary Round will be repeated.

\*NOTE3: Loser of M14 = Loser of Match #14, etc.



## MATCHES RESULTS

### Pool A

No	Date	Teams	Set	Result per set (points)					Total Points	Time	Spectators
				1	2	3	4	5			
1	2016-05-21	USA - CHI	3-1	25-17	17-25	25-15	25-22		92-79	1:47	1400
5	2016-05-22	CHI - DOM	1-3	20-25	25-18	24-26	23-25		92-94	1:46	900
10	2016-05-23	DOM - USA	1-3	20-25	23-25	28-26	17-25		88-101	1:50	1500

### Pool B

No	Date	Teams	Set	Result per set (points)					Total Points	Time	Spectators
				1	2	3	4	5			
3	2016-05-21	CRC - CAN	0-3	15-25	13-25	11-25			39-75	1:05	1700
7	2016-05-22	CUB - CRC	3-0	25-11	25-16	25-18			75-45	1:04	1800
11	2016-05-23	CAN - CUB	2-3	25-20	17-25	21-25	25-23	13-15	101-108	2:03	2500

### Pool C

No	Date	Teams	Set	Result per set (points)					Total Points	Time	Spectators
				1	2	3	4	5			
2	2016-05-21	ARG - COL	3-0	25-16	25-20	25-22			75-58	1:09	2000
4	2016-05-21	MEX - HON	3-0	25-17	25-15	25-22			75-54	1:16	2100
6	2016-05-22	HON - ARG	0-3	10-25	19-25	16-25			45-75	1:03	1700
8	2016-05-22	MEX - COL	3-2	32-30	25-20	25-27	23-25	15-13	120-115	2:12	3000
9	2016-05-23	COL - HON	3-0	25-22	25-20	25-21			75-63	1:11	150
12	2016-05-23	MEX - ARG	1-3	18-25	21-25	28-26	22-25		89-101	1:41	3000

### Classification 7-10

No	Date	Teams	Set	Result per set (points)					Total Points	Time	Spectators
				1	2	3	4	5			
13	2016-05-24	COL - HON	3-0	25-23	25-21	25-21			75-65	1:15	150
14	2016-05-24	CHI - CRC	3-0	25-15	25-18	25-23			75-56	1:12	250

### Quarterfinals

No	Date	Teams	Set	Result per set (points)					Total Points	Time	Spectators
				1	2	3	4	5			
15	2016-05-24	MEX - DOM	3-0	25-22	25-19	28-26			78-67	1:22	2000
16	2016-05-24	USA - CAN	1-3	24-26	28-26	19-25	29-31		100-108	1:53	1000

### Semifinals

No	Date	Teams	Set	Result per set (points)					Total Points	Time	Spectators
				1	2	3	4	5			
19	2016-05-25	CUB - MEX	3-1	25-21	26-28	25-14	25-18		101-81	1:37	3500
20	2016-05-25	ARG - CAN	3-1	34-32	24-26	25-22	25-22		108-102	2:03	2800

### Finals

No	Date	Teams	Set	Result per set (points)					Total Points	Time	Spectators
				1	2	3	4	5			
17	2016-05-25	HON - CRC	2-3	21-25	27-25	25-20	26-28	11-15	110-113	1:53	120
18	2016-05-25	COL - CHI	0-3	19-25	19-25	22-25			60-75	1:16	800
21	2016-05-26	DOM - USA	0-3	22-25	15-25	14-25			51-75	1:11	1200
22	2016-05-26	MEX - CAN	0-3	20-25	20-25	27-29			67-79	1:17	3500
23	2016-05-26	CUB - ARG	3-2	30-32	20-25	25-23	25-18	19-17	119-115	2:11	4000

## TEAM RANKING

### Pool A







Rk	Code	Team	Matches			Pts	Results details							Sets			Points		
			W	L	T		3-0	3-1	3-2	2-3	1-3	0-3	W	L	Ratio	W	L	Ratio	
1	USA	USA	2	0	2	8	0	2	0	0	0	0	6	2	3.000	193	167	1.155	
2	DOM	Dominican Republic	1	1	2	5	0	1	0	0	1	0	4	4	1.000	182	193	0.943	
3	CHI	Chile	0	2	2	2	0	0	0	0	2	0	2	6	0.333	171	186	0.919	

### Pool B

Rk	Code	Team	Matches			Pts	Results details						Sets			Points		
			W	L	T		3-0	3-1	3-2	2-3	1-3	0-3	W	L	Ratio	W	L	Ratio
1	CUB	Cuba	2	0	2	8	1	0	1	0	0	0	6	2	3.000	183	146	1.253
2	CAN	Canada	1	1	2	7	1	0	0	1	0	0	5	3	1.666	176	147	1.197
3	CRC	Costa Rica	0	2	2	0	0	0	0	0	2	0	6	0.000	84	150	0.560	

### Pool C

Rk	Code	Team	Matches			Pts	Results details						Sets			Points		
			W	L	T		3-0	3-1	3-2	2-3	1-3	0-3	W	L	Ratio	W	L	Ratio
1	ARG	Argentina	3	0	3	14	2	1	0	0	0	0	9	1	9.000	251	192	1.307
2	MEX	Mexico	2	1	3	9	1	0	1	0	1	0	7	5	1.400	284	270	1.051
3	COL	Colombia	1	2	3	7	1	0	0	1	0	1	5	6	0.833	248	258	0.961
4	HON	Honduras	0	3	3	0	0	0	0	0	3	0	9	0.000	162	225	0.720	

1.  Cuba
2.  Argentina
3.  Canada
4.  Mexico
5.  USA
6.  Dominican Republic
7.  Chile
8.  Colombia
9.  Costa Rica
10.  Honduras



# P-2 VOLLEYBALL • Match result



## Men's Pan American Cup 2016 Finals (Places 5-6)

**Match:** 21 **Date:** 5/26/16 **Spectators:** 1,200  
**City:** Mexico City  
**Hall:** Gimnasio Juan De La Barrera  
**Match duration:** Start: 16:00 End: 17:17 Total: 1:17

Teams	Sets	1	2	3	4	5	Total
DOM	0	22	15	14			51
USA	3	25	25	25			75
<b>Set duration</b>		0:25	0:23	0:23			1:11

**Referees:** JOSE LUIS,Barrios (ARG) & WILFREDO,Chavez (HON)

DOM • Dominican Republic		1	2	3	4	5	Pts
1	Tapia Santana Henry O. (OP)	■	□	■			10
2	Alcantara Cabulla Cesar J. (S0)	■	□	□			
4	Hernandez Wilfrido (MB)	■	□	■			3
5	L Mieses Feliz Enger M. (L)	L	L	L			
7	Frias Tavares Mario E. (MB)	■	□				1
8	Lopez Capellan Henry A. (WS)	□	■	■			7
9	Garcia Pedro L. (OP)	■	■	■			5
12	Arredondo Severino Francisco A. (S)	□	■	■			1
13	Mercedes Cruz Jonathan (WS)		■	■			2
14	Romero Perez Felix M. (MB)	■	■				
16	Diaz Cruz Cesar A. (MB)	□	■	□			1
18	Rodriguez Gomez Luis R. (OP)	□	■	□			4

**Coach:** Loren Rodríguez (DOM)  
**Assistant:** Jose Mañon (DOM)

USA • USA		1	2	3	4	5	Pts
1	Langlois Jake (WS)						
2	Petty Gregory (WS)	■	■	■			8
3	Sander Brenden (WS)						
4	Taylor Joshua (WS)	□	□				3
9	Tuaniga Joshua (S)	■	■	■			3
10	Hutz Peter (S)				□		
12	Johnson Kristopher (MB)						
15	Clark Carson (OP)	■	■	■			10
17	Jendryk li Jeffrey (MB)	■	■	■			7
19	Averill Taylor (MB)	■	■	■			8
23	Defalco Torey (WS)	■	■	■			8
24	L Brinkley Michael (L)	L	L	L			

**Coach:** Larsen, Ronald (USA)  
**Assistant:** Zakarian, Armen (USA)

### TEAMS AND PLAYERS PERFORMANCES

Won Pts	Total Atts	No Name	Scoring Skills	Won Pts	Total Atts	No Name
27	67	<b>Total Team</b>		31	61	<b>Total Team</b>
7	13	8 Lopez Capellan Henry A.	<b>Spike</b>	7	16	15 Clark Carson (OP)
6	8	1 Tapia Santana Henry O.		6	8	17 Jendryk li Jeffrey (MB)
7	34	<b>Total Team</b>	<b>Block</b>	13	50	<b>Total Team</b>
4	8	1 Tapia Santana Henry O.		3	6	19 Averill Taylor (MB)
1	3	4 Hernandez Wilfrido (MB)		3	6	15 Clark Carson (OP)
0	53	<b>Total Team</b>	<b>Serve</b>	3	73	<b>Total Team</b>
17		<b>Total Team</b>		1	21	9 Tuaniga Joshua (S)
51	154	<b>Total Team</b>	<b>Opp. error</b>	1	9	23 Defalco Torey (WS)
			<b>Total</b>	28		<b>Total Team</b>
				75	184	<b>Total Team</b>

10	21	1 Tapia Santana Henry O.	Best Scorer	10	30	15 Clark Carson (OP)
----	----	--------------------------	-------------	----	----	----------------------

Excellent	Total Atts	No Name	Non scoring Skills	Excellent	Total Atts	No Name
6	39	<b>Total Team</b>		11	37	<b>Total Team</b>
1	1	9 Garcia Pedro L. (OP)	<b>Dig</b>	4	11	24 Brinkley Michael (L)
1	8	5 Mieses Feliz Enger M. (L)		3	10	2 Petty Gregory (WS)
4	65	<b>Total Team</b>	<b>Set</b>	15	54	<b>Total Team</b>
3	32	2 Alcantara Cabulla Cesar J.		14	50	9 Tuaniga Joshua (S)
16	62	<b>Total Team</b>	<b>Reception</b>	15	42	<b>Total Team</b>
4	13	4 Hernandez Wilfrido (MB)	<u>Success - Faults</u>	7	20	24 Brinkley Michael (L)
6	22	5 Mieses Feliz Enger M. (L)	<u># Attempts</u>	4	12	2 Petty Gregory (WS)

■ Starting line-up Pts = Points scored [nn] = Captain  
 □ Substitute Atts = Attempts L = Libero  
 Opp = Opponent





# P-2 VOLLEYBALL • Match result



Men's Pan American Cup 2016  
Finals (Places 3-4)

**Match:** 22 **Date:** 5/26/16 **Spectators:** 3,500  
**City:** Mexico City  
**Hall:** Gimnasio Olimpico Juan de La Barrera  
**Match duration:** Start: 18:00 End: 19:23 Total: 1:23

Teams	Sets	1	2	3	4	5	Total
<b>MEX</b>	<b>0</b>	20	20	27			67
<b>CAN</b>	<b>3</b>	25	25	29			79
<b>Set duration</b>		0:23	0:24	0:30			1:17

**Referees:** RICARDO,Barroto (CUB) & REINALDO,Careaga (CHI)

MEX • Mexico		1	2	3	4	5	Pts
1	Vargas Daniel (OP)	<input type="checkbox"/>	<input checked="" type="checkbox"/>	<input checked="" type="checkbox"/>			4
2	Márquez Ramírez Iván A. (MB)						
4	Ruiz De La Cruz Gonzalo (WS)	<input checked="" type="checkbox"/>					1
5	L Rangel Jesus (L)		L	L			
6	Perales Jesus A. (S)					<input type="checkbox"/>	
7	Quiñones Jorge (WS)			<input type="checkbox"/>	<input type="checkbox"/>		
10	Rangel Pedro (S)	<input checked="" type="checkbox"/>	<input checked="" type="checkbox"/>	<input checked="" type="checkbox"/>			7
11	Barajas Jorge (WS)	<input checked="" type="checkbox"/>	<input checked="" type="checkbox"/>	<input checked="" type="checkbox"/>			14
13	Cordova Samuel (MB)	<input checked="" type="checkbox"/>	<input type="checkbox"/>				1
14	Aguilera Tomas (MB)	<input checked="" type="checkbox"/>	<input checked="" type="checkbox"/>	<input checked="" type="checkbox"/>			2
17	Orellana Nestor (OP)	<input checked="" type="checkbox"/>			<input type="checkbox"/>		2
19	L Mendoza Perdomo José R. (L)			L	L		
20	Duarte Julian (WS)	<input type="checkbox"/>	<input checked="" type="checkbox"/>	<input checked="" type="checkbox"/>			3
21	Martinez Jose (MB)	<input type="checkbox"/>	<input checked="" type="checkbox"/>	<input checked="" type="checkbox"/>			3

CAN • Canada		1	2	3	4	5	Pts
3	Mckay Joshua M. (S)						
4	L Or Jordan (L)		L	L	L		
5	Gunter Bradley R. (OP)				<input type="checkbox"/>		
6	Knight Casey (OP)	<input checked="" type="checkbox"/>	<input checked="" type="checkbox"/>	<input checked="" type="checkbox"/>			11
7	Mclean Braden (MB)	<input checked="" type="checkbox"/>	<input checked="" type="checkbox"/>	<input checked="" type="checkbox"/>			3
11	Scheerhoorn Blake (WS)						
13	Barnes Ryley B. (WS)	<input checked="" type="checkbox"/>	<input checked="" type="checkbox"/>	<input checked="" type="checkbox"/>			16
14	Burt Max (MB)						
16	Derocco Jason (WS)						
17	Wilson Marc (MB)						
20	Maar Stephen T. (WS)	<input checked="" type="checkbox"/>	<input checked="" type="checkbox"/>	<input checked="" type="checkbox"/>			16
23	L Duquette Bryan (L)						
24	Van Berkel Lucas (MB)	<input checked="" type="checkbox"/>	<input checked="" type="checkbox"/>	<input checked="" type="checkbox"/>			9
25	Walsh Brett J. (S)	<input checked="" type="checkbox"/>	<input checked="" type="checkbox"/>	<input checked="" type="checkbox"/>			2

**Coach:** AZAIR LOPEZ Jorge Mi (MEX)  
**Assistant:** CONTRERAS GAMEZ Gera (MEX)

**Coach:** Georges Laplante (CAN)  
**Assistant:** James Gravelle (CAN)

## TEAMS AND PLAYERS PERFORMANCES

Won Pts	Total Atts	No Name
<b>32</b>	<b>89</b>	<b>Total Team</b>
12	27	11 Barajas Jorge (WS)
5	8	10 Rangel Pedro (S)
<b>3</b>	<b>50</b>	<b>Total Team</b>
2	6	11 Barajas Jorge (WS)
1	16	21 Martinez Jose (MB)
<b>2</b>	<b>69</b>	<b>Total Team</b>
2	19	10 Rangel Pedro (S)
<b>30</b>		<b>Total Team</b>
<b>67</b>	<b>208</b>	<b>Total Team</b>

Scoring Skills
<b>Spike</b>
<b>Block</b>
<b>Serve</b>
<b>Opp. error</b>
<b>Total</b>

Won Pts	Total Atts	No Name
<b>37</b>	<b>84</b>	<b>Total Team</b>
12	24	20 Maar Stephen T. (WS)
11	22	13 Barnes Ryley B. (WS)
<b>12</b>	<b>52</b>	<b>Total Team</b>
4	16	24 Van Berkel Lucas (MB)
4	12	20 Maar Stephen T. (WS)
<b>8</b>	<b>77</b>	<b>Total Team</b>
3	17	13 Barnes Ryley B. (WS)
2	16	24 Van Berkel Lucas (MB)
<b>22</b>		<b>Total Team</b>
<b>79</b>	<b>213</b>	<b>Total Team</b>

14	46	11 Barajas Jorge (WS)
----	----	-----------------------

<b>Best Scorer</b>
--------------------

16	46	13 Barnes Ryley B. (WS)
----	----	-------------------------

Excellent	Total Atts	No Name
<b>16</b>	<b>65</b>	<b>Total Team</b>
6	11	11 Barajas Jorge (WS)
3	9	19 Mendoza Perdomo José R.
<b>7</b>	<b>73</b>	<b>Total Team</b>
6	66	10 Rangel Pedro (S)
<b>11</b>	<b>63</b>	<b>Total Team</b>
5	24	11 Barajas Jorge (WS)

Non scoring Skills
<b>Dig</b>
<b>Set</b>
<b>Reception</b>
Success - Faults
# Attempts

Excellent	Total Atts	No Name
<b>14</b>	<b>52</b>	<b>Total Team</b>
6	16	4 Or Jordan (L)
4	16	25 Walsh Brett J. (S)
<b>9</b>	<b>71</b>	<b>Total Team</b>
9	64	25 Walsh Brett J. (S)
<b>12</b>	<b>58</b>	<b>Total Team</b>
4	20	20 Maar Stephen T. (WS)
4	16	13 Barnes Ryley B. (WS)

■ Starting line-up    Pts = Points scored    [nn] = Captain  
 Substitute    Atts = Attempts    L = Libero  
 Opp = Opponent





# P-2 VOLLEYBALL • Match result



## Men's Pan American Cup 2016 Finals (Places 1-2)

**Match:** 23 **Date:** 5/26/16 **Spectators:** 4,000  
**City:** Mexico City  
**Hall:** Gimnasio Olimpico Juan De La Barrera  
**Match duration:** Start: 20:00 End: 22:23 Total: 2:23

Teams	Sets	1	2	3	4	5	Total
<b>CUB</b>	<b>3</b>	30	20	25	25	19	119
<b>ARG</b>	<b>2</b>	32	25	23	18	17	115
<b>Set duration</b>		0:36	0:24	0:27	0:24	0:20	2:11

**Referees:** AZAD,Hosein (CAN) & JUNG,Park (USA)

CUB • Cuba		1	2	3	4	5	Pts
3	Calvo Manzano Ricardo N. (S)	■	■	■	■	■	8
6	Rendon Gonzalez Osniel C. (OP)	□	□	■	□		5
7	L Garcia Alvarez Yonder R. (L)	L	L	L	L	L	
9	Osoria Rodriguez Livan (MB)	■	■	■	■	■	4
10	Ferrer Delis Darienn (MB)						
12	Alfonso Gavilan Abrahan (WS)	■	■	■	■	■	28
13	Rivera Sanchez Mario L. (WS)	□	□		□	□	
15	Albo Miranda Dariel (OP)	■	■	■	□	■	8
16	Sosa Sierra Luis T. (MB)	■	■	■	■	■	14
19	Concepcion Rojas Javier O. (MB)		□				1
21	Goide Arredondo Adrian E. (S)	□		□			
22	Melgarejo Hernandez Osniel L. (WS)	■	■	■	■	■	9

**Coach:** RODOLFO LUIS SANCHEZ (CUB)  
**Assistant:** PAVEL NOEL PIMIENTA (CUB)

ARG • Argentina		1	2	3	4	5	Pts
1	Sanchez Matias (S)	■	■	■	■	■	2
2	Melgarejo Brian (WS)	■	■	■	□	□	8
3	Martinez Franchi Jan (WS)	□	□	□	■	■	2
4	Flores Fabian (MB)	■	■	■	■	■	10
6	Vieira Edgar (MB)						
8	Bitar Gaspar (S)	□			□	□	
9	L Danani Santiago (L)	L	L	L	L	L	
10	Lazo Nicolás (WS)	■	■	■	■	■	20
12	Lima Bruno (OP)	■	■	■	■	■	29
16	Johansen German (OP)	□			□	□	1
18	Benavidez Felipe (WS)						
19	Gallego Joaquin (MB)	■	■	■	■	■	11

**Coach:** CAMILO SOTO  
**Assistant:** GONZALO BARREIRO

### TEAMS AND PLAYERS PERFORMANCES

Won Pts	Total Atts	No Name	Scoring Skills	Won Pts	Total Atts	No Name
<b>62</b>	<b>135</b>	<b>Total Team</b>		<b>72</b>	<b>151</b>	<b>Total Team</b>
26	53	12 Alfonso Gavilan Abrahan	<b>Spike</b>	27	57	12 Lima Bruno (OP)
12	17	16 Sosa Sierra Luis T. (MB)		19	40	10 Lazo Nicolás (WS)
<b>7</b>	<b>89</b>	<b>Total Team</b>	<b>Block</b>	<b>8</b>	<b>75</b>	<b>Total Team</b>
2	21	16 Sosa Sierra Luis T. (MB)		4	21	4 Flores Fabian (MB)
2	15	22 Melgarejo Hernandez Osniel		2	7	12 Lima Bruno (OP)
<b>8</b>	<b>118</b>	<b>Total Team</b>	<b>Serve</b>	<b>3</b>	<b>116</b>	<b>Total Team</b>
3	19	3 Calvo Manzano Ricardo N.		2	19	19 Gallego Joaquin (MB)
2	21	12 Alfonso Gavilan Abrahan		1	21	10 Lazo Nicolás (WS)
<b>42</b>		<b>Total Team</b>	<b>Opp. error</b>	<b>32</b>		<b>Total Team</b>
<b>119</b>	<b>342</b>	<b>Total Team</b>	<b>Total</b>	<b>115</b>	<b>342</b>	<b>Total Team</b>

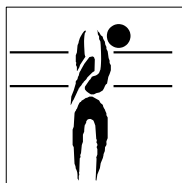
28	83	12 Alfonso Gavilan Abrahan	<b>Best Scorer</b>	29	78	12 Lima Bruno (OP)
----	----	----------------------------	--------------------	----	----	--------------------

Excellent	Total Atts	No Name	Non scoring Skills	Excellent	Total Atts	No Name
<b>23</b>	<b>111</b>	<b>Total Team</b>		<b>33</b>	<b>99</b>	<b>Total Team</b>
10	37	7 Garcia Alvarez Yonder R.	<b>Dig</b>	13	34	9 Danani Santiago (L)
4	17	22 Melgarejo Hernandez Osniel		5	10	2 Melgarejo Brian (WS)
<b>30</b>	<b>114</b>	<b>Total Team</b>	<b>Set</b>	<b>43</b>	<b>133</b>	<b>Total Team</b>
30	106	3 Calvo Manzano Ricardo N.		43	121	1 Sanchez Matias (S)
<b>32</b>	<b>89</b>	<b>Total Team</b>	<b>Reception</b>	<b>33</b>	<b>102</b>	<b>Total Team</b>
12	27	7 Garcia Alvarez Yonder R.	<u>Success - Faults</u>	13	30	10 Lazo Nicolás (WS)
18	51	22 Melgarejo Hernandez Osniel	<u># Attempts</u>	7	25	3 Martinez Franchi Jan

■ Starting line-up    Pts = Points scored    [nn] = Captain  
□ Substitute    Atts = Attempts    L = Libero  
Opp = Opponent







## Best Scorers

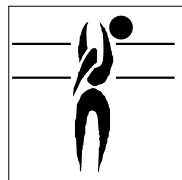
Rk	No	Name	Team	Spike	Block	Serve	Total
1	11	Barajas Jorge (WS)	MEX	90	7	6	103
2	12	Lima Bruno (OP)	ARG	82	8	3	93
3	20	Maar Stephen T. (WS)	CAN	71	10	2	83
4	1	Jimenez Zamora Ronald A. (OP)	COL	65	3	3	71
5	12	Alfonso Gavilan Abraham (WS)	CUB	55	4	4	63
6	9	Garcia Pedro L. (OP)	DOM	51	3	8	62
7	11	Parraguirre Vicente (WS)	CHI	55	3	3	61
7	10	Lazo Nicolás (WS)	ARG	52	4	5	61
9	23	Defalco Torey (WS)	USA	44	8	4	56
9	4	Flores Fabian (MB)	ARG	39	16	1	56
11	4	Parraguirre Tomas (OP)	CHI	49	4	1	54
12	16	Derocco Jason (WS)	CAN	36	5	11	52
13	5	Alley Flores Frank (WS)	HON	44	6	1	51
13	8	Salgado Luis (WS)	HON	40	7	4	51
15	4	Blanco Segnini Alberto (WS)	CRC	43	2	3	48
15	1	Tapia Santana Henry O. (OP)	DOM	40	5	3	48
17	15	Albo Miranda Dariel (OP)	CUB	36	8	2	46
18	22	Melgarejo Hernandez Osniel L. (WS)	CUB	30	10	4	44
18	5	Gunter Bradley R. (OP)	CAN	34	4	6	44
18	14	Aguilera Tomas (MB)	MEX	36	7	1	44
21	9	Bonacic Dusan (WS)	CHI	36	4	3	43
21	16	Sosa Sierra Luis T. (MB)	CUB	31	12	0	43
23	8	Lopez Capellan Henry A. (WS)	DOM	37	1	1	39
23	2	Petty Gregory (WS)	USA	28	2	9	39
25	3	Watler Brown Ornelo (MB)	HON	31	5	2	38
25	2	Melgarejo Brian (WS)	ARG	33	5	0	38
27	19	Gallego Joaquin (MB)	ARG	31	4	2	37
28	17	Jendryk li Jeffrey (MB)	USA	26	10	0	36
28	13	Cordova Samuel (MB)	MEX	24	10	2	36
30	6	Matamoros Melara Luis (MB)	HON	29	2	2	33
30	24	Van Berkel Lucas (MB)	CAN	24	7	2	33
32	15	Clark Carson (OP)	USA	23	7	2	32
32	6	Knight Casey (OP)	CAN	26	4	2	32
32	10	Rangel Pedro (S)	MEX	17	5	10	32
35	22	Álvarez López Julio (WS)	CRC	31	0	0	31
36	2	Márquez Ramírez Iván A. (MB)	MEX	27	3	0	30
37	10	Alvarez Lopez Javier (MB)	CRC	24	2	3	29
37	16	Mendoza Renzo (MB)	COL	21	8	0	29
37	3	Martinez Franchi Jan (WS)	ARG	25	2	2	29
40	7	López Zelaya Wilfredo (OP)	HON	25	3	0	28
41	1	Guerra Uteau Simon (MB)	CHI	17	7	3	27
42	4	Taylor Joshua (WS)	USA	20	4	2	26
42	11	Mosquera Carlos (MB)	COL	17	9	0	26
42	17	Orellana Nestor (OP)	MEX	22	2	2	26
45	4	Hernandez Wilfrido (MB)	DOM	19	6	0	25
45	12	Palacios Cristian (MB)	COL	16	8	1	25
47	3	Morelos Jeyson (WS)	COL	19	4	1	24
47	9	Moreno Mosquera Juan P. (OP)	COL	19	2	3	24
47	7	Mclean Braden (MB)	CAN	12	9	3	24
50	9	Osoria Rodriguez Livan (MB)	CUB	13	8	2	23
<b>Total tournament</b>				<b>2,002</b>	<b>370</b>	<b>175</b>	<b>2,547</b>



### Best Spikers

Limit: 15.00%

Rk	No	Name	Team	Spikes	Faults	Shots	Total Attempts	Succ. %
1	1	Tapia Santana Henry O. (OP)	DOM	40	12	16	68	58.82
2	9	Garcia Pedro L. (OP)	DOM	51	19	19	89	57.30
3	11	Barajas Jorge (WS)	MEX	90	26	52	168	53.57
4	11	Parraguirre Vicente (WS)	CHI	55	14	34	103	53.40
5	8	Lopez Capellan Henry A. (WS)	DOM	37	17	16	70	52.86
6	4	Parraguirre Tomas (OP)	CHI	49	11	33	93	52.69
7	1	Jimenez Zamora Ronald A. (OP)	COL	65	20	39	124	52.42
8	12	Alfonso Gavilan Abrahan (WS)	CUB	55	8	46	109	50.46
9	22	Melgarejo Hernandez Osniel L. (WS)	CUB	30	7	24	61	49.18
10	15	Albo Miranda Dariel (OP)	CUB	36	12	26	74	48.65
<b>Total Tournament</b>				2,002	692	1,596	4,290	46.67




### Best Blockers

Rk	No	Name	Team	Kill Blocks	Faults	Rebounds	Total Attempts	Avg. by set
1	4	Flores Fabian (MB)	ARG	16	36	46	98	0.84
2	16	Sosa Sierra Luis T. (MB)	CUB	12	29	21	62	0.71
3	17	Jendryk li Jeffrey (MB)	USA	10	18	26	54	0.67
4	22	Melgarejo Hernandez Osniel L. (WS)	CUB	10	14	14	38	0.59
5	23	Defalco Torey (WS)	USA	8	10	9	27	0.53
6	20	Maar Stephen T. (WS)	CAN	10	18	11	39	0.53
7	11	Mosquera Carlos (MB)	COL	9	27	18	54	0.53
8	23	López Camacho Luis A. (MB)	CRC	7	8	14	29	0.50
9	3	Araya Gabriel (MB0)	CHI	7	12	16	35	0.50
10	1	Guerra Uteau Simon (MB)	CHI	7	17	25	49	0.50
<b>Total Tournament</b>				370	1,071	1,011	2,452	4.40



### Best Servers

Rk	No	Name	Team	Aces	Faults	Serve Hits	Total Attempts	Avg. by set
1	2	Petty Gregory (WS)	USA	9	14	36	59	0.60
2	16	Derocco Jason (WS)	CAN	11	18	44	73	0.58
3	9	Garcia Pedro L. (OP)	DOM	8	14	23	45	0.57
4	10	Rangel Pedro (S)	MEX	10	22	78	110	0.45
5	3	Araya Gabriel (MB0)	CHI	5	6	48	59	0.36
6	5	Gunter Bradley R. (OP)	CAN	6	18	24	48	0.32
7	3	Calvo Manzano Ricardo N. (S)	CUB	5	14	51	70	0.29
8	11	Barajas Jorge (WS)	MEX	6	14	72	92	0.27
9	23	Defalco Torey (WS)	USA	4	12	40	56	0.27
10	10	Lazo Nicolás (WS)	ARG	5	15	34	54	0.26
<b>Total Tournament</b>				175	679	2,961	3,815	2.08



### Best Diggers

Rk	No	Name	Team	Digs	Faults	Receptions	Total Attempts	Avg. by set
1	9	Danani Santiago (L)	ARG	45	27	54	126	2.37
2	5	Rangel Jesus (L)	MEX	34	34	69	137	1.55
3	7	Garcia Alvarez Yonder R. (L)	CUB	26	24	49	99	1.53
4	9	Calleja Cáliz Julio (L)	HON	23	25	46	94	1.35
5	4	Or Jordan (L)	CAN	25	23	47	95	1.32
6	23	Defalco Torey (WS)	USA	15	6	13	34	1.00
7	24	Brinkley Michael (L)	USA	15	24	39	78	1.00
8	2	Membreño Valladares Luis (S)	HON	14	19	19	52	0.82
9	3	Morelos Jeyson (WS)	COL	14	22	20	56	0.82
10	3	Martinez Franchi Jan (WS)	ARG	14	8	25	47	0.74
<b>Total Tournament</b>				620	1,028	1,446	3,094	7.38



### Best Setters

Rk	No	Name	Team	Running Sets	Faults	Still Sets	Total Attempts	Avg. by set
1	1	Sanchez Matias (S)	ARG	167	9	255	431	8.79
2	10	Rangel Pedro (S)	MEX	140	6	311	457	6.36
3	25	Walsh Brett J. (S)	CAN	113	7	285	405	5.95
4	9	Tuaniga Joshua (S)	USA	79	4	202	285	5.27
5	3	Calvo Manzano Ricardo N. (S)	CUB	85	3	205	293	5.00
6	19	Banda Matias (S)	CHI	69	5	153	227	4.93
7	2	Membreño Valladares Luis (S)	HON	72	4	258	334	4.24
8	12	Araya Urbina Andres (S)	CRC	47	9	164	220	3.36
9	13	Ambuila Juan C. (S)	COL	47	-	149	196	2.76
10	10	Pochopek Jose D. (S)	COL	46	4	133	183	2.71
<b>Total Tournament</b>				961	82	2,807	3,850	11.44



### Best Receivers

Limit: 20.00%


Rk	No	Name	Team	Excellents	Faults	Serve Receptions	Total Attempts	Eff. %
1	9	Danani Santiago (L)	ARG	48	5	56	109	39.45
2	3	Martinez Franchi Jan (WS)	ARG	36	3	65	104	31.73
3	10	Lazo Nicolás (WS)	ARG	29	8	34	71	29.58
4	20	Maar Stephen T. (WS)	CAN	40	3	83	126	29.37
5	6	Garcia Jose H. (L)	COL	36	9	53	98	27.55
6	15	Castillo Sebastian (L)	CHI	25	7	34	66	27.27
7	22	Melgarejo Hernandez Osniel L. (WS)	CUB	39	4	86	129	27.13
8	11	Barajas Jorge (WS)	MEX	38	6	75	119	26.89
9	4	Or Jordan (L)	CAN	27	5	54	86	25.58
10	7	Garcia Alvarez Yonder R. (L)	CUB	24	4	53	81	24.69
<b>Total Tournament</b>				834	219	2,084	3,137	19.60





# P-5 VOLLEYBALL • Players ranking by skills

Men's Pan American Cup 2016



## Best Liberos

Rk	No	Name	Team	Excellents	Faults	In play	Total attempts	Avg. by set
1	9	Danani Santiago (L)	ARG	93	32	110	235	4.89
2	5	Rangel Jesus (L)	MEX	73	43	149	265	3.32
3	9	Calleja Cáliz Julio (L)	HON	51	31	106	188	3.00
4	7	Garcia Alvarez Yonder R. (L)	CUB	50	28	102	180	2.94
5	24	Brinkley Michael (L)	USA	42	31	111	184	2.80
6	4	Or Jordan (L)	CAN	52	28	101	181	2.74
7	6	Garcia Jose H. (L)	COL	46	25	77	148	2.71
8	3	Acuña Campos Jose P. (L)	CRC	36	40	74	150	2.57
9	15	Castillo Sebastian (L)	CHI	33	24	49	106	2.36
10	5	Mieses Feliz Enger M. (L)	DOM	23	21	93	137	1.64



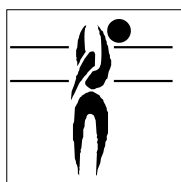




### Best Spikers

Limit: 15.00%

Rk	Team	Spikes	Faults	Shots	Total Attempts	Succ. %
1	CUB Cuba	186	46	132	364	51.10
2	DOM Dominican Republic	171	69	97	337	50.74
3	ARG Argentina	276	77	203	556	49.64
4	USA USA	173	50	133	356	48.60
5	CHI Chile	166	52	129	347	47.84
6	CAN Canada	238	74	192	504	47.22
7	MEX Mexico	271	112	200	583	46.48
8	COL Colombia	203	60	183	446	45.52
9	CRC Costa Rica	139	66	130	335	41.49
10	HON Honduras	179	86	197	462	38.74
<b>Total Tournament</b>		2,002	692	1,596	4,290	46.67




### Best Blockers

Rk	Team	Kill Blocks	Faults	Rebounds	Total Attempts	Avg. by set
1	CUB Cuba	52	111	99	262	3.06
2	USA USA	43	88	94	225	2.87
3	CAN Canada	52	130	117	299	2.74
4	COL Colombia	45	115	95	255	2.65
5	ARG Argentina	43	123	139	305	2.26
6	CHI Chile	27	70	97	194	1.93
7	MEX Mexico	41	150	139	330	1.86
8	DOM Dominican Republic	23	82	54	159	1.64
9	HON Honduras	25	121	97	243	1.47
10	CRC Costa Rica	19	81	80	180	1.36
<b>Total Tournament</b>		370	1,071	1,011	2,452	4.40



### Best Servers

Rk	Team	Aces	Faults	Serve Hits	Total Attempts	Avg. by set
1	CAN Canada	34	102	326	462	1.79
2	USA USA	22	71	273	366	1.47
3	CUB Cuba	21	68	310	399	1.24
4	CHI Chile	17	50	254	321	1.21
5	DOM Dominican Republic	16	72	215	303	1.14
6	MEX Mexico	21	86	402	509	0.95
6	ARG Argentina	18	84	368	470	0.95
8	HON Honduras	10	53	280	343	0.59
9	COL Colombia	9	47	327	383	0.53
10	CRC Costa Rica	7	46	206	259	0.50
<b>Total Tournament</b>		175	679	2,961	3,815	2.08



### Best Diggers

Rk	Team	Digs	Faults	Receptions	Total Attempts	Avg. by set
1	ARG Argentina	105	93	184	382	5.53
2	HON Honduras	71	116	161	348	4.18
3	CAN Canada	78	89	182	349	4.11
4	MEX Mexico	87	128	201	416	3.95
5	CHI Chile	53	95	123	271	3.79
6	USA USA	54	88	107	249	3.60
7	CUB Cuba	57	92	136	285	3.35
8	COL Colombia	53	142	144	339	3.12
9	CRC Costa Rica	35	98	113	246	2.50
10	DOM Dominican Republic	27	87	95	209	1.93
<b>Total Tournament</b>		620	1,028	1,446	3,094	7.38



### Best Setters

Rk	Team	Running Sets	Faults	Still Sets	Total Attempts	Avg. by set
1	ARG Argentina	173	9	313	495	9.11
2	MEX Mexico	150	9	351	510	6.82
3	CAN Canada	113	8	322	443	5.95
4	CHI Chile	80	9	227	316	5.71
5	COL Colombia	94	5	311	410	5.53
6	USA USA	82	5	225	312	5.47
7	CUB Cuba	86	5	235	326	5.06
8	CRC Costa Rica	70	15	231	316	5.00
9	HON Honduras	76	6	327	409	4.47
10	DOM Dominican Republic	37	11	265	313	2.64
<b>Total Tournament</b>		961	82	2,807	3,850	11.44



### Best Receivers

Limit: 20.00%

Rk	Team	Excellents	Faults	Serve Receptions	Total Attempts	Eff. %
1	ARG Argentina	132	19	197	348	32.47
2	MEX Mexico	127	28	270	425	23.29
3	CAN Canada	93	15	235	343	22.74
4	CUB Cuba	69	16	174	259	20.46
5	CHI Chile	70	20	157	247	20.24
6	COL Colombia	82	24	231	337	17.21
7	USA USA	65	20	178	263	17.11
8	HON Honduras	83	26	237	346	16.47
9	CRC Costa Rica	58	27	195	280	11.07
10	DOM Dominican Republic	55	24	210	289	10.73
<b>Total Tournament</b>		834	219	2,084	3,137	19.60





## NEWSLETTER No. 7 XI Men's Pan American Cup, Mexico City

### Cuba wins the Gold in stunning come-back

MEXICO CITY, Mexico, May 26, 2016.- Cuba had a stunning come-back against Argentina to win the Men's Pan American Cup Gold medal match 3-2 (30-32, 20-25, 25-23, 25-18, 19-17) at the Olympic Gymnasium Juan de la Barrera in Mexico City.

Cuba recovered from a 0-2 set deficit to claim the Gold over Argentina. Cuba has reached the final match on two occasions, winning them both. In stats, Cuba outnumbered Argentina 72-62 in kills and 8-7 in blocks; while Argentina did better in aces with 8-3 advantage. Cuba committed 32 errors and Argentina 42.

Abrahan Alfonso topped Cuba's scorers with 28 points, on 26 kills and 2 service points and Javier Concepción contributed with 14 points. Argentina had in Bruno Lima its top scorer with 29 points, on 27 kills and 2 blocks, followed by Nicolas Lazo with 20 points, on 19 kills and one ace; and Fabian Flores scored 10 points.

Canada defeated Mexico 3-0 (25-20, 25-20, 29-27) to win the bronze medal match. In the match for fifth place, United States beat Dominican Republic 25-22, 25-15, 25-14.

The five top teams in the Pan American Cup qualify for next year's World League.

**Final Ranking:** 1. Cuba; 2. Argentina; 3. Canada; 4. Mexico; 5. United States; 6. Dominican Republic; 7. Chile; 8. Colombia; 9. Costa Rica; 10 Honduras

#### Individual Awards:

**MVP** Abrahan Alfonso, Cuba

**1<sup>st</sup> Best Blocker** Fabian Flores, Argentina

**2<sup>nd</sup> Best Blocker** Luis Sosa, Cuba

**1<sup>st</sup> Best Spiker** Jorge Barajas, Mexico

**2<sup>nd</sup> Best Spiker** Vicente Parraguirre, Chile

**Best Receiver** Santiago Danani, Argentina

**Best Digger** Santiago Danani, Argentina

**Best Setter** Matias Sanchez, Argentina

**Best Libero** Santiago Danani, Argentina

**Best Server** Gregory Petty, United States



**Best Scorer** Jorge Barajas, Mexico

**Best Opposite** Henry Tapia, Dominican Republic

**All Star Team:**

**MVP** Abrahan Alfonso, Cuba

**Middle Blocker** Fabian Flores, Argentina

**Middle Blocker** Luis Sosa, Cuba

**Outside Hitter** Jorge Barajas, Mexico

**Outside Hitter** Vicente Parraguirre, Chile

**Setter** Matias Sanchez, Argentina

**Libero** Santiago Danani, Argentina

**Opposite** Henry Tapia, Dominican Republic





## Cuba gana el Oro viniendo de atrás

CIUDAD DE MEXICO, México, 26 de mayo, 2016.- Cuba se recuperó de manera sorprendente ante Argentina para ganar el juego de la medalla de Oro 3-2 (30-32, 20-25, 25-23, 25-18, 19-17) de la XI Copa Panamericana Masculina en el Gimnasio Juan de la Barrera de la Ciudad de México.

Cuba vino de atrás en sets 0-2 para llevarse el Oro sobre Argentina. Cuba ha alcanzado la final en dos ocasiones, ganando en ambas. En números, Cuba superó a Argentina 72-62 en ataques y 8-7 en bloqueos; mientras que Argentina tuvo ventaja de 8-3 en puntos de servicio. Cuba cometió 32 errores y Argentina 42.

El Cubano Abrahan Alfonso fue el máximo anotador de su equipo con 28 puntos, 26 de ataque y 2 de servicio; Javier Concepción contribuyó con 14 puntos. Argentina tuvo en Bruno Lima a su máximo anotador con 29 puntos, 27 de ataque y 2 bloqueos, acompañado por Nicolás Lazo con 20 puntos, 19 de ataque y un servicio; y Fabián Flores anotó 10 puntos.

Canadá venció a México 3-0 (25-20, 25-20, 29-27) llevándose la medalla de bronce. En el juego por el quinto lugar, Estados Unidos derrotó a República Dominicana 25-22, 25-15, 25-14.

Los cinco finalistas aseguraron su participación en la Liga Mundial del año entrante.

**Posiciones Finales:** 1. Cuba; 2. Argentina; 3. Canadá; 4. México; 5. Estados Unidos; 6. República Dominicana; 7. Chile; 8. Colombia; 9. Costa Rica; 10. Honduras

### Premios Individuales

**JMV** Abrahan Alfonso, Cuba

**1<sup>st</sup> Mejor Bloqueo** Fabian Flores, Argentina

**2<sup>nd</sup> Mejor Bloqueo** Luis Sosa, Cuba

**1<sup>st</sup> Mejor Atacante** Jorge Barajas, México

**2<sup>nd</sup> Mejor Atacante** Vicente Parraguirre, Chile

**Mejor Receptor** Santiago Danani, Argentina

**Mejor Defensa** Santiago Danani, Argentina

**Mejor Acomodador** Matías Sánchez, Argentina

**Mejor Libero** Santiago Danani, Argentina

**Mejor Servicio** Gregory Petty, Estados Unidos

**Máximo Anotador** Jorge Barajas, México

**Mejor Opuesto** Henry Tapia, República Dominicana



**Equipo Todo Estrellas**

**JMV** Abrahan Alfonso, Cuba

**Central** Fabián Flores, Argentina

**Central** Luis Sosa, Cuba

**Atacante** Jorge Barajas, México

**Atacante** Vicente Parraguirre, Chile

**Acomodador** Matías Sánchez, Argentina

**Libero** Santiago Danani, Argentina

**Opuesto** Henry Tapia, República Dominicana