



ESTADOS UNIDOS



REPUBLICA DOMINICANA



CUBA



MEXICO



CANADA



PUERTO RICO



COSTA RICA



VENEZUELA



COLOMBIA



ARGENTINA



PERU



TRINIDAD & TOBAGO

Del 2 al 10 de
JULIO

Palacio de Voleibol
(Ricardo Gioriver Arias)

Club San Carlos

XV COPA PANAMERICANA
VOLEIBOL FEMENINO
FIESTA AMERICANA
Santo Domingo 2016



Daily Bulletin
Boletín Diario

Lunes/Monday 04 Julio, 2016

4



Calendario y Formato de Competencia / Competition Format and Match Schedule

| GROUP-A | | | | | | | | | | | | | | |
|---------|--------|-------|-------|--------------------|------------|-------------|-------------------------|-------|-------|-------|-------|--|--|--|
| No. | Date | Time | Teams | | LIVE SCORE | Set | Result per set (points) | | | | | | | |
| | | | | vs | | | | | | | | | | |
| 1 | 02-jul | 14:00 | PV | CANADA | vs | COLOMBIA | 3-1 | 25-21 | 18-25 | 25-16 | 25-21 | | | |
| 5 | 02-jul | 18:00 | PV | PUERTO RICO | vs | MEXICO | 3-0 | 25-19 | 25-19 | 25-23 | | | | |
| 6 | 02-jul | 20:00 | PV | DOMINICAN REPUBLIC | vs | VENEZUELA | 3-0 | 25-16 | 25-11 | 25-16 | | | | |
| 7 | 03-jul | 14:00 | PV | COLOMBIA | vs | PUERTO RICO | 0-3 | 18-25 | 17-25 | 15-25 | | | | |
| 9 | 03-jul | 16:00 | PV | VENEZUELA | vs | CANADA | 1-3 | 25-22 | 20-25 | 29-31 | 21-25 | | | |
| 12 | 03-jul | 20:00 | PV | DOMINICAN REPUBLIC | vs | MEXICO | 3-0 | 25-17 | 25-15 | 25-19 | | | | |
| 13 | 04-jul | 14:00 | PV | MEXICO | vs | VENEZUELA | 0-3 | 17-25 | 20-25 | 20-25 | | | | |
| 15 | 04-jul | 16:00 | PV | CANADA | vs | PUERTO RICO | 0-3 | 19-25 | 17-25 | 19-25 | | | | |
| 18 | 04-jul | 20:00 | PV | DOMINICAN REPUBLIC | vs | COLOMBIA | 3-1 | 25-13 | 17-25 | 25-18 | 25-18 | | | |
| 19 | 05-jul | 14:00 | PV | PUERTO RICO | vs | VENEZUELA | | | | | | | | |
| 21 | 05-jul | 16:00 | PV | COLOMBIA | vs | MEXICO | | | | | | | | |
| 24 | 05-jul | 20:00 | PV | DOMINICAN REPUBLIC | vs | CANADA | | | | | | | | |
| 27 | 06-jul | 16:00 | PV | MEXICO | vs | CANADA | | | | | | | | |
| 28 | 06-jul | 16:00 | SC | VENEZUELA | vs | COLOMBIA | | | | | | | | |
| 30 | 06-jul | 20:00 | PV | DOMINICAN REPUBLIC | vs | PUERTO RICO | | | | | | | | |

| GROUP-B | | | | | | | | | | | | | | |
|---------|--------|-------|-------|-------------------|------------|-------------------|-------------------------|-------|-------|-------|-------|-------|--|--|
| No. | Date | Time | Teams | | LIVE SCORE | Set | Result per set (points) | | | | | | | |
| | | | | vs | | | | | | | | | | |
| 2 | 02-jul | 14:00 | SC | ARGENTINA | vs | COSTA RICA | 3-0 | 25-10 | 25-17 | 25-15 | | | | |
| 3 | 02-jul | 16:00 | SC | CUBA | vs | TRINIDAD & TOBAGO | 3-0 | 25-20 | 25-14 | 25-19 | | | | |
| 4 | 02-jul | 16:00 | PV | UNITED STATES | vs | PERU | 3-0 | 25-20 | 25-19 | 27-25 | | | | |
| 8 | 03-jul | 14:00 | SC | COSTA RICA | vs | CUBA | 0-3 | 9-25 | 8-25 | 18-25 | | | | |
| 10 | 03-jul | 16:00 | SC | TRINIDAD & TOBAGO | vs | UNITED STATES | 0-3 | 11-25 | 13-25 | 19-25 | | | | |
| 11 | 03-jul | 18:00 | PV | PERU | vs | ARGENTINA | 3-2 | 25-16 | 25-19 | 24-26 | 20-25 | 15-11 | | |
| 14 | 04-jul | 14:00 | SC | COSTA RICA | vs | PERU | 0-3 | 10-25 | 15-25 | 19-25 | | | | |
| 16 | 04-jul | 16:00 | SC | ARGENTINA | vs | TRINIDAD & TOBAGO | 3-0 | 25-15 | 25-12 | 25-18 | | | | |
| 17 | 04-jul | 18:00 | PV | UNITED STATES | vs | CUBA | 3-2 | 19-25 | 25-20 | 18-25 | 25-15 | 15-7 | | |
| 20 | 05-jul | 14:00 | SC | TRINIDAD & TOBAGO | vs | PERU | | | | | | | | |
| 22 | 05-jul | 16:00 | SC | COSTA RICA | vs | UNITED STATES | | | | | | | | |
| 23 | 05-jul | 18:00 | PV | CUBA | vs | ARGENTINA | | | | | | | | |
| 25 | 06-jul | 14:00 | PV | CUBA | vs | PERU | | | | | | | | |
| 26 | 06-jul | 14:00 | SC | TRINIDAD & TOBAGO | vs | COSTA RICA | | | | | | | | |
| 29 | 06-jul | 18:00 | PV | ARGENTINA | vs | UNITED STATES | | | | | | | | |

| REST DAY ---- 7 JULY | | | | | | | | | | |
|----------------------|--|--|--|--|--|--|--|--|--|--|
|----------------------|--|--|--|--|--|--|--|--|--|--|

| FINAL CLASSIFICATION 11/12 | | | | | | | | | | | | | | |
|----------------------------|--------|-------|-------|-------|------------|-------|-------------------------|--|--|--|--|--|--|--|
| No. | Date | Time | Teams | | LIVE SCORE | Set | Result per set (points) | | | | | | | |
| | | | | vs | | | | | | | | | | |
| 31 | 08-jul | 14:00 | SC | 6TH A | vs | 6TH B | 0-0 | | | | | | | |

| CLASSIFICATION 7/10 | | | | | | | | | | | | | | |
|---------------------|--------|-------|-------|-------|------------|-------|-------------------------|--|--|--|--|--|--|--|
| No. | Date | Time | Teams | | LIVE SCORE | Set | Result per set (points) | | | | | | | |
| | | | | vs | | | | | | | | | | |
| 32 | 08-jul | 16:00 | PV | 4TH A | vs | 5TH B | 0-0 | | | | | | | |
| 33 | 08-jul | 16:00 | SC | 4TH B | vs | 5TH A | 0-0 | | | | | | | |

| QUATERFINALS | | | | | | | | | | | | | | |
|--------------|--------|-------|-------|-------|------------|-------|-------------------------|--|--|--|--|--|--|--|
| No. | Date | Time | Teams | | LIVE SCORE | Set | Result per set (points) | | | | | | | |
| | | | | vs | | | | | | | | | | |
| 34 | 08-jul | 18:00 | PV | 2ND B | vs | 3RD A | 0-0 | | | | | | | |
| 35 | 08-jul | 20:00 | PV | 2ND A | vs | 3RD B | 0-0 | | | | | | | |

| CLASSIFICATION 5/8 | | | | | | | | | | | | | | |
|--------------------|--------|-------|-------|---------------|------------|------------------------|-------------------------|--|--|--|--|--|--|--|
| No. | Date | Time | Teams | | LIVE SCORE | Set | Result per set (points) | | | | | | | |
| | | | | vs | | | | | | | | | | |
| 36 | 09-jul | 14:00 | SC | WINNER OF M32 | vs | LOSER OF M34* (or M35) | 0-0 | | | | | | | |
| 37 | 09-jul | 16:00 | PV | WINNER OF M33 | vs | LOSER OF M35* (or M34) | 0-0 | | | | | | | |

| FINAL CLASSIFICATION 9/10 | | | | | | | | | | | | | | |
|---------------------------|--------|-------|-------|--------------|------------|--------------|-------------------------|--|--|--|--|--|--|--|
| No. | Date | Time | Teams | | LIVE SCORE | Set | Result per set (points) | | | | | | | |
| | | | | vs | | | | | | | | | | |
| 38 | 09-jul | 16:00 | SC | LOSER OF M32 | vs | LOSER OF M33 | 0-0 | | | | | | | |

| SEMIFINAL | | | | | | | | | | | | | | |
|-----------|--------|-------|-------|-------|------------|-------------------------|-------------------------|--|--|--|--|--|--|--|
| No. | Date | Time | Teams | | LIVE SCORE | Set | Result per set (points) | | | | | | | |
| | | | | vs | | | | | | | | | | |
| 39 | 09-jul | 18:00 | PV | 1ST B | vs | WINNER OF M34* (OR M35) | 0-0 | | | | | | | |
| 40 | 09-jul | 20:00 | PV | 1ST A | vs | WINNER OF M35* (OR M34) | 0-0 | | | | | | | |

FINAL CLASSIFICATION 7/8

| No. | Date | Time | SC | Teams | | LIVE SCORE | Set | Result per set (points) | | | | | | |
|-----|--------|-------|----|--------------|----|--------------|-----|-------------------------|---|---|---|---|---|--|
| | | | | | vs | | | | 1 | 2 | 3 | 4 | 5 | |
| 41 | 10-jul | 14:00 | SC | LOSER OF M36 | vs | LOSER OF M37 | 0-0 | | | | | | | |

FINAL CLASSIFICATION 5/6

| No. | Date | Time | SC | Teams | | LIVE SCORE | Set | Result per set (points) | | | | | | |
|-----|--------|-------|----|---------------|----|---------------|-----|-------------------------|---|---|---|---|---|--|
| | | | | | vs | | | | 1 | 2 | 3 | 4 | 5 | |
| 43 | 10-jul | 16:00 | SC | WINNER OF M36 | vs | WINNER OF M37 | 0-0 | | | | | | | |

FINALS

| No. | Date | Time | PV | Teams | | LIVE SCORE | Set | Result per set (points) | | | | | | |
|-----|--------|-------|----|---------------|----|---------------|-----|-------------------------|---|---|---|---|---|--|
| | | | | | vs | | | | 1 | 2 | 3 | 4 | 5 | |
| 42 | 10-jul | 15:00 | PV | LOSER OF M39 | vs | LOSER OF M40 | 0-0 | | | | | | | |
| 44 | 10-jul | 17:00 | PV | WINNER OF M39 | vs | WINNER OF M40 | 0-0 | | | | | | | |

*NOTE1: For the Classification, Quarterfinal and Semifinal Rounds, according to the FIVB General Competition Regulations, it must be avoided that teams from the same group play each other.

*NOTE2: According to the established competition format and the FIVB General Regulations, for the Classification, Quarterfinal and Semifinal Rounds, if three teams from the same group qualify, the match between highest ranked team and lowest ranked team of their Preliminary Round will be repeated.

*NOTE3: Loser of M14 = Loser of Match #14, etc.



| Dia / Day | Hora / Time | Competition Venue - Palacio del Voleibol Gioriver Arias | Hora / Time | Training Court 1 - <u>Pabellon de Voleibol</u> | Hora / Time | Training Court 2 - <u>Pabellon de Voleibol</u> | Hora / Time | Competition Venue - Cancha San Carlos | Hora / Time | Training Court 3 - <u>Albergue Olimpico</u> | |
|-----------|---------------------------------|---|-------------|--|-------------|--|-------------|---------------------------------------|---|---|--|
| 05-jul-16 | 20:00 | DOM vs COL | | | | | | | | | |
| | 7:30 | VEN (14:00) | 7:30 | TTO (14:00) | 7:30 | | 7:30 | PER (14:00) | | PUR (14:00) | |
| | 9:00 | MEX (16:00) | 9:00 | CRC (16:00) | 9:00 | COL (16:00) | 9:00 | USA (16:00) | | CAN (20:00) | |
| | 10:30 | DOM (20:00) | 10:30 | CUB (18:00) | 10:30 | | 10:30 | | | ARG (18:00) | |
| | 14:00 | PUR vs VEN | | | | | | | | | |
| | 16:00 | COL vs MEX | | | | | | | | | |
| | 18:00 | CUB vs ARG | | | | | | | | | |
| 20:00 | DOM vs CAN | | | | | | 14:00 | TTO vs PER | | | |
| | | | | | | | 16:00 | CRC vs USA | | | |
| 06-jul-16 | 7:30 | CUB (14:00) | 7:30 | TTO (14:00) | 7:30 | PER (14:00) | 7:30 | CRC (14:00) | | | |
| | 9:00 | CAN (16:00) | 9:00 | COL (16:00) | 9:00 | MEX (16:00) | 9:00 | VEN (16:00) | | | |
| | 10:30 | PUR (20:00) | 10:30 | ARG (18:00) | 10:30 | DOM (20:00) | 10:30 | USA (18:00) | | | |
| | 14:00 | CUB vs PER | | | | | | | | | |
| | 16:00 | MEX vs CAN | | | | | 14:00 | TTO vs CRC | | | |
| | 18:00 | ARG vs USA | | | | | 16:00 | VEN vs COL | | CUB | |
| | 20:00 | DOM vs PUR | | | | | | | | | |
| 07-jul-16 | 7:30 | 2A | 8:00 | 2B | 7:30 | 4B | 8:00 | 5B | | | |
| | 9:00 | 1B | 9:30 | 3A | 9:00 | 4A | 9:30 | 6A | | | |
| | 10:30 | 1A | 11:00 | 3B | 10:30 | 5A | 11:00 | 6B | | | |
| | 12:00 | | | | | | | | | | |
| | | | | | | | | | | | |
| 08-jul-16 | 7:30 | 4th A (16:00) | 7:30 | 6th A (14:00) | 7:30 | 5th B (16:00) | 7:30 | 6th B (14:00) | | | |
| | 9:00 | 2nd B (18:00) | 9:00 | 4th B (16:00) | 9:00 | 3rd A (18:00) | 9:00 | 5th A (16:00) | | | |
| | 10:30 | 2nd A (20:00) | 10:30 | | 10:30 | 3rd B (20:00) | 10:30 | | | | |
| | 12:00 | 1st B | | | | | | | | | |
| | 13:30 | 1stA | | | | | | | | | |
| | 16:00 | 4th A vs 5th B | | | | | | 14:00 | 6th A vs 6th B | | |
| 18:00 | 2nd B vs 3rd A | | | | | | 16:00 | 4th B vs 5th A | | | |
| 20:00 | 2nd A vs 3rd B | | | | | | | | | | |
| 09-jul-16 | 7:30 | Winner of M33 (16:00) | 7:30 | Loser of M34* (or M35) (14:00) | 7:30 | Loser 35* (or M34) (16:00) | 7:30 | Winner of M32 (14:00) | | | |
| | 9:00 | 1st B (18:00) | 9:00 | Loser of M32 (16:00) | 9:00 | Winner of 34* (or M35) (18:00) | 9:00 | Winner of M33 (16:00) | | | |
| | 10:30 | 1st A (20:00) | 10:30 | | 10:30 | Winner of 35* (or M34) (20:00) | 10:30 | | | | |
| | 16:00 | Winner of M33 vs Loser of M35* (or M34) | | | | | | 14:00 | Winner of M32 vs Loser of M34* (or M35) | | |
| | 18:00 | 1st B vs Winner of 34* (or M35) | | | | | | 16:00 | LOSER M32 vs LOSER M 33 | | |
| 20:00 | 1st A vs Winner of 35* (or M34) | | | | | | | | | | |
| 10-jul-16 | 8:00 | Loser of M39 (15:00) | 7:30 | Loser of M36 (14:00) | 8:00 | Loser of M40 (15:00) | 7:30 | Loser of M37 (14:00) | | | |
| | 9:30 | Winner of M40 (17:00) | 9:00 | Winner of M36 (16:00) | 9:30 | Winner of M39 (17:00) | 9:00 | Winner of M37 (16:00) | | | |
| | 11:00 | | 10:30 | | 11:00 | | 10:30 | | | | |
| | | | | | | | | | | | |
| | 15:00 | Loser of M39 vs Loser of M40 | | | | | | 14:00 | Loser of M36 vs Loser of M37 | | |
| 17:00 | Winner of M39 vs Winner of M40 | | | | | | 16:00 | Winner of M36 vs Winner of M37 | | | |

MATCHES RESULTS

Pool A

| No | Date | Teams | Set | Result per set (points) | | | | | Total Points | Time | Spectators |
|----|------------|-----------|-----|-------------------------|-------|-------|-------|---|--------------|------|------------|
| | | | | 1 | 2 | 3 | 4 | 5 | | | |
| 1 | 2016-07-02 | CAN - COL | 3-1 | 25-21 | 18-25 | 25-16 | 25-21 | | 93-83 | 2:07 | 150 |
| 5 | 2016-07-02 | PUR - MEX | 3-0 | 25-19 | 25-19 | 25-23 | | | 75-61 | 1:15 | 2500 |
| 6 | 2016-07-02 | DOM - VEN | 3-0 | 25-16 | 25-11 | 25-16 | | | 75-43 | 1:04 | 3000 |
| 7 | 2016-07-03 | COL - PUR | 0-3 | 18-25 | 17-25 | 15-25 | | | 50-75 | 1:06 | 100 |
| 9 | 2016-07-03 | VEN - CAN | 1-3 | 25-22 | 20-25 | 29-31 | 21-25 | | 95-103 | 2:03 | 300 |
| 12 | 2016-07-03 | DOM - MEX | 3-0 | 25-17 | 25-15 | 25-19 | | | 75-51 | 1:16 | 4000 |
| 13 | 2016-07-04 | MEX - VEN | 0-3 | 17-25 | 20-25 | 20-25 | | | 57-75 | 1:14 | 305 |
| 15 | 2016-07-04 | CAN - PUR | 0-3 | 19-25 | 17-25 | 19-25 | | | 55-75 | 1:19 | 300 |
| 18 | 2016-07-04 | DOM - COL | 3-1 | 25-13 | 17-25 | 25-18 | 25-18 | | 92-74 | 1:47 | 4000 |
| 19 | 2016-07-05 | PUR - VEN | | | | | | | | | |
| 21 | 2016-07-05 | COL - MEX | | | | | | | | | |
| 24 | 2016-07-05 | DOM - CAN | | | | | | | | | |
| 27 | 2016-07-06 | MEX - CAN | | | | | | | | | |
| 28 | 2016-07-06 | VEN - COL | | | | | | | | | |
| 30 | 2016-07-06 | DOM - PUR | | | | | | | | | |

Pool B

| No | Date | Teams | Set | Result per set (points) | | | | | Total Points | Time | Spectators |
|----|------------|-----------|-----|-------------------------|-------|-------|-------|-------|--------------|------|------------|
| | | | | 1 | 2 | 3 | 4 | 5 | | | |
| 2 | 2016-07-02 | ARG - CRC | 3-0 | 25-10 | 25-17 | 25-15 | | | 75-42 | 1:11 | 100 |
| 3 | 2016-07-02 | CUB - TRI | 3-0 | 25-20 | 25-14 | 25-19 | | | 75-53 | 1:10 | 100 |
| 4 | 2016-07-02 | USA - PER | 3-0 | 25-20 | 25-19 | 27-25 | | | 77-64 | 1:23 | 500 |
| 8 | 2016-07-03 | CRC - CUB | 0-3 | 9-25 | 8-25 | 18-25 | | | 35-75 | 1:02 | 100 |
| 10 | 2016-07-03 | TRI - USA | 0-3 | 11-25 | 13-25 | 19-25 | | | 43-75 | 1:03 | 101 |
| 11 | 2016-07-03 | PER - ARG | 3-2 | 25-16 | 25-19 | 24-26 | 20-25 | 15-11 | 109-97 | 2:10 | 2000 |
| 14 | 2016-07-04 | CRC - PER | 0-3 | 10-25 | 15-25 | 19-25 | | | 44-75 | 1:13 | 100 |
| 16 | 2016-07-04 | ARG - TRI | 3-0 | 25-15 | 25-12 | 25-18 | | | 75-45 | 1:02 | 250 |
| 17 | 2016-07-04 | USA - CUB | 3-2 | 19-25 | 25-20 | 18-25 | 25-15 | 15-7 | 102-92 | 2:01 | 1400 |
| 20 | 2016-07-05 | TRI - PER | | | | | | | | | |
| 22 | 2016-07-05 | CRC - USA | | | | | | | | | |
| 23 | 2016-07-05 | CUB - ARG | | | | | | | | | |
| 25 | 2016-07-06 | CUB - PER | | | | | | | | | |
| 26 | 2016-07-06 | TRI - CRC | | | | | | | | | |
| 29 | 2016-07-06 | ARG - USA | | | | | | | | | |

TEAM RANKING

Pool A

| Rk | Code | Team | Matches | | | Pts | Results details | | | | | | | Sets | | | Points | | |
|----|------|--------------------|---------|---|---|-----|-----------------|-----|-----|-----|-----|-----|---|------|-------|-----|--------|-------|--|
| | | | W | L | T | | 3-0 | 3-1 | 3-2 | 2-3 | 1-3 | 0-3 | W | L | Ratio | W | L | Ratio | |
| 1 | PUR | Puerto Rico | 3 | 0 | 3 | 15 | 3 | 0 | 0 | 0 | 0 | 0 | 9 | 0 | MAX | 225 | 166 | 1.355 | |
| 2 | DOM | Dominican Republic | 3 | 0 | 3 | 14 | 2 | 1 | 0 | 0 | 0 | 0 | 9 | 1 | 9.000 | 242 | 168 | 1.440 | |
| 3 | CAN | Canada | 2 | 1 | 3 | 8 | 0 | 2 | 0 | 0 | 0 | 1 | 6 | 5 | 1.200 | 251 | 253 | 0.992 | |
| 4 | VEN | Venezuela | 1 | 2 | 3 | 6 | 1 | 0 | 0 | 0 | 1 | 1 | 4 | 6 | 0.666 | 213 | 235 | 0.906 | |
| 5 | COL | Colombia | 0 | 3 | 3 | 2 | 0 | 0 | 0 | 0 | 2 | 1 | 2 | 9 | 0.222 | 207 | 260 | 0.796 | |
| 6 | MEX | Mexico | 0 | 3 | 3 | 0 | 0 | 0 | 0 | 0 | 0 | 3 | 0 | 9 | 0.000 | 169 | 225 | 0.751 | |

Pool B

| Rk | Code | Team | Matches | | | | Pts | Results details | | | | | | Sets | | | Points | | |
|----|------|---------------------|---------|---|---|----|-----|-----------------|-----|-----|-----|-----|-----|------|-------|-------|--------|-------|-------|
| | | | W | L | T | | | 3-0 | 3-1 | 3-2 | 2-3 | 1-3 | 0-3 | W | L | Ratio | W | L | Ratio |
| 1 | USA | USA | 3 | 0 | 3 | 13 | 2 | 0 | 1 | 0 | 0 | 0 | 9 | 2 | 4.500 | 254 | 199 | 1.276 | |
| 2 | CUB | Cuba | 2 | 1 | 3 | 12 | 2 | 0 | 0 | 1 | 0 | 0 | 8 | 3 | 2.666 | 242 | 190 | 1.273 | |
| 3 | ARG | Argentina | 2 | 1 | 3 | 12 | 2 | 0 | 0 | 1 | 0 | 0 | 8 | 3 | 2.666 | 247 | 196 | 1.260 | |
| 4 | PER | Peru | 2 | 1 | 3 | 8 | 1 | 0 | 1 | 0 | 0 | 1 | 6 | 5 | 1.200 | 248 | 218 | 1.137 | |
| 5 | TRI | Trinidad and Tobago | 0 | 3 | 3 | 0 | 0 | 0 | 0 | 0 | 0 | 3 | 0 | 9 | 0.000 | 141 | 225 | 0.626 | |
| 6 | CRC | Costa Rica | 0 | 3 | 3 | 0 | 0 | 0 | 0 | 0 | 0 | 3 | 0 | 9 | 0.000 | 121 | 225 | 0.537 | |



P-2 VOLLEYBALL • Match result



Women's Pan American Cup 2016
Pool A

Match: 13 **Date:** 04/07/2016 **Spectators:** 305
City: Santo Domingo
Hall: Palacio de Voleibol
Match duration: **Start:** 14:30 **End:** 15:50 **Total:** 1:20

| Teams | Sets | 1 | 2 | 3 | 4 | 5 | Total |
|---------------------|----------|------|------|------|---|---|-------|
| MEX | 0 | 17 | 20 | 20 | | | 57 |
| VEN | 3 | 25 | 25 | 25 | | | 75 |
| Set duration | | 0:22 | 0:25 | 0:27 | | | 1:14 |

Referees: RAMIREZ, Yury (DOM) & PEREZ, Lourdes (CUB)

| MEX • Mexico | | 1 | 2 | 3 | 4 | 5 | Pts |
|--------------|------------------------------|---|---|---|---|---|-----|
| 2 | L Lopez Robles Lizette (L) | | L | L | L | | |
| 3 | Resendiz Lopez Claudia (S) | ■ | ■ | ■ | | | 1 |
| 4 | Garcia Chavez Kathya (WS) | □ | ■ | | | | 1 |
| 5 | Rangel Andrea (WS) | ■ | ■ | ■ | | | 12 |
| 7 | Candelas Bibiana (MB) | ■ | ■ | ■ | | | 6 |
| 8 | Carranza Dulce (OP) | ■ | ■ | | | | 4 |
| 11 | Chavez Gabriela (WS) | □ | | | | | |
| 12 | Bañuelos Fernanda (WS) | ■ | | ■ | | | 3 |
| 13 | Moreno Hernandez Monica (MB) | | | | ■ | | 1 |
| 17 | Flores Gamez Karina (MB) | ■ | ■ | ■ | | | 9 |
| 18 | Mireles Valdez Karla (WS) | | | | | | |
| 23 | López Gil Deyanira (S) | | | | | □ | |

Coach: NARANJO PONCE, Ricar (MEX)
Assistant: TORRES GARCIA, Claud (MEX)

| VEN • Venezuela | | 1 | 2 | 3 | 4 | 5 | Pts |
|-----------------|------------------------------------|---|---|---|---|---|-----|
| 2 | Delfines Melendez Luz Maguy (OP) | ■ | ■ | ■ | | | 11 |
| 4 | Medina Chacoa Winderlys Gisel (WS) | □ | | | | | |
| 5 | Franchesco Machado Genesis (S) | ■ | ■ | ■ | | | 3 |
| 6 | L Valero Balaguer Maria (L) | L | L | L | | | |
| 7 | Bidean Sharlin (MB) | ■ | ■ | ■ | | | 6 |
| 8 | Morillo Chirinos Leyna (WS) | | | □ | | | |
| 10 | Glod Desiree (WS) | ■ | ■ | ■ | | | 11 |
| 11 | Serrano Meriyen (OP) | | | | | | |
| 12 | Quijada Teran Gheraldine (S) | □ | | □ | | | |
| 14 | Blanco Iriarte Aleoscar (MB) | ■ | ■ | ■ | | | 6 |
| 16 | Colmenares Angerlis (WS) | □ | □ | □ | | | 1 |
| 17 | Acosta Alvarado Roslandy (WS) | ■ | ■ | ■ | | | 20 |

Coach: NIETO IVAN (VEN)
Assistant: GUTIERREZ ROMAN (VEN)

TEAMS AND PLAYERS PERFORMANCES

| Won Pts | Total Atts | No Name |
|-----------|------------|-----------------------------|
| 24 | 90 | Total Team |
| 10 | 26 | 5 Rangel Andrea (WS) |
| 5 | 17 | 7 Candelas Bibiana (MB) |
| 8 | 32 | Total Team |
| 5 | 9 | 17 Flores Gamez Karina (MB) |
| 1 | 2 | 7 Candelas Bibiana (MB) |
| 5 | 58 | Total Team |
| 2 | 11 | 5 Rangel Andrea (WS) |
| 2 | 9 | 17 Flores Gamez Karina (MB) |
| 20 | | Total Team |
| 57 | 180 | Total Team |

| | | |
|----|----|----------------------|
| 12 | 40 | 5 Rangel Andrea (WS) |
|----|----|----------------------|

| Excellent | Total Atts | No Name |
|-----------|------------|------------------------------|
| 12 | 84 | Total Team |
| 6 | 21 | 2 Lopez Robles Lizette (L) |
| 2 | 13 | 5 Rangel Andrea (WS) |
| 7 | 89 | Total Team |
| 7 | 69 | 3 Resendiz Lopez Claudia (S) |
| 18 | 63 | Total Team |
| 8 | 28 | 5 Rangel Andrea (WS) |
| 3 | 16 | 2 Lopez Robles Lizette (L) |

| Scoring Skills |
|-------------------|
| Spike |
| Block |
| Serve |
| Opp. error |
| Total |

| |
|--------------------|
| Best Scorer |
|--------------------|

| Non scoring Skills |
|--------------------|
| Dig |
| Set |
| Reception |
| Success - Faults |
| # Attempts |

| Won Pts | Total Atts | No Name |
|-----------|------------|---------------------------------|
| 42 | 80 | Total Team |
| 18 | 30 | 17 Acosta Alvarado Roslandy |
| 10 | 22 | 10 Glod Desiree (WS) |
| 9 | 46 | Total Team |
| 3 | 14 | 7 Bidean Sharlin (MB) |
| 2 | 9 | 14 Blanco Iriarte Aleoscar (MB) |
| 7 | 74 | Total Team |
| 3 | 11 | 2 Delfines Melendez Luz |
| 1 | 16 | 17 Acosta Alvarado Roslandy |
| 17 | | Total Team |
| 75 | 200 | Total Team |

| | | |
|----|----|-----------------------------|
| 20 | 48 | 17 Acosta Alvarado Roslandy |
|----|----|-----------------------------|

| Excellent | Total Atts | No Name |
|-----------|------------|-----------------------------|
| 12 | 70 | Total Team |
| 4 | 13 | 6 Valero Balaguer Maria (L) |
| 4 | 17 | 17 Acosta Alvarado Roslandy |
| 2 | 74 | Total Team |
| 2 | 44 | 5 Franchesco Machado |
| 15 | 51 | Total Team |
| 4 | 13 | 6 Valero Balaguer Maria (L) |
| 8 | 20 | 10 Glod Desiree (WS) |

■ Starting line-up Pts = Points scored [nn] = Captain
□ Substitute Atts = Attempts L = Libero
Opp = Opponent





P-2 VOLLEYBALL • Match result



Women's Pan American Cup 2016
Pool B

Match: 14 **Date:** 04/07/2016 **Spectators:** 100
City: Santo Domingo
Hall: Club San Carlos
Match duration: **Start:** 14:00 **End:** 15:19 **Total:** 1:19

| Teams | Sets | 1 | 2 | 3 | 4 | 5 | Total |
|---------------------|----------|------|------|------|---|---|-------|
| CRC | 0 | 10 | 15 | 19 | | | 44 |
| PER | 3 | 25 | 25 | 25 | | | 75 |
| Set duration | | 0:23 | 0:26 | 0:24 | | | 1:13 |

Referees: DURAN, Maria Carmen (MEX) & ROA, PEDRO (VEN)

| CRC • Costa Rica | | 1 | 2 | 3 | 4 | 5 | Pts |
|------------------|------------------------------------|-------------------------------------|-------------------------------------|-------------------------------------|---|---|-----|
| 2 | Picado Vargas Monica (S) | <input type="checkbox"/> | <input checked="" type="checkbox"/> | <input type="checkbox"/> | | | |
| 3 | L Murillo Chaves Viviana (L) | L | L | L | | | |
| 5 | Rodriguez Chavarria Melissa (MB) | <input type="checkbox"/> | <input type="checkbox"/> | | | | 1 |
| 6 | Gonzalez Alfaro Yuliana (S) | <input checked="" type="checkbox"/> | <input type="checkbox"/> | <input type="checkbox"/> | | | |
| 9 | Solis Rojas Adriana (WS) | <input checked="" type="checkbox"/> | <input checked="" type="checkbox"/> | <input checked="" type="checkbox"/> | | | |
| 10 | Ramirez Vargas Paola (WS) | <input checked="" type="checkbox"/> | <input checked="" type="checkbox"/> | <input checked="" type="checkbox"/> | | | 5 |
| 11 | Vargas Quiros Daniela (MB) | <input checked="" type="checkbox"/> | <input checked="" type="checkbox"/> | <input checked="" type="checkbox"/> | | | 3 |
| 12 | Sayles Marin Tatiana (OP) | <input checked="" type="checkbox"/> | <input checked="" type="checkbox"/> | <input checked="" type="checkbox"/> | | | 6 |
| 14 | Fonseca Avila Irene (S) | <input checked="" type="checkbox"/> | <input type="checkbox"/> | <input checked="" type="checkbox"/> | | | 2 |
| 16 | Hines Cuza Mijal (WS) | <input checked="" type="checkbox"/> | <input type="checkbox"/> | <input checked="" type="checkbox"/> | | | 6 |
| 17 | Alfaro Bolaños Maria Fernanda (MB) | | | <input type="checkbox"/> | | | 1 |
| 21 | Castro Marin Monica (WS) | <input checked="" type="checkbox"/> | <input type="checkbox"/> | <input type="checkbox"/> | | | 2 |

Coach: BRAULIO GODINEZ BLAN
Assistant: MARCO PALMA CABEZAS

| PER • Peru | | 1 | 2 | 3 | 4 | 5 | Pts |
|------------|-----------------------------|-------------------------------------|-------------------------------------|-------------------------------------|-------------------------------------|---|-----|
| 2 | Uribe Mirtha (MB) | | | | | | |
| 3 | Rueda Carla (WS) | <input checked="" type="checkbox"/> | <input checked="" type="checkbox"/> | <input checked="" type="checkbox"/> | | | 6 |
| 4 | Machado Alexandra (MB) | | <input checked="" type="checkbox"/> | | | | 1 |
| 5 | L Palacios Vanessa (L) | L | L | L | | | |
| 6 | Muñoz Alexandra (S) | <input checked="" type="checkbox"/> | <input checked="" type="checkbox"/> | <input checked="" type="checkbox"/> | | | 2 |
| 8 | Frias Maguilaura (OP) | <input checked="" type="checkbox"/> | <input checked="" type="checkbox"/> | <input checked="" type="checkbox"/> | | | 11 |
| 9 | Regalado Katherine (OP) | <input type="checkbox"/> | <input checked="" type="checkbox"/> | <input checked="" type="checkbox"/> | | | 10 |
| 11 | Yllescas Clarivett (MB) | <input checked="" type="checkbox"/> | <input checked="" type="checkbox"/> | <input checked="" type="checkbox"/> | | | 4 |
| 12 | Leyva Angela (WS) | | | | | | |
| 13 | Almeida Chavez Shiamara (S) | | | | <input checked="" type="checkbox"/> | | 1 |
| 14 | Urrutia Andrea (MB) | <input checked="" type="checkbox"/> | | <input checked="" type="checkbox"/> | | | 5 |
| 15 | L Palma Hilary (L) | | L | | | | |
| 16 | Patiño Mirian (WS) | | | | | | |
| 18 | Gomez Coraima (WS) | <input checked="" type="checkbox"/> | | <input type="checkbox"/> | | | 3 |

Coach: MAURO MARASCIULO (BRA)
Assistant: WALTER LUNG (PER)

TEAMS AND PLAYERS PERFORMANCES

| Won Pts | Total Atts | No Name |
|-----------|------------|-------------------------------|
| 18 | 86 | Total Team |
| 4 | 19 | 12 Sayles Marin Tatiana (OP) |
| 4 | 15 | 16 Hines Cuza Mijal (WS) |
| 5 | 46 | Total Team |
| 2 | 7 | 10 Ramirez Vargas Paola (WS) |
| 2 | 3 | 16 Hines Cuza Mijal (WS) |
| 3 | 46 | Total Team |
| 2 | 5 | 12 Sayles Marin Tatiana (OP) |
| 1 | 6 | 11 Vargas Quiros Daniela (MB) |
| 18 | | Total Team |
| 44 | 178 | Total Team |

| | | |
|---|----|------------------------------|
| 6 | 31 | 12 Sayles Marin Tatiana (OP) |
|---|----|------------------------------|

| Excellent | Total Atts | No Name |
|-----------|------------|-------------------------------|
| 11 | 69 | Total Team |
| 4 | 14 | 10 Ramirez Vargas Paola (WS) |
| 3 | 6 | 6 Gonzalez Alfaro Yuliana (S) |
| 6 | 79 | Total Team |
| 6 | 43 | 14 Fonseca Avila Irene (S) |
| 15 | 64 | Total Team |
| 6 | 21 | 3 Murillo Chaves Viviana (L) |

| Scoring Skills |
|-------------------|
| Spike |
| Block |
| Serve |
| Opp. error |
| Total |

| Best Scorer |
|-------------|
| 11 |

| Non scoring Skills |
|--------------------|
| Dig |
| Set |
| Reception |
| Success - Faults |
| # Attempts |

| Won Pts | Total Atts | No Name |
|-----------|------------|---------------------------|
| 34 | 95 | Total Team |
| 10 | 20 | 9 Regalado Katherine (OP) |
| 7 | 21 | 8 Frias Maguilaura (OP) |
| 3 | 22 | Total Team |
| 2 | 4 | 8 Frias Maguilaura (OP) |
| 1 | 7 | 14 Urrutia Andrea (MB) |
| 6 | 73 | Total Team |
| 2 | 18 | 8 Frias Maguilaura (OP) |
| 2 | 13 | 6 Muñoz Alexandra (S) |
| 32 | | Total Team |
| 75 | 190 | Total Team |

| | | |
|----|----|-------------------------|
| 11 | 43 | 8 Frias Maguilaura (OP) |
|----|----|-------------------------|

| Excellent | Total Atts | No Name |
|-----------|------------|-------------------------|
| 26 | 88 | Total Team |
| 7 | 23 | 5 Palacios Vanessa (L) |
| 5 | 7 | 3 Rueda Carla (WS) |
| 11 | 80 | Total Team |
| 8 | 44 | 6 Muñoz Alexandra (S) |
| 7 | 35 | Total Team |
| 4 | 12 | 8 Frias Maguilaura (OP) |
| 1 | 9 | 3 Rueda Carla (WS) |

■ Starting line-up Pts = Points scored [nn] = Captain
 Substitute Atts = Attempts L = Libero
 Opp = Opponent





P-2 VOLLEYBALL • Match result



Women's Pan American Cup 2016
Pool A

Match: 15 **Date:** 04/07/2016 **Spectators:** 300
City: Santo Domingo
Hall: Palacio de Voleibol
Match duration: Start: 16:20 End: 17:45 Total: 1:25

| Teams | Sets | 1 | 2 | 3 | 4 | 5 | Total |
|---------------------|----------|------|------|------|---|---|-------|
| CAN | 0 | 19 | 17 | 19 | | | 55 |
| PUR | 3 | 25 | 25 | 25 | | | 75 |
| Set duration | | 0:25 | 0:25 | 0:29 | | | 1:19 |

Referees: CASADO, Nicolas (ARG) & GALINDO, Misael (COL)

| CAN • Canada | | 1 | 2 | 3 | 4 | 5 | Pts |
|--------------|--------------------------|---|---|---|---|---|-----|
| 1 | L Niles Jessica (L) | | | | | | |
| 2 | Brisebois Danielle (WS) | ■ | ■ | | | | 6 |
| 3 | Nadeau Marie-Sophie (WS) | | □ | ■ | | | 2 |
| 4 | Reesor Michaela (WS) | ■ | ■ | □ | | | 8 |
| 5 | Smith Danielle (S) | ■ | ■ | ■ | | | 1 |
| 7 | Dormann Alina (OP) | | | | □ | | |
| 8 | Ogoms Alicia (MB) | | □ | | | | |
| 11 | L McKay Alison (L) | L | L | L | | | |
| 12 | Cross Jennifer (MB) | ■ | ■ | ■ | | | 6 |
| 13 | Charuk Lucille (MB) | | | | | | |
| 16 | Joseph Shainah (OP) | ■ | ■ | ■ | | | 13 |
| 19 | Bélanger Marie-Alex (WS) | | | □ | ■ | | 3 |
| 20 | Perrin Alicia (MB) | ■ | ■ | ■ | | | 5 |
| 22 | Cyr Megan (S) | | | | | | |

Coach: Arnd Ludwig
Assistant: Ryan Ratuszniak

| PUR • Puerto Rico | | 1 | 2 | 3 | 4 | 5 | Pts |
|-------------------|----------------------------|---|---|---|---|---|-----|
| 1 | L Seilhamer Debora (L) | | L | L | | | |
| 2 | L Venegas Shara (L) | | L | L | | | |
| 3 | Mojica Vilmarie (S) | ■ | ■ | □ | | | 3 |
| 6 | Rosa Yarimar (WS) | | □ | □ | | | 5 |
| 7 | Enright Stephanie (WS) | ■ | ■ | | | | 10 |
| 9 | Cruz Aurea (WS) | ■ | ■ | ■ | | | 8 |
| 10 | Reyes Diana (MB) | | | | | | |
| 11 | Ocasio Karina (OP) | ■ | ■ | ■ | | | 12 |
| 13 | Ferrer Shirley (OP) | □ | □ | | | | 1 |
| 14 | Valentin Natalia (S) | □ | □ | ■ | | | 1 |
| 15 | Santana Daly (WS) | □ | | ■ | | | 5 |
| 16 | Oquendo Alexandra (MB) | ■ | ■ | ■ | | | 5 |
| 18 | Morales Lynda (MB) | ■ | ■ | ■ | | | 9 |
| 19 | Prieto Cerame Paulina (OP) | | | | □ | | 1 |

Coach: Juan Carlos Nunez (PUR)
Assistant: Xiomara Molero (PUR)

TEAMS AND PLAYERS PERFORMANCES

| Won Pts | Total Atts | No Name | Scoring Skills | Won Pts | Total Atts | No Name |
|-----------|------------|------------------------|-------------------|-----------|------------|--------------------------|
| 38 | 115 | Total Team | | 46 | 102 | Total Team |
| 11 | 32 | 16 Joseph Shainah (OP) | Spike | 11 | 23 | 11 Ocasio Karina (OP) |
| 8 | 22 | 4 Reesor Michaela (WS) | | 8 | 16 | 9 Cruz Aurea (WS) |
| 4 | 33 | Total Team | Block | 6 | 54 | Total Team |
| 3 | 10 | 12 Cross Jennifer (MB) | | 1 | 11 | 11 Ocasio Karina (OP) |
| 1 | 6 | 16 Joseph Shainah (OP) | | 1 | 3 | 6 Rosa Yarimar (WS) |
| 2 | 56 | Total Team | Serve | 8 | 74 | Total Team |
| 1 | 8 | 16 Joseph Shainah (OP) | | 4 | 14 | 7 Enright Stephanie (WS) |
| 1 | 10 | 20 Perrin Alicia (MB) | | 1 | 6 | 15 Santana Daly (WS) |
| 11 | | Total Team | Opp. error | 15 | | Total Team |
| 55 | 204 | Total Team | Total | 75 | 230 | Total Team |

| | | | | | | |
|----|----|------------------------|--------------------|----|----|-----------------------|
| 13 | 46 | 16 Joseph Shainah (OP) | Best Scorer | 12 | 41 | 11 Ocasio Karina (OP) |
|----|----|------------------------|--------------------|----|----|-----------------------|

| Excellent | Total Atts | No Name | Non scoring Skills | Excellent | Total Atts | No Name |
|-----------|------------|-----------------------|-------------------------|-----------|------------|--------------------------|
| 14 | 84 | Total Team | | 29 | 87 | Total Team |
| 7 | 28 | 11 McKay Alison (L) | Dig | 8 | 16 | 2 Venegas Shara (L) |
| 2 | 4 | 20 Perrin Alicia (MB) | | 6 | 11 | 1 Seilhamer Debora (L) |
| 11 | 101 | Total Team | Set | 10 | 92 | Total Team |
| 11 | 77 | 5 Smith Danielle (S) | | 8 | 54 | 3 Mojica Vilmarie (S) |
| 19 | 69 | Total Team | Reception | 19 | 47 | Total Team |
| 6 | 23 | 11 McKay Alison (L) | Success - Faults | 6 | 13 | 9 Cruz Aurea (WS) |
| | | | # Attempts | 5 | 11 | 7 Enright Stephanie (WS) |

■ Starting line-up Pts = Points scored [nn] = Captain
□ Substitute Atts = Attempts L = Libero
Opp = Opponent





P-2 VOLLEYBALL • Match result



Women's Pan American Cup 2016

Pool B

Match: 16 **Date:** 04/07/2016 **Spectators:** 250
City: Santo Domingo
Hall: Club San Carlos
Match duration: Start: 16:00 End: 17:08 Total: 1:08

| Teams | Sets | 1 | 2 | 3 | 4 | 5 | Total |
|---------------------|----------|------|------|------|---|---|-------|
| ARG | 3 | 25 | 25 | 25 | | | 75 |
| TRI | 0 | 15 | 12 | 18 | | | 45 |
| Set duration | | 0:19 | 0:20 | 0:23 | | | 1:02 |

Referees: CAMERON, Andrew (CAN) & FIGUEROA, Miguel (PUR)

| ARG • Argentina | | 1 | 2 | 3 | 4 | 5 | Pts |
|-----------------|---------------------------------------|---|---|---|---|---|-----|
| 2 | Acosta Tanya (WS) | ■ | ■ | | | | 9 |
| 3 | Nizetich Paula Yamila (WS) | ■ | ■ | ■ | | | 14 |
| 5 | Fresco Lucia (OP) | ■ | ■ | ■ | | | 6 |
| 8 | Piccolo Sol (WS) | | | □ | ■ | | 3 |
| 9 | Sagardia Clarisa (S) | | | | | | |
| 10 | Sosa Emilce (MB) | ■ | ■ | ■ | | | 4 |
| 11 | Lazcano Julieta Constanza (MB) | ■ | ■ | ■ | | | 7 |
| 12 | L Rizzo Tatiana Soledad (L) | L | L | L | | | |
| 14 | Fernandez Josefina (WS) | | | | | | |
| 15 | L Fortuna Antonela (L) | | | | | L | |
| 16 | Busquets Reyes Florencia Natasha (MB) | | | | | □ | 2 |
| 18 | Castiglione Yael (S) | ■ | ■ | ■ | | | 6 |
| 19 | Martinez Franchi Morena (WS) | | | | | | |
| 20 | Castiglione Carla (OP) | | | | | | |

Coach: ORDUNA, Guillermo
Assistant: CACERES, Guillermo

| TRI • Trinidad and Tobago | | 1 | 2 | 3 | 4 | 5 | Pts |
|---------------------------|-------------------------|---|---|---|---|---|-----|
| 3 | Thompson Channon (WS) | ■ | ■ | ■ | | | 7 |
| 5 | Cruickshank Kaylon (MB) | | | | | | |
| 6 | Jack Sinead (MB) | | | □ | □ | | 3 |
| 7 | Ross Jalicia (MB) | ■ | ■ | ■ | | | 4 |
| 8 | Ramdin Darlene (WS) | ■ | ■ | ■ | | | 4 |
| 9 | Marshall Shushanna (WS) | | | | | | |
| 11 | L Olton Afesha (L) | L | L | L | | | |
| 12 | Forde Renele (S) | ■ | ■ | ■ | | | 2 |
| 13 | York Makila (OP) | | | | | | |
| 14 | Wallace Rejeanne (WS) | ■ | ■ | ■ | | | |
| 16 | Esdelle Krystle (OP) | ■ | ■ | ■ | | | 10 |
| 17 | De Four Shernice (WS) | | | | | | |

Coach: FRANCISCO CRUZ (CUB)
Assistant: IDALMIS GATO MOYA (CUB)

TEAMS AND PLAYERS PERFORMANCES

| Won Pts | Total Atts | No Name | Scoring Skills | Won Pts | Total Atts | No Name |
|-----------|------------|------------------------------|-------------------|-----------|------------|-------------------------|
| 37 | 74 | Total Team | | 21 | 69 | Total Team |
| 14 | 24 | 3 Nizetich Paula Yamila (WS) | Spike | 9 | 22 | 16 Esdelle Krystle (OP) |
| 7 | 12 | 2 Acosta Tanya (WS) | | 6 | 19 | 3 Thompson Channon (WS) |
| 5 | 24 | Total Team | Block | 5 | 31 | Total Team |
| 1 | 2 | 2 Acosta Tanya (WS) | | 3 | 5 | 6 Jack Sinead (MB) |
| 1 | 3 | 5 Fresco Lucia (OP) | | 1 | 2 | 8 Ramdin Darlene (WS) |
| 9 | 73 | Total Team | Serve | 4 | 47 | Total Team |
| 4 | 18 | 18 Castiglione Yael (S) | | 2 | 11 | 12 Forde Renele (S) |
| 1 | 5 | 8 Piccolo Sol (WS) | | 1 | 9 | 3 Thompson Channon (WS) |
| 24 | | Total Team | Opp. error | 15 | | Total Team |
| 75 | 171 | Total Team | Total | 45 | 147 | Total Team |

| | | | | | | |
|----|----|------------------------------|--------------------|----|----|-------------------------|
| 14 | 35 | 3 Nizetich Paula Yamila (WS) | Best Scorer | 10 | 32 | 16 Esdelle Krystle (OP) |
|----|----|------------------------------|--------------------|----|----|-------------------------|

| Excellent | Total Atts | No Name | Non scoring Skills | Excellent | Total Atts | No Name |
|-----------|------------|------------------------------|-------------------------|-----------|------------|-------------------------|
| 15 | 57 | Total Team | | 2 | 39 | Total Team |
| 8 | 15 | 12 Rizzo Tatiana Soledad (L) | Dig | 1 | 5 | 11 Olton Afesha (L) |
| 3 | 8 | 3 Nizetich Paula Yamila (WS) | | 1 | 7 | 3 Thompson Channon (WS) |
| 9 | 57 | Total Team | Set | 2 | 65 | Total Team |
| 9 | 52 | 18 Castiglione Yael (S) | | 2 | 52 | 12 Forde Renele (S) |
| 9 | 37 | Total Team | Reception | 17 | 64 | Total Team |
| 7 | 12 | 12 Rizzo Tatiana Soledad (L) | Success - Faults | 7 | 29 | 3 Thompson Channon (WS) |
| | | | # Attempts | | | |

■ Starting line-up Pts = Points scored [nn] = Captain
□ Substitute Atts = Attempts L = Libero
Opp = Opponent





P-2 VOLLEYBALL • Match result



Women's Pan American Cup 2016

Pool B

Match: 17 **Date:** 04/07/2016 **Spectators:** 1,400
City: Santo Domingo
Hall: Palacio de Voleibol
Match duration: Start: 18:15 End: 20:28 Total: 2:13

| Teams | Sets | 1 | 2 | 3 | 4 | 5 | Total |
|---------------------|----------|------|------|------|------|------|-------|
| USA | 3 | 19 | 25 | 18 | 25 | 15 | 102 |
| CUB | 2 | 25 | 20 | 25 | 15 | 7 | 92 |
| Set duration | | 0:24 | 0:28 | 0:28 | 0:26 | 0:15 | 2:01 |

Referees: VERA, Walter (PER) & SAMUEL, Winston (TRI)

| USA • USA | | 1 | 2 | 3 | 4 | 5 | Pts |
|-----------|--------------------------|---|---|---|---|---|-----|
| 1 | Carlini Lauren (S) | ■ | □ | □ | □ | □ | 1 |
| 3 | Hancock Micha (S) | □ | ■ | ■ | ■ | ■ | 11 |
| 4 | Courtney Megan (WS) | ■ | □ | ■ | ■ | ■ | 5 |
| 5 | Howard Brittany (WS) | □ | ■ | | | | |
| 6 | Kingdon Madison (WS) | ■ | ■ | ■ | ■ | ■ | 14 |
| 7 | Simpson Taylor (WS) | | | □ | | | |
| 10 | Holston Alexandra (OP) | □ | ■ | ■ | ■ | ■ | 16 |
| 11 | Taylor Nikki (OP) | ■ | □ | □ | □ | □ | 5 |
| 12 | Wopat Carly (MB) | ■ | ■ | | ■ | ■ | 8 |
| 13 | Alhassan Rhamat (MB) | ■ | ■ | ■ | ■ | ■ | 15 |
| 14 | Payne Kelsie (MB) | | □ | ■ | | | 2 |
| 22 L | Wong-Orantes Justine (L) | L | L | L | L | L | |

Coach: Fisher, Daniel (USA)
Assistant: Olmstead, Heather (USA)

| CUB • Cuba | | 1 | 2 | 3 | 4 | 5 | Pts |
|------------|---------------------------------------|---|---|---|---|---|-----|
| 1 | Palma Rodriguez Dalila (S) | | □ | □ | □ | | |
| 2 | Gracia Gonzalez Regla Rainierys (WS) | ■ | ■ | ■ | ■ | ■ | 11 |
| 3 | Rojas Orta Alena (MB) | | | | | | |
| 5 | Hernandez Santas Yamila (S) | ■ | ■ | ■ | ■ | ■ | 5 |
| 6 | Lescay Cajigal Daimara (MB) | ■ | ■ | ■ | ■ | ■ | 6 |
| 10 L | Borrell Cruz Emily (L) | L | L | L | L | L | |
| 14 | Sanchez Savon Dayami (WS) | | □ | | □ | | |
| 16 | Diaz Cairo Yelennis (MB) | | | | | | |
| 17 | Casanova Alvarez Heidy (MB) | ■ | ■ | ■ | ■ | ■ | 6 |
| 18 | Matienzo Linares Sulian Caridad (WS) | ■ | ■ | ■ | ■ | ■ | 15 |
| 19 | Alvarez Hernandez Jennifer Yanet (WS) | | | | | | |
| 20 | Rodriguez Lopez Heidy Margarita (OP) | ■ | ■ | ■ | ■ | ■ | 17 |

Coach: ROBERTO GARCIA GARC (CUB)
Assistant: LUIS G OVIEDO BONILL (CUB)

TEAMS AND PLAYERS PERFORMANCES

| Won Pts | Total Atts | No Name | Scoring Skills | Won Pts | Total Atts | No Name |
|------------|------------|-----------------------------|-------------------------|-----------|------------|----------------------------|
| 55 | 124 | Total Team | | 43 | 108 | Total Team |
| 14 | 21 | 10 Holston Alexandra (OP) | Spike | 14 | 28 | 18 Matienzo Linares Sulian |
| 13 | 29 | 6 Kingdon Madison (WS) | | 12 | 37 | 20 Rodriguez Lopez Heidy |
| 11 | 53 | Total Team | Block | 8 | 52 | Total Team |
| 3 | 14 | 13 Alhassan Rhamat (MB) | | 3 | 20 | 6 Lescay Cajigal Daimara |
| 3 | 9 | 11 Taylor Nikki (OP) | | 2 | 8 | 20 Rodriguez Lopez Heidy |
| 11 | 101 | Total Team | Serve | 9 | 93 | Total Team |
| 9 | 33 | 3 Hancock Micha (S) | | 4 | 24 | 5 Hernandez Santas Yamila |
| 1 | 8 | 1 Carlini Lauren (S) | | 3 | 16 | 20 Rodriguez Lopez Heidy |
| 25 | | Total Team | Opp. error | 32 | | Total Team |
| 102 | 278 | Total Team | Total | 92 | 253 | Total Team |
| | | | Best Scorer | 17 | 61 | 20 Rodriguez Lopez Heidy |
| 16 | 33 | 10 Holston Alexandra (OP) | | | | |
| Excellent | Total Atts | No Name | Non scoring Skills | Excellent | Total Atts | No Name |
| 21 | 82 | Total Team | | 21 | 104 | Total Team |
| 10 | 18 | 22 Wong-Orantes Justine (L) | Dig | 11 | 27 | 10 Borrell Cruz Emily (L) |
| 6 | 11 | 4 Courtney Megan (WS) | | 4 | 14 | 18 Matienzo Linares Sulian |
| 12 | 122 | Total Team | Set | 4 | 111 | Total Team |
| 9 | 67 | 3 Hancock Micha (S) | | 4 | 78 | 5 Hernandez Santas Yamila |
| 22 | 82 | Total Team | Reception | 16 | 83 | Total Team |
| 9 | 23 | 22 Wong-Orantes Justine (L) | <u>Success - Faults</u> | 10 | 30 | 10 Borrell Cruz Emily (L) |
| 6 | 23 | 4 Courtney Megan (WS) | <u># Attempts</u> | 3 | 20 | 2 Gracia Gonzalez Regla |

■ Starting line-up Pts = Points scored [nn] = Captain
□ Substitute Atts = Attempts L = Libero
Opp = Opponent





P-2 VOLLEYBALL • Match result



Women's Pan American Cup 2016
Pool A

Match: 18 **Date:** 04/07/2016 **Spectators:** 4,000
City: Santo Domingo
Hall: Palacio de Voleibol
Match duration: **Start:** 21:00 **End:** 22:56 **Total:** 1:56

| Teams | Sets | 1 | 2 | 3 | 4 | 5 | Total |
|---------------------|----------|------|------|------|------|---|-------|
| DOM | 3 | 25 | 17 | 25 | 25 | | 92 |
| COL | 1 | 13 | 25 | 18 | 18 | | 74 |
| Set duration | | 0:24 | 0:27 | 0:27 | 0:29 | | 1:47 |

Referees: VILLALOBOS, tatiana (CRC) & GALE, Michael (USA)

| DOM • Dominican Republic | | 1 | 2 | 3 | 4 | 5 | Pts |
|--------------------------|----------------------------------|---|---|---|---|---|-----|
| 1 | Vargas Valdez Annerys (MB) | ■ | ■ | ■ | ■ | | 10 |
| 2 | L Fernandez Perez Winifer (L) | | | | | | |
| 3 | Eve Mejia Lisvel (WS) | ■ | ■ | ■ | ■ | | 11 |
| 4 | Fersola Norberto Marianne (MB) | | | | | | |
| 5 | L Castillo Brenda (L) | L | L | L | L | | |
| 6 | Dominguez Martinez Camil (S) | | □ | | | | |
| 7 | Marte Frica Niverka (S) | ■ | ■ | ■ | ■ | | 3 |
| 14 | Rivera Brens Prisilla (WS) | | ■ | | | | 2 |
| 16 | Peña Isabel Yonkaira Paola (WS) | | □ | | | | |
| 17 | Mambro Casilla Gina Alt. (OP) | ■ | ■ | ■ | ■ | | 19 |
| 18 | De La Cruz De Peña Bethania (WS) | ■ | | ■ | ■ | | 6 |
| 19 | Binet Stephens Ana Yorkira (WS) | □ | □ | | □ | | 1 |
| 20 | Martinez Brayelin (WS) | ■ | ■ | ■ | ■ | | 16 |
| 21 | Martinez Jineiry (MB) | | | | | | |

Coach: Marcos Kwiek (BRA)
Assistant: Wagner Pacheco (BRA)

| COL • Colombia | | 1 | 2 | 3 | 4 | 5 | Pts |
|----------------|-------------------------------|---|---|---|---|---|-----|
| 1 | Caraballo Maria Paula (MB) | | | | | | |
| 2 | Soto Yeisy (MB) | | | | | | |
| 3 | Moreno Pino Kenny (OP) | ■ | ■ | ■ | ■ | | 25 |
| 4 | Segovia Dayana (WS) | ■ | ■ | ■ | ■ | | 8 |
| 6 | Zuleta Garcia Lorena (MB) | ■ | ■ | ■ | ■ | | 6 |
| 8 | Mancilla Mery Felisa (S) | | | | | | |
| 13 | L Gomez Camila (L) | L | L | L | L | | |
| 14 | Ararat Maria Fernanda (OP) | | | | | | |
| 15 | Marin Maria Alejandra (S) | ■ | ■ | ■ | ■ | | 3 |
| 16 | Rangel Melissa (MB) | ■ | ■ | ■ | ■ | | 8 |
| 18 | Alegrias Valeria (WS) | | | | | | |
| 19 | Martinez Maria Margarita (WS) | ■ | ■ | ■ | ■ | | 7 |

Coach: GUILLAUME EDUARDO
Assistant: SILVA BRYAN

TEAMS AND PLAYERS PERFORMANCES

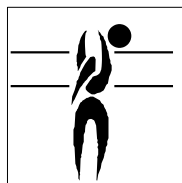
| Won Pts | Total Atts | No Name | Scoring Skills | Won Pts | Total Atts | No Name |
|-----------|------------|-----------------------------|-------------------|-----------|------------|-----------------------------|
| 49 | 119 | Total Team | | 44 | 126 | Total Team |
| 15 | 33 | 20 Martinez Brayelin (WS) | Spike | 24 | 51 | 3 Moreno Pino Kenny (OP) |
| 14 | 35 | 17 Mambro Casilla Gina Alt. | | 5 | 8 | 6 Zuleta Garcia Lorena (MB) |
| 13 | 66 | Total Team | Block | 9 | 50 | Total Team |
| 6 | 20 | 1 Vargas Valdez Annerys | | 3 | 16 | 16 Rangel Melissa (MB) |
| 3 | 12 | 3 Eve Mejia Lisvel (WS) | | 2 | 4 | 19 Martinez Maria Margarita |
| 6 | 91 | Total Team | Serve | 4 | 75 | Total Team |
| 4 | 17 | 17 Mambro Casilla Gina Alt. | | 2 | 15 | 4 Segovia Dayana (WS) |
| 1 | 22 | 3 Eve Mejia Lisvel (WS) | | 1 | 14 | 16 Rangel Melissa (MB) |
| 24 | | Total Team | Opp. error | 17 | | Total Team |
| 92 | 276 | Total Team | Total | 74 | 251 | Total Team |

| | | | | | | |
|----|----|-----------------------------|--------------------|----|----|--------------------------|
| 19 | 63 | 17 Mambro Casilla Gina Alt. | Best Scorer | 25 | 74 | 3 Moreno Pino Kenny (OP) |
|----|----|-----------------------------|--------------------|----|----|--------------------------|

| Excellent | Total Atts | No Name | Non scoring Skills | Excellent | Total Atts | No Name |
|-----------|------------|-------------------------------|--------------------|-----------|------------|------------------------------|
| 40 | 110 | Total Team | | 21 | 99 | Total Team |
| 23 | 32 | 5 Castillo Brenda (L) | Dig | 8 | 20 | 13 Gomez Camila (L) |
| 5 | 22 | 20 Martinez Brayelin (WS) | | 5 | 29 | 3 Moreno Pino Kenny (OP) |
| 9 | 119 | Total Team | Set | 3 | 123 | Total Team |
| 9 | 83 | 7 Marte Frica Niverka (S) | | 3 | 107 | 15 Marin Maria Alejandra (S) |
| 24 | 61 | Total Team | Reception | 27 | 79 | Total Team |
| 11 | 17 | 5 Castillo Brenda (L) | Success - Faults | 15 | 38 | 19 Martinez Maria Margarita |
| 3 | 13 | 14 Rivera Brens Prisilla (WS) | # Attempts | 7 | 26 | 13 Gomez Camila (L) |


■ Starting line-up Pts = Points scored [nn] = Captain
□ Substitute Atts = Attempts L = Libero
Opp = Opponent





Best Scorers

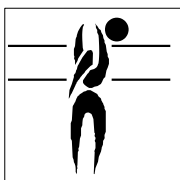
| Rk | No | Name | Team | Spike | Block | Serve | Total |
|-------------------------|----|---------------------------------------|------|--------------|------------|------------|--------------|
| 1 | 3 | Moreno Pino Kenny (OP) | COL | 51 | 3 | 1 | 55 |
| 2 | 16 | Joseph Shainah (OP) | CAN | 33 | 5 | 8 | 46 |
| 3 | 12 | Leyva Angela (WS) | PER | 42 | 2 | 1 | 45 |
| 4 | 17 | Acosta Alvarado Roslandy (WS) | VEN | 33 | 2 | 4 | 39 |
| 5 | 3 | Nizetich Paula Yamila (WS) | ARG | 33 | 1 | 4 | 38 |
| 6 | 2 | Delfines Melendez Luz Maguy (OP) | VEN | 30 | 4 | 3 | 37 |
| 7 | 2 | Brisebois Danielle (WS) | CAN | 28 | 3 | 5 | 36 |
| 8 | 17 | Mambru Casilla Gina Alt. (OP) | DOM | 26 | 2 | 6 | 34 |
| 8 | 20 | Rodriguez Lopez Heidy Margarita (OP) | CUB | 25 | 4 | 5 | 34 |
| 10 | 7 | Enright Stephanie (WS) | PUR | 20 | 6 | 7 | 33 |
| 10 | 18 | Matienzo Linares Sulian Caridad (WS) | CUB | 27 | 4 | 2 | 33 |
| 10 | 8 | Frias Maguilaura (OP) | PER | 25 | 3 | 5 | 33 |
| 13 | 11 | Ocasio Karina (OP) | PUR | 26 | 3 | 3 | 32 |
| 13 | 4 | Reesor Michaela (WS) | CAN | 26 | 3 | 3 | 32 |
| 15 | 10 | Glod Desiree (WS) | VEN | 27 | 3 | 1 | 31 |
| 15 | 3 | Rueda Carla (WS) | PER | 25 | 2 | 4 | 31 |
| 17 | 18 | De La Cruz De Peña Bethania (WS) | DOM | 20 | 1 | 9 | 30 |
| 17 | 13 | Alhassan Rhamat (MB) | USA | 19 | 9 | 2 | 30 |
| 19 | 14 | Blanco Iriarte Aleoscar (MB) | VEN | 23 | 5 | 1 | 29 |
| 19 | 5 | Fresco Lucia (OP) | ARG | 24 | 1 | 4 | 29 |
| 21 | 20 | Martinez Brayelin (WS) | DOM | 24 | 4 | 0 | 28 |
| 22 | 5 | Rangel Andrea (WS) | MEX | 24 | 0 | 2 | 26 |
| 22 | 16 | Esdelle Krystle (OP) | TRI | 21 | 3 | 2 | 26 |
| 22 | 10 | Sosa Emilce (MB) | ARG | 20 | 5 | 1 | 26 |
| 25 | 2 | Gracia Gonzalez Regla Rainierys (WS) | CUB | 22 | 0 | 3 | 25 |
| 25 | 3 | Hancock Micha (S) | USA | 3 | 2 | 20 | 25 |
| 27 | 6 | Kingdon Madison (WS) | USA | 23 | 1 | 0 | 24 |
| 27 | 10 | Holston Alexandra (OP) | USA | 21 | 3 | 0 | 24 |
| 27 | 12 | Wopat Carly (MB) | USA | 19 | 4 | 1 | 24 |
| 27 | 4 | Segovia Dayana (WS) | COL | 16 | 3 | 5 | 24 |
| 31 | 16 | Hines Cuza Mijal (WS) | CRC | 16 | 6 | 1 | 23 |
| 31 | 11 | Taylor Nikki (OP) | USA | 14 | 8 | 1 | 23 |
| 31 | 13 | Charuk Lucille (MB) | CAN | 13 | 6 | 4 | 23 |
| 34 | 7 | Candelas Bibiana (MB) | MEX | 19 | 3 | 0 | 22 |
| 34 | 3 | Eve Mejia Lisvel (WS) | DOM | 13 | 7 | 2 | 22 |
| 34 | 2 | Acosta Tanya (WS) | ARG | 17 | 1 | 4 | 22 |
| 34 | 6 | Lescay Cajigal Daimara (MB) | CUB | 9 | 10 | 3 | 22 |
| 38 | 3 | Thompson Channon (WS) | TRI | 19 | 0 | 2 | 21 |
| 38 | 12 | Bañuelos Fernanda (WS) | MEX | 14 | 3 | 4 | 21 |
| 38 | 16 | Rangel Melissa (MB) | COL | 11 | 6 | 4 | 21 |
| 41 | 10 | Ramirez Vargas Paola (WS) | CRC | 17 | 3 | 0 | 20 |
| 41 | 17 | Flores Gamez Karina (MB) | MEX | 6 | 10 | 4 | 20 |
| 41 | 11 | Lazcano Julieta Constanza (MB) | ARG | 16 | 2 | 2 | 20 |
| 44 | 1 | Vargas Valdez Annerys (MB) | DOM | 6 | 10 | 3 | 19 |
| 44 | 16 | Busquets Reyes Florencia Natasha (MB) | ARG | 9 | 7 | 3 | 19 |
| 44 | 17 | Casanova Alvarez Heidy (MB) | CUB | 9 | 5 | 5 | 19 |
| 47 | 18 | Morales Lynda (MB) | PUR | 15 | 2 | 1 | 18 |
| 47 | 12 | Cross Jennifer (MB) | CAN | 10 | 7 | 1 | 18 |
| 49 | 16 | Oquendo Alexandra (MB) | PUR | 12 | 3 | 2 | 17 |
| 49 | 2 | Uribe Mirtha (MB) | PER | 14 | 2 | 1 | 17 |
| Total tournament | | | | 1,315 | 263 | 229 | 1,807 |



Best Spikers

Limit: 15.00%

| Rk | No | Name | Team | Spikes | Faults | Shots | Total Attempts | Succ. % |
|-------------------------|----|--------------------------------------|------|--------|--------|-------|----------------|---------|
| 1 | 18 | Matienzo Linares Sulian Caridad (WS) | CUB | 27 | 8 | 17 | 52 | 51.92 |
| 2 | 7 | Enright Stephanie (WS) | PUR | 20 | 3 | 17 | 40 | 50.00 |
| 3 | 6 | Kingdon Madison (WS) | USA | 23 | 4 | 20 | 47 | 48.94 |
| 4 | 3 | Nizetich Paula Yamila (WS) | ARG | 33 | 7 | 31 | 71 | 46.48 |
| 5 | 17 | Mambro Casilla Gina Alt. (OP) | DOM | 26 | 4 | 26 | 56 | 46.43 |
| 6 | 11 | Ocasio Karina (OP) | PUR | 26 | 8 | 22 | 56 | 46.43 |
| 7 | 18 | De La Cruz De Peña Bethania (WS) | DOM | 20 | 4 | 20 | 44 | 45.45 |
| 8 | 17 | Acosta Alvarado Roslandy (WS) | VEN | 33 | 7 | 33 | 73 | 45.21 |
| 9 | 2 | Gracia Gonzalez Regla Rainierys (WS) | CUB | 22 | 4 | 23 | 49 | 44.90 |
| 10 | 12 | Leyva Angela (WS) | PER | 42 | 17 | 35 | 94 | 44.68 |
| Total Tournament | | | | 1,315 | 470 | 1,652 | 3,437 | 38.26 |




Best Blockers

| Rk | No | Name | Team | Kill Blocks | Faults | Rebounds | Total Attempts | Avg. by set |
|-------------------------|----|---------------------------------------|------|-------------|--------|----------|----------------|-------------|
| 1 | 17 | Flores Gamez Karina (MB) | MEX | 10 | 5 | 12 | 27 | 1.11 |
| 2 | 1 | Vargas Valdez Annerys (MB) | DOM | 10 | 6 | 16 | 32 | 1.00 |
| 3 | 6 | Lescay Cajigal Daimara (MB) | CUB | 10 | 10 | 19 | 39 | 0.91 |
| 4 | 13 | Alhassan Rhamat (MB) | USA | 9 | 9 | 11 | 29 | 0.82 |
| 5 | 11 | Taylor Nikki (OP) | USA | 8 | 8 | 4 | 20 | 0.73 |
| 6 | 3 | Eve Mejia Lisvel (WS) | DOM | 7 | 6 | 9 | 22 | 0.70 |
| 7 | 16 | Hines Cuza Mijal (WS) | CRC | 6 | - | 4 | 10 | 0.67 |
| 8 | 7 | Enright Stephanie (WS) | PUR | 6 | 3 | 11 | 20 | 0.67 |
| 9 | 12 | Cross Jennifer (MB) | CAN | 7 | 4 | 18 | 29 | 0.64 |
| 10 | 16 | Busquets Reyes Florencia Natasha (MB) | ARG | 7 | 7 | 5 | 19 | 0.64 |
| Total Tournament | | | | 263 | 456 | 749 | 1,468 | 4.31 |



Best Servers

| Rk | No | Name | Team | Aces | Faults | Serve Hits | Total Attempts | Avg. by set |
|-------------------------|----|----------------------------------|------|------|--------|------------|----------------|-------------|
| 1 | 3 | Hancock Micha (S) | USA | 20 | 9 | 26 | 55 | 1.82 |
| 2 | 18 | De La Cruz De Peña Bethania (WS) | DOM | 9 | 6 | 36 | 51 | 0.90 |
| 3 | 7 | Enright Stephanie (WS) | PUR | 7 | 1 | 23 | 31 | 0.78 |
| 4 | 14 | Valentin Natalia (S) | PUR | 7 | 3 | 11 | 21 | 0.78 |
| 5 | 18 | Castiglione Yael (S) | ARG | 8 | 4 | 43 | 55 | 0.73 |
| 6 | 16 | Joseph Shainah (OP) | CAN | 8 | 9 | 28 | 45 | 0.73 |
| 7 | 17 | Mambro Casilla Gina Alt. (OP) | DOM | 6 | 3 | 23 | 32 | 0.60 |
| 8 | 5 | Hernandez Santas Yamila (S) | CUB | 6 | 5 | 32 | 43 | 0.55 |
| 9 | 17 | Casanova Alvarez Heidy (MB) | CUB | 5 | 2 | 30 | 37 | 0.45 |
| 10 | 8 | Frias Maguilaura (OP) | PER | 5 | 3 | 42 | 50 | 0.45 |
| Total Tournament | | | | 229 | 375 | 1,954 | 2,558 | 3.75 |



Best Diggers

| Rk | No | Name | Team | Digs | Faults | Receptions | Total Attempts | Avg. by set |
|-------------------------|----|---------------------------|------|------|--------|------------|----------------|-------------|
| 1 | 5 | Castillo Brenda (L) | DOM | 42 | 10 | 13 | 65 | 4.20 |
| 2 | 10 | Borrell Cruz Emily (L) | CUB | 25 | 9 | 24 | 58 | 2.27 |
| 3 | 13 | Gomez Camila (L) | COL | 25 | 30 | 27 | 82 | 2.27 |
| 4 | 22 | Wong-Orantes Justine (L) | USA | 24 | 8 | 16 | 48 | 2.18 |
| 5 | 2 | Lopez Robles Lizette (L) | MEX | 19 | 12 | 29 | 60 | 2.11 |
| 6 | 5 | Palacios Vanessa (L) | PER | 23 | 16 | 28 | 67 | 2.09 |
| 7 | 6 | Valero Balaguer Maria (L) | VEN | 20 | 19 | 25 | 64 | 2.00 |
| 8 | 1 | Seilhamer Debora (L) | PUR | 17 | 6 | 7 | 30 | 1.89 |
| 9 | 12 | Rizzo Tatiana Soledad (L) | ARG | 20 | 14 | 28 | 62 | 1.82 |
| 10 | 16 | Joseph Shainah (OP) | CAN | 19 | 17 | 31 | 67 | 1.73 |
| Total Tournament | | | | 725 | 663 | 1,375 | 2,763 | 11.89 |



Best Setters


| Rk | No | Name | Team | Running Sets | Faults | Still Sets | Total Attempts | Avg. by set |
|-------------------------|----|--------------------------------|------|--------------|--------|------------|----------------|-------------|
| 1 | 18 | Castiglione Yael (S) | ARG | 34 | 1 | 174 | 209 | 3.09 |
| 2 | 5 | Smith Danielle (S) | CAN | 34 | 1 | 150 | 185 | 3.09 |
| 3 | 3 | Mojica Vilmarie (S) | PUR | 26 | 2 | 126 | 154 | 2.89 |
| 4 | 5 | Franchesco Machado Genesis (S) | VEN | 27 | 1 | 194 | 222 | 2.70 |
| 5 | 6 | Muñoz Alexandra (S) | PER | 27 | - | 217 | 244 | 2.45 |
| 6 | 7 | Marte Frica Niverka (S) | DOM | 24 | 3 | 135 | 162 | 2.40 |
| 7 | 3 | Hancock Micha (S) | USA | 24 | - | 86 | 110 | 2.18 |
| 8 | 5 | Hernandez Santas Yamila (S) | CUB | 23 | - | 141 | 164 | 2.09 |
| 9 | 3 | Resendiz Lopez Claudia (S) | MEX | 18 | 2 | 181 | 201 | 2.00 |
| 10 | 22 | Cyr Megan (S) | CAN | 17 | 1 | 80 | 98 | 1.55 |
| Total Tournament | | | | 329 | 50 | 2,862 | 3,241 | 5.39 |



Best Receivers

Limit: 20.00%

| Rk | No | Name | Team | Excellents | Faults | Serve Receptions | Total Attempts | Eff. % |
|-------------------------|----|----------------------------|------|------------|--------|------------------|----------------|--------|
| 1 | 5 | Castillo Brenda (L) | DOM | 21 | 3 | 9 | 33 | 54.55 |
| 2 | 9 | Cruz Aurea (WS) | PUR | 15 | - | 15 | 30 | 50.00 |
| 3 | 12 | Rizzo Tatiana Soledad (L) | ARG | 28 | 3 | 21 | 52 | 48.08 |
| 4 | 11 | Olton Afesha (L) | TRI | 24 | - | 30 | 54 | 44.44 |
| 5 | 22 | Wong-Orantes Justine (L) | USA | 24 | 3 | 21 | 48 | 43.75 |
| 6 | 3 | Thompson Channon (WS) | TRI | 25 | 4 | 32 | 61 | 34.43 |
| 7 | 7 | Enright Stephanie (WS) | PUR | 16 | 4 | 17 | 37 | 32.43 |
| 8 | 8 | Frias Maguilaura (OP) | PER | 29 | 8 | 29 | 66 | 31.82 |
| 9 | 10 | Borrell Cruz Emily (L) | CUB | 22 | 3 | 35 | 60 | 31.67 |
| 10 | 3 | Nizetich Paula Yamila (WS) | ARG | 18 | 3 | 30 | 51 | 29.41 |
| Total Tournament | | | | 697 | 231 | 1,240 | 2,168 | 21.49 |



Best Liberos

| Rk | No | Name | Team | Excellents | Faults | In play | Total attempts | Avg. by set |
|----|----|---------------------------|------|------------|--------|---------|----------------|-------------|
| 1 | 5 | Castillo Brenda (L) | DOM | 63 | 13 | 22 | 98 | 6.30 |
| 2 | 22 | Wong-Orantes Justine (L) | USA | 48 | 11 | 37 | 96 | 4.36 |
| 3 | 12 | Rizzo Tatiana Soledad (L) | ARG | 48 | 17 | 49 | 114 | 4.36 |
| 4 | 13 | Gomez Camila (L) | COL | 48 | 37 | 66 | 151 | 4.36 |
| 5 | 10 | Borrell Cruz Emily (L) | CUB | 47 | 12 | 59 | 118 | 4.27 |
| 6 | 11 | Olton Afesha (L) | TRI | 38 | 13 | 45 | 96 | 4.22 |
| 7 | 2 | Lopez Robles Lizette (L) | MEX | 38 | 16 | 62 | 116 | 4.22 |
| 8 | 5 | Palacios Vanessa (L) | PER | 45 | 25 | 68 | 138 | 4.09 |
| 9 | 6 | Valero Balaguer Maria (L) | VEN | 39 | 27 | 62 | 128 | 3.90 |
| 10 | 1 | Seilhamer Debora (L) | PUR | 29 | 9 | 16 | 54 | 3.22 |



Best Spikers

Limit: 15.00%

| Rk | Team | Spikes | Faults | Shots | Total Attempts | Succ. % |
|-------------------------|-------------------------|--------|--------|-------|----------------|---------|
| 1 | PUR Puerto Rico | 125 | 36 | 102 | 263 | 47.53 |
| 2 | DOM Dominican Republic | 121 | 24 | 116 | 261 | 46.36 |
| 3 | USA USA | 122 | 36 | 107 | 265 | 46.04 |
| 4 | ARG Argentina | 132 | 26 | 138 | 296 | 44.59 |
| 5 | CUB Cuba | 108 | 33 | 106 | 247 | 43.72 |
| 6 | PER Peru | 139 | 53 | 158 | 350 | 39.71 |
| 7 | VEN Venezuela | 124 | 38 | 155 | 317 | 39.12 |
| 8 | CAN Canada | 134 | 40 | 218 | 392 | 34.18 |
| 9 | MEX Mexico | 79 | 44 | 134 | 257 | 30.74 |
| 10 | COL Colombia | 105 | 47 | 192 | 344 | 30.52 |
| 11 | TRI Trinidad and Tobago | 66 | 54 | 102 | 222 | 29.73 |
| 12 | CRC Costa Rica | 60 | 39 | 124 | 223 | 26.91 |
| Total Tournament | | 1,315 | 470 | 1,652 | 3,437 | 38.26 |




Best Blockers

| Rk | Team | Kill Blocks | Faults | Rebounds | Total Attempts | Avg. by set |
|-------------------------|-------------------------|-------------|--------|----------|----------------|-------------|
| 1 | USA USA | 33 | 46 | 57 | 136 | 3.00 |
| 2 | DOM Dominican Republic | 28 | 42 | 74 | 144 | 2.80 |
| 3 | CAN Canada | 29 | 45 | 92 | 166 | 2.64 |
| 3 | CUB Cuba | 29 | 42 | 60 | 131 | 2.64 |
| 5 | PUR Puerto Rico | 22 | 47 | 69 | 138 | 2.44 |
| 6 | ARG Argentina | 23 | 41 | 60 | 124 | 2.09 |
| 7 | VEN Venezuela | 20 | 27 | 77 | 124 | 2.00 |
| 7 | MEX Mexico | 18 | 35 | 42 | 95 | 2.00 |
| 9 | COL Colombia | 21 | 47 | 58 | 126 | 1.91 |
| 10 | TRI Trinidad and Tobago | 17 | 32 | 43 | 92 | 1.89 |
| 11 | CRC Costa Rica | 12 | 19 | 54 | 85 | 1.33 |
| 12 | PER Peru | 11 | 33 | 63 | 107 | 1.00 |
| Total Tournament | | 263 | 456 | 749 | 1,468 | 4.31 |



Best Servers

| Rk | Team | Aces | Faults | Serve Hits | Total Attempts | Avg. by set |
|-------------------------|-------------------------|------|--------|------------|----------------|-------------|
| 1 | CUB Cuba | 30 | 26 | 185 | 241 | 2.73 |
| 2 | ARG Argentina | 29 | 34 | 179 | 242 | 2.64 |
| 3 | PUR Puerto Rico | 23 | 22 | 177 | 222 | 2.56 |
| 4 | USA USA | 27 | 36 | 186 | 249 | 2.45 |
| 5 | DOM Dominican Republic | 23 | 28 | 187 | 238 | 2.30 |
| 6 | CAN Canada | 24 | 41 | 185 | 250 | 2.18 |
| 7 | PER Peru | 19 | 29 | 199 | 247 | 1.73 |
| 8 | MEX Mexico | 12 | 27 | 133 | 172 | 1.33 |
| 9 | VEN Venezuela | 13 | 45 | 155 | 213 | 1.30 |
| 10 | COL Colombia | 14 | 28 | 168 | 210 | 1.27 |
| 11 | TRI Trinidad and Tobago | 9 | 31 | 107 | 147 | 1.00 |
| 12 | CRC Costa Rica | 6 | 28 | 93 | 127 | 0.67 |
| Total Tournament | | 229 | 375 | 1,954 | 2,558 | 3.75 |



Best Diggers

| Rk | Team | Digs | Faults | Receptions | Total Attempts | Avg. by set |
|-------------------------|-------------------------|------|--------|------------|----------------|-------------|
| 1 | DOM Dominican Republic | 82 | 42 | 110 | 234 | 8.20 |
| 2 | PUR Puerto Rico | 72 | 37 | 93 | 202 | 8.00 |
| 3 | PER Peru | 87 | 50 | 136 | 273 | 7.91 |
| 4 | CAN Canada | 83 | 71 | 159 | 313 | 7.55 |
| 5 | COL Colombia | 75 | 79 | 141 | 295 | 6.82 |
| 6 | VEN Venezuela | 65 | 67 | 126 | 258 | 6.50 |
| 7 | USA USA | 58 | 42 | 88 | 188 | 5.27 |
| 8 | ARG Argentina | 57 | 53 | 113 | 223 | 5.18 |
| 9 | MEX Mexico | 44 | 71 | 100 | 215 | 4.89 |
| 10 | CUB Cuba | 50 | 48 | 125 | 223 | 4.55 |
| 11 | CRC Costa Rica | 26 | 57 | 110 | 193 | 2.89 |
| 11 | TRI Trinidad and Tobago | 26 | 46 | 74 | 146 | 2.89 |
| Total Tournament | | 725 | 663 | 1,375 | 2,763 | 11.89 |



Best Setters

| Rk | Team | Running Sets | Faults | Still Sets | Total Attempts | Avg. by set |
|-------------------------|-------------------------|--------------|--------|------------|----------------|-------------|
| 1 | CAN Canada | 51 | 3 | 310 | 364 | 4.64 |
| 2 | PUR Puerto Rico | 36 | 5 | 205 | 246 | 4.00 |
| 3 | USA USA | 39 | 2 | 218 | 259 | 3.55 |
| 4 | ARG Argentina | 34 | 3 | 216 | 253 | 3.09 |
| 5 | PER Peru | 30 | - | 293 | 323 | 2.73 |
| 6 | VEN Venezuela | 27 | 2 | 270 | 299 | 2.70 |
| 6 | DOM Dominican Republic | 27 | 3 | 218 | 248 | 2.70 |
| 8 | CUB Cuba | 29 | 5 | 206 | 240 | 2.64 |
| 9 | MEX Mexico | 18 | 3 | 233 | 254 | 2.00 |
| 10 | COL Colombia | 16 | 5 | 309 | 330 | 1.45 |
| 11 | CRC Costa Rica | 12 | 11 | 187 | 210 | 1.33 |
| 12 | TRI Trinidad and Tobago | 10 | 8 | 197 | 215 | 1.11 |
| Total Tournament | | 329 | 50 | 2,862 | 3,241 | 5.39 |



Best Receivers

Limit: 20.00%

| Rk | Team | Excellents | Faults | Serve Receptions | Total Attempts | Eff. % |
|-------------------------|-------------------------|------------|--------|------------------|----------------|--------|
| 1 | PUR Puerto Rico | 64 | 8 | 70 | 142 | 39.44 |
| 2 | ARG Argentina | 65 | 14 | 92 | 171 | 29.82 |
| 3 | USA USA | 65 | 17 | 89 | 171 | 28.07 |
| 4 | DOM Dominican Republic | 48 | 12 | 70 | 130 | 27.69 |
| 5 | TRI Trinidad and Tobago | 61 | 16 | 107 | 184 | 24.46 |
| 6 | PER Peru | 67 | 22 | 96 | 185 | 24.32 |
| 7 | COL Colombia | 70 | 21 | 130 | 221 | 22.17 |
| 8 | MEX Mexico | 62 | 22 | 109 | 193 | 20.73 |
| 9 | CAN Canada | 65 | 20 | 137 | 222 | 20.27 |
| 10 | CUB Cuba | 34 | 13 | 108 | 155 | 13.55 |
| 11 | VEN Venezuela | 56 | 35 | 109 | 200 | 10.50 |
| 12 | CRC Costa Rica | 40 | 31 | 123 | 194 | 4.64 |
| Total Tournament | | 697 | 231 | 1,240 | 2,168 | 21.49 |



Micha Hancock ties “aces” record in USA victory

SANTO DOMINGO, Dominican Republic, July 4, 2016 - Micha Hancock tied the tournament record of aces in a single match helping United States to take sole possession of first place in Pool B of the XV Women’s Volleyball Pan American Cup with a five-set victory over Cuba on Monday night.

The left-handed Hancock recorded 9 aces tying the mark set by her compatriot Nicole Brannagh against Puerto Rico on June 27 of 2002 in the first edition of the Pan American Cup in Mexico.

USA remained as the only undefeated team in Pool B with a 3-0 win-loss record, the same mark shared by Dominican Republic and Puerto Rico in Pool A, following victories over Colombia and Canada, respectively.

Venezuela 3, Mexico 0

Venezuela cruised to a victory over Mexico in straight sets 3-0 (25-17, 25-20, 25-20) in a match between winless sides of Pool A. Venezuela (1-2) held a wide advantage in attacks (42-24), and also led in blocks (9-8) and aces (7-5). Roslandy Acosta had 20 points was the top scorer of the winning side, followed by Luz Delfines and Desiree Glod who chipped in with 11 points each. Andrea Rangel and Karina Flores were the best offensive players of Mexico with 12 and 9 points, respectively.

Puerto Rico 3, Canada 0

Puerto Rico claimed a 3-0 (25-19, 25-17, 25-19) victory over Canada to remain undefeated in three outings in Pool A. Puerto Rico held an 8-2 margin in the ace department led by Stephanie Enright with four. Karina Ocasio and Enright were the top scorers of the winning side with 12 and 10 points, respectively. Lynda Morales and Aury Cruz contributed 9 and 8 points, respectively in the win. Canada’s Shainah Joseph was the most prolific scorer of the match with 13 points while teammate Michaela Reesor added 8.

Dominican Republic 3, Colombia 1

Dominican Republic overcame a battling Colombia in four sets 3-1 (25-13, 17-25, 25-18, 25-18) to remain undefeated in Pool A. The winners held a 13-9 margin in blocks with Annerys Vargas scoring four of her own. Gina Mambu was the Dominican best scorer with 19 points with Brayelin Martinez next with 16. Kenny Moreno had a match-high 25 points in the losing cause.

Peru 3, Costa Rica 0

Peru scored an easy victory in consecutive sets 3-0 (10, 15, 19) over Costa Rica improving its win-loss record to 2-1 in Pool B. Maguilaura Frias and Katherine Regalado were the best scorers of Peru with 11 and 10 points, respectively. Angela Leyva, the main offensive Peruvian player received a rest day on Monday. Mijal Hines and Tatiana Sayles finished with 6 points each for the defeated side. Costa Rica remained winless at 0-3.



Argentina 3, Trinidad & Tobago 0

Argentina breezed past Trinidad & Tobago 3-0 (25-15, 25-12, 25-18) to claim their second victory against one loss in Pool B. The Argentineans committed 15 unforced errors to 24 by the Trinidadians and also held a 9-4 margin in aces. Paula Nizetich finished with 14 points, all in attacks, for the winners while Tanya Acosta added nine. Krystle Esdelle and Channon Thompson had 10 and 7 points, respectively, for Trinidad & Tobago (0-3).

United States 3, Cuba 2

United States scored a come-from-behind 3-2 (19-25, 25-20, 18-25, 25-15, 15-7) victory over Cuba to celebrate their Independence Day. The defending champions improved their win-loss record to 3-0 while Cuba dropped to 2-1. Alexandra Holston and Rhamat Alhassan were the top scorers for United States with 16 and 15 points, respectively. Madison Kingdon contributed 14 points and Hancock had 11. Heidy Rodriguez, Sulian Matienzo and Regla Gracia were the main offensive players for Cuba with 17, 15 and 11 points, respectively.

Micha Hancock empata record de “ases” en triunfo de EEUU

SANTO DOMINGO, República Dominicana, 4 de julio de 2012 - Micha Hancock empató el récord del torneo de ases en un partido para ayudar a Estados Unidos a tomar posesión exclusiva del primer lugar en el Grupo B de la XV Copa Panamericana de Voleibol Femenino con una victoria en cinco sets sobre Cuba el lunes por la noche.

La zurda Hancock registró 9 ases para empatar la marca establecida por su compatriota Nicole Brannagh contra Puerto Rico el 27 de junio de 2002, en la primera edición de la Copa Panamericana en México.

EEUU permaneció como el único equipo invicto en el Grupo B con una marca de 3-0, la misma que comparten República Dominicana y Puerto Rico en el Grupo A, luego de victorias sobre Colombia y Canadá, respectivamente.

Venezuela 3, México 0

Venezuela logró una victoria sobre México en sets al hilo 3-0 (25-17, 25-20, 25-20) en choque entre equipos sin victorias del Grupo A. Venezuela (1-2) logró una amplia ventaja en ataques (42-24), y también lideró en bloqueos (9-8) y ases (7-5). Roslandy Acosta con 20 puntos fue la máxima anotadora del bando ganador, seguida por Luz Delfines y Desiree Glod, con puntos 11 puntos cada una. Andrea Rangel y Karina Flores fueron las mejores de México con 12 y 9 puntos, respectivamente.

Puerto Rico 3, Canadá 0

Puerto Rico reclamó una victoria 3-0 (25-19, 25-17, 25-19) sobre Canadá para permanecer invicto en tres salidas en el Grupo A. Puerto Rico estableció un margen de 8-2 en el departamento de ases liderado por Stephanie Enright con cuatro. Karina Ocasio y Enright fueron los máximos anotadores del lado de las ganadoras con 12 y 10 puntos, respectivamente. Lynda Morales y Aury Cruz contribuyeron con 9 y 8 puntos, respectivamente, en la victoria. Por Canadá, Shainah Joseph fue la anotadora más prolífica del partido con 13 puntos, mientras que su compañera de equipo Michaela Reesor agregó 8.



República Dominicana 3, Colombia 1

República Dominicana superó a un batallador equipo de Colombia en cuatro parciales 3-1 (25-13, 17-25, 25-18, 25-18) para permanecer sin reveses en el Grupo A. Las ganadoras tuvieron ventaja de 13-9 en bloqueos con Annerys Vargas anotando cuatro en su cuenta. Gina Mamburu fue la mayor anotadora dominicana con 19 puntos seguida por Brayelin Martínez con 16. Kenny Moreno tuvo un total máximo en el juego de 25 puntos en la causa perdida.

Perú 3, Costa Rica 0

Perú obtuvo una fácil victoria en sets consecutivos 3-0 (10, 15, 19) sobre Costa Rica mejorando su marca de ganados y perdidos a 2-1 en el Grupo B. Maguilaura Frías y Katherine Regalado fueron las anotadoras de Perú con 11 y 10 puntos, respectivamente. Ángela Leyva, la principal jugadora ofensiva de Perú recibió un día de descanso el lunes. Mijal Hines y Tatiana Sayles terminaron con 6 puntos cada una por las vencidas. Costa Rica permanece sin ganar en 0-3.

Argentina 3, Trinidad y Tobago 0

Argentina paseó a Trinidad y Tobago 3-0 (25-15, 25-12, 25-18) para reclamar su segunda victoria contra una derrota en el Grupo B. Las argentinas cometieron 15 errores no forzados por 24 de las trinitarias y también tuvieron un margen de 9-4 en ases. Paula Nizetich terminó con 14 puntos, todos en ataques, por las ganadoras, mientras que Tanya Acosta agregó nueve. Krystle Esdelle y Channon Thompson marcaron 10 y 7 puntos, respectivamente, para Trinidad y Tobago (0-3).

Estados Unidos 3, Cuba 2

Estados Unidos se apuntó un triunfo viniendo en rebase 3-2 (19-25, 25-20, 18-25, 25-15, 15-7) sobre Cuba para celebrar su Día de la Independencia. El defensor del título mejoró su marca de ganados y perdidos a 3-0, mientras que Cuba cayó a 2-1. Alexandra Holston y Rhamat Alhassan fueron las máximas anotadoras de Estados Unidos, con 16 y 15 puntos, respectivamente. Madison Kingdon contribuyó con 14 puntos y Hancock tuvo 11. Heidy Rodríguez, Sulian Matienzo y Regla Gracia fueron las principales jugadoras de la ofensiva de Cuba con 17, 15 y 11 puntos, respectivamente.