



ESTADOS UNIDOS



REPUBLICA DOMINICANA



CUBA



MEXICO



CANADA



PUERTO RICO



COSTA RICA



VENEZUELA



COLOMBIA



ARGENTINA



PERU



TRINIDAD & TOBAGO



XV COPA PANAMERICANA VOLEIBOL FEMENINO FIESTA AMERICANA

Santo Domingo 2016

Del 2 al 10 de

Palacio de Voleibol
(Ricardo Gloriver Arias)

JULIO

Club San Carlos



Daily Bulletin Boletín Diario

Domingo / Sunday 10, Julio, 2016

9

FINAL RANKING

-  **DOMINICAN REPUBLIC**
-  **PUERTO RICO**
-  **UNITED STATES**
-  **CUBA**
-  **ARGENTINA**
-  **CANADA**
-  **COLOMBIA**
-  **VENEZUELA**
-  **PERU**
-  **TRINIDAD & TOBAGO**
-  **MEXICO**
-  **COSTA RICA**



PREMIACIONES INDIVIDUALES

MVP
Breyelin Martínez
 DOM




BEST SPIKER 1st
Kindon Madison
 USA




BEST SPIKER 2nd
Breyelin Martínez
 DOM




BEST BLOCKER 1st
Rhamat Alhassan
 USA




BEST BLOCKER 2nd
Annerys Vargas
 DOM




BEST RECEIVER
Brenda Castillo
 DOM




BEST SERVER
Micha Hancock
 USA




BEST DIGGER
Brenda Castillo
 DOM




BEST SETTER
Alexandra Muñoz
 PER




BEST OPPOSITE
Karina Ocasio
 PUR




BEST SCORER
Kenny Moreno Pino
 COL




BEST LIBERO
Brenda Castillo
 DOM







Calendario y Formato de Competencia / Competition Format and Match Schedule

| GROUP-A | | | | | | | | | | | | | |
|---------|--------|-------|-------|--------------------|------------|-------------|-------------------------|-------|-------|-------|-------|----------|--------|
| No. | Date | Time | Teams | | LIVE SCORE | Set | Result per set (points) | | | | | POSITION | |
| | | | | | | | 1 | 2 | 3 | 4 | 5 | | |
| 1 | 02-jul | 14:00 | PV | CANADA | vs | COLOMBIA | 3-1 | 25-21 | 18-25 | 25-16 | 25-21 | | DOM |
| 5 | 02-jul | 18:00 | PV | PUERTO RICO | vs | MEXICO | 3-0 | 25-19 | 25-19 | 25-23 | | | |
| 6 | 02-jul | 20:00 | PV | DOMINICAN REPUBLIC | vs | VENEZUELA | 3-0 | 25-16 | 25-11 | 25-16 | | | PUR |
| 7 | 03-jul | 14:00 | PV | COLOMBIA | vs | PUERTO RICO | 0-3 | 18-25 | 17-25 | 15-25 | | | |
| 9 | 03-jul | 16:00 | PV | VENEZUELA | vs | CANADA | 1-3 | 25-22 | 20-25 | 29-31 | 21-25 | | 3. CAN |
| 12 | 03-jul | 20:00 | PV | DOMINICAN REPUBLIC | vs | MEXICO | 3-0 | 25-17 | 25-15 | 25-19 | | | |
| 13 | 04-jul | 14:00 | PV | MEXICO | vs | VENEZUELA | 0-3 | 17-25 | 20-25 | 20-25 | | | 4. COL |
| 15 | 04-jul | 16:00 | PV | CANADA | vs | PUERTO RICO | 0-3 | 19-25 | 17-25 | 19-25 | | | |
| 18 | 04-jul | 20:00 | PV | DOMINICAN REPUBLIC | vs | COLOMBIA | 3-1 | 25-13 | 17-25 | 25-18 | 25-18 | | 5. VEN |
| 19 | 05-jul | 14:00 | PV | PUERTO RICO | vs | VENEZUELA | 3-0 | 25-12 | 25-21 | 25-17 | | | |
| 21 | 05-jul | 16:00 | PV | COLOMBIA | vs | MEXICO | 3-2 | 21-25 | 21-25 | 25-23 | 25-23 | 17-15 | 6. MEX |
| 24 | 05-jul | 20:00 | PV | DOMINICAN REPUBLIC | vs | CANADA | 3-0 | 26-24 | 25-21 | 25-13 | | | |
| 27 | 06-jul | 16:00 | PV | MEXICO | vs | CANADA | 0-3 | 16-25 | 18-25 | 14-25 | | | |
| 28 | 06-jul | 16:00 | SC | VENEZUELA | vs | COLOMBIA | 1-3 | 10-25 | 16-25 | 25-20 | 23-25 | | |
| 30 | 06-jul | 20:00 | PV | DOMINICAN REPUBLIC | vs | PUERTO RICO | 3-0 | 25-22 | 25-20 | 25-23 | | | |

| GROUP-B | | | | | | | | | | | | | |
|---------|--------|-------|-------|-------------------|------------|-------------------|-------------------------|-------|-------|-------|-------|----------|--------|
| No. | Date | Time | Teams | | LIVE SCORE | Set | Result per set (points) | | | | | POSITION | |
| | | | | | | | 1 | 2 | 3 | 4 | 5 | | |
| 2 | 02-jul | 14:00 | SC | ARGENTINA | vs | COSTA RICA | 3-0 | 25-10 | 25-17 | 25-15 | | | 1. USA |
| 3 | 02-jul | 16:00 | SC | CUBA | vs | TRINIDAD & TOBAGO | 3-0 | 25-20 | 25-14 | 25-19 | | | |
| 4 | 02-jul | 16:00 | PV | UNITED STATES | vs | PERU | 3-0 | 25-20 | 25-19 | 27-25 | | | 2. CUB |
| 8 | 03-jul | 14:00 | SC | COSTA RICA | vs | CUBA | 0-3 | 9-25 | 8-25 | 18-25 | | | |
| 10 | 03-jul | 16:00 | SC | TRINIDAD & TOBAGO | vs | UNITED STATES | 0-3 | 11-25 | 13-25 | 19-25 | | | 3. ARG |
| 11 | 03-jul | 18:00 | PV | PERU | vs | ARGENTINA | 3-2 | 25-16 | 25-19 | 24-26 | 20-25 | 15-11 | 4. PER |
| 14 | 04-jul | 14:00 | SC | COSTA RICA | vs | PERU | 0-3 | 10-25 | 15-25 | 19-25 | | | |
| 16 | 04-jul | 16:00 | SC | ARGENTINA | vs | TRINIDAD & TOBAGO | 3-0 | 25-15 | 25-12 | 25-18 | | | |
| 17 | 04-jul | 18:00 | PV | UNITED STATES | vs | CUBA | 3-2 | 19-25 | 25-20 | 18-25 | 25-15 | 15-7 | 5. TRI |
| 20 | 05-jul | 14:00 | SC | TRINIDAD & TOBAGO | vs | PERU | 1-3 | 19-25 | 25-23 | 17-25 | 15-25 | | |
| 22 | 05-jul | 16:00 | SC | COSTA RICA | vs | UNITED STATES | 0-3 | 16-25 | 10-25 | 18-25 | | | 6. CRC |
| 23 | 05-jul | 18:00 | PV | CUBA | vs | ARGENTINA | 1-3 | 25-22 | 17-25 | 23-25 | 15-25 | | |
| 25 | 06-jul | 14:00 | PV | CUBA | vs | PERU | 3-0 | 25-19 | 25-20 | 25-21 | | | |
| 26 | 06-jul | 14:00 | SC | TRINIDAD & TOBAGO | vs | COSTA RICA | 3-0 | 25-19 | 25-14 | 25-23 | | | |
| 29 | 06-jul | 18:00 | PV | ARGENTINA | vs | UNITED STATES | 0-3 | 14-25 | 13-25 | 23-25 | | | |

REST DAY ---- 7 JULY

| FINAL CLASSIFICATION 11/12 | | | | | | | | | | | | | |
|----------------------------|--------|-------|-------|--------|------------|------------|-------------------------|-------|-------|-------|---|--|--|
| No. | Date | Time | Teams | | LIVE SCORE | Set | Result per set (points) | | | | | | |
| | | | | | | | 1 | 2 | 3 | 4 | 5 | | |
| 31 | 08-jul | 14:00 | SC | MEXICO | vs | COSTA RICA | 3-0 | 25-17 | 25-16 | 25-20 | | | |

| CLASSIFICATION 7/10 | | | | | | | | | | | | | |
|---------------------|--------|-------|-------|----------|------------|-------------------|-------------------------|-------|-------|-------|-------|--|--|
| No. | Date | Time | Teams | | LIVE SCORE | Set | Result per set (points) | | | | | | |
| | | | | | | | 1 | 2 | 3 | 4 | 5 | | |
| 32 | 08-jul | 16:00 | PV | COLOMBIA | vs | TRINIDAD & TOBAGO | 3-0 | 25-21 | 25-17 | 25-17 | | | |
| 33 | 08-jul | 16:00 | SC | PERU | vs | VENEZUELA | 1-3 | 27-25 | 30-32 | 18-25 | 20-25 | | |

| QUATERFINALS | | | | | | | | | | | | | |
|--------------|--------|-------|-------|-------------|------------|-----------|-------------------------|-------|-------|-------|-------|-------|--|
| No. | Date | Time | Teams | | LIVE SCORE | Set | Result per set (points) | | | | | | |
| | | | | | | | 1 | 2 | 3 | 4 | 5 | | |
| 34 | 08-jul | 18:00 | PV | CUBA | vs | CANADA | 3-2 | 21-25 | 25-18 | 25-16 | 21-25 | 16-14 | |
| 35 | 08-jul | 20:00 | PV | PUERTO RICO | vs | ARGENTINA | 3-0 | 25-11 | 25-13 | 25-18 | | | |

| CLASSIFICATION 5/8 | | | | | | | | | | | | | |
|--------------------|--------|-------|-------|-----------|------------|-----------|-------------------------|-------|-------|-------|-------|------|--|
| No. | Date | Time | Teams | | LIVE SCORE | Set | Result per set (points) | | | | | | |
| | | | | | | | 1 | 2 | 3 | 4 | 5 | | |
| 36 | 09-jul | 14:00 | SC | COLOMBIA | vs | ARGENTINA | 2-3 | 18-25 | 25-23 | 25-21 | 25-27 | 8-15 | |
| 37 | 09-jul | 16:00 | PV | VENEZUELA | vs | CANADA | 0-3 | 20-25 | 16-25 | 22-25 | | | |

| FINAL CLASSIFICATION 9/10 | | | | | | | | | | | | | |
|---------------------------|--------|-------|-------|-------------------|------------|------|-------------------------|-------|-------|-------|---|--|--|
| No. | Date | Time | Teams | | LIVE SCORE | Set | Result per set (points) | | | | | | |
| | | | | | | | 1 | 2 | 3 | 4 | 5 | | |
| 38 | 09-jul | 16:00 | SC | TRINIDAD & TOBAGO | vs | PERU | 0-3 | 21-25 | 13-25 | 16-25 | | | |

| SEMIFINAL | | | | | | | | | | | | | |
|-----------|--------|-------|-------|--------------------|------------|-------------|-------------------------|-------|-------|-------|-------|--|--|
| No. | Date | Time | Teams | | LIVE SCORE | Set | Result per set (points) | | | | | | |
| | | | | | | | 1 | 2 | 3 | 4 | 5 | | |
| 39 | 09-jul | 18:00 | PV | UNITED STATES | vs | PUERTO RICO | 1-3 | 20-25 | 25-21 | 17-25 | 20-25 | | |
| 40 | 09-jul | 20:00 | PV | DOMINICAN REPUBLIC | vs | CUBA | 3-0 | 25-11 | 25-22 | 25-21 | | | |

FINAL CLASSIFICATION 7/8

| No. | Date | Time | SC | Teams | | LIVE SCORE | Set | Result per set (points) | | | | | |
|-----|--------|-------|----|----------|----|------------|-----|-------------------------|-------|-------|-------|---|--|
| | | | | | | | | 1 | 2 | 3 | 4 | 5 | |
| 41 | 10-jul | 14:00 | SC | COLOMBIA | vs | VENEZUELA | 3-1 | 25-19 | 20-25 | 25-17 | 25-13 | | |

FINAL CLASSIFICATION 5/6

| No. | Date | Time | SC | Teams | | LIVE SCORE | Set | Result per set (points) | | | | |
|-----|--------|-------|----|-----------|----|------------|-----|-------------------------|-------|-------|---|---|
| | | | | | | | | 1 | 2 | 3 | 4 | 5 |
| 42 | 10-jul | 16:00 | SC | ARGENTINA | vs | CANADA | 3-0 | 25-21 | 25-23 | 25-23 | | |

FINALS

| No. | Date | Time | PV | Teams | | LIVE SCORE | Set | Result per set (points) | | | | |
|-----|--------|-------|----|-------------|----|--------------------|-----|-------------------------|-------|-------|-------|------|
| | | | | | | | | 1 | 2 | 3 | 4 | 5 |
| 43 | 10-jul | 15:00 | PV | USA | vs | CUBA | 3-1 | 20-25 | 25-9 | 25-15 | 25-9 | |
| 44 | 10-jul | 17:00 | PV | PUERTO RICO | vs | DOMINICAN REPUBLIC | 2-3 | 25-23 | 19-25 | 25-20 | 21-25 | 6-15 |

*NOTE1: For the Classification, Quarterfinal and Semifinal Rounds, according to the FIVB General Competition Regulations, it must be avoided that teams from the same group play each other.

*NOTE2: According to the established competition format and the FIVB General Regulations, for the Classification, Quarterfinal and Semifinal Rounds, if three teams from the same group qualify, the match between highest ranked team and lowest ranked team of their Preliminary Round will be repeated.

*NOTE3: Loser of M14 = Loser of Match #14, etc.

MATCHES RESULTS

Pool A

| No | Date | Teams | Set | Result per set (points) | | | | | Total Points | Time | Spectators |
|----|------------|-----------|-----|-------------------------|-------|-------|-------|-------|--------------|------|------------|
| | | | | 1 | 2 | 3 | 4 | 5 | | | |
| 1 | 2016-07-02 | CAN - COL | 3-1 | 25-21 | 18-25 | 25-16 | 25-21 | | 93-83 | 2:07 | 150 |
| 5 | 2016-07-02 | PUR - MEX | 3-0 | 25-19 | 25-19 | 25-23 | | | 75-61 | 1:15 | 2500 |
| 6 | 2016-07-02 | DOM - VEN | 3-0 | 25-16 | 25-11 | 25-16 | | | 75-43 | 1:04 | 3000 |
| 7 | 2016-07-03 | COL - PUR | 0-3 | 18-25 | 17-25 | 15-25 | | | 50-75 | 1:06 | 100 |
| 9 | 2016-07-03 | VEN - CAN | 1-3 | 25-22 | 20-25 | 29-31 | 21-25 | | 95-103 | 2:03 | 300 |
| 12 | 2016-07-03 | DOM - MEX | 3-0 | 25-17 | 25-15 | 25-19 | | | 75-51 | 1:16 | 4000 |
| 13 | 2016-07-04 | MEX - VEN | 0-3 | 17-25 | 20-25 | 20-25 | | | 57-75 | 1:14 | 305 |
| 15 | 2016-07-04 | CAN - PUR | 0-3 | 19-25 | 17-25 | 19-25 | | | 55-75 | 1:19 | 300 |
| 18 | 2016-07-04 | DOM - COL | 3-1 | 25-13 | 17-25 | 25-18 | 25-18 | | 92-74 | 1:47 | 4000 |
| 19 | 2016-07-05 | PUR - VEN | 3-0 | 25-12 | 25-21 | 25-17 | | | 75-50 | 1:19 | 302 |
| 21 | 2016-07-05 | COL - MEX | 3-2 | 21-25 | 21-25 | 25-23 | 25-23 | 17-15 | 109-111 | 2:25 | 700 |
| 24 | 2016-07-05 | DOM - CAN | 3-0 | 26-24 | 25-21 | 25-13 | | | 76-58 | 1:22 | 4500 |
| 27 | 2016-07-06 | MEX - CAN | 0-3 | 16-25 | 18-25 | 14-25 | | | 48-75 | 1:08 | 1000 |
| 28 | 2016-07-06 | VEN - COL | 1-3 | 10-25 | 16-25 | 25-20 | 23-25 | | 74-95 | 1:43 | 370 |
| 30 | 2016-07-06 | DOM - PUR | 3-0 | 25-22 | 25-20 | 25-23 | | | 75-65 | 1:35 | 6000 |

Pool B

| No | Date | Teams | Set | Result per set (points) | | | | | Total Points | Time | Spectators |
|----|------------|-----------|-----|-------------------------|-------|-------|-------|-------|--------------|------|------------|
| | | | | 1 | 2 | 3 | 4 | 5 | | | |
| 2 | 2016-07-02 | ARG - CRC | 3-0 | 25-10 | 25-17 | 25-15 | | | 75-42 | 1:11 | 100 |
| 3 | 2016-07-02 | CUB - TRI | 3-0 | 25-20 | 25-14 | 25-19 | | | 75-53 | 1:10 | 100 |
| 4 | 2016-07-02 | USA - PER | 3-0 | 25-20 | 25-19 | 27-25 | | | 77-64 | 1:23 | 500 |
| 8 | 2016-07-03 | CRC - CUB | 0-3 | 9-25 | 8-25 | 18-25 | | | 35-75 | 1:02 | 100 |
| 10 | 2016-07-03 | TRI - USA | 0-3 | 11-25 | 13-25 | 19-25 | | | 43-75 | 1:03 | 101 |
| 11 | 2016-07-03 | PER - ARG | 3-2 | 25-16 | 25-19 | 24-26 | 20-25 | 15-11 | 109-97 | 2:10 | 2000 |
| 14 | 2016-07-04 | CRC - PER | 0-3 | 10-25 | 15-25 | 19-25 | | | 44-75 | 1:13 | 100 |
| 16 | 2016-07-04 | ARG - TRI | 3-0 | 25-15 | 25-12 | 25-18 | | | 75-45 | 1:02 | 250 |
| 17 | 2016-07-04 | USA - CUB | 3-2 | 19-25 | 25-20 | 18-25 | 25-15 | 15-7 | 102-92 | 2:01 | 1400 |
| 20 | 2016-07-05 | TRI - PER | 1-3 | 19-25 | 25-23 | 17-25 | 15-25 | | 76-98 | 1:38 | 100 |
| 22 | 2016-07-05 | CRC - USA | 0-3 | 16-25 | 10-25 | 18-25 | | | 44-75 | 1:02 | 450 |
| 23 | 2016-07-05 | CUB - ARG | 1-3 | 25-22 | 17-25 | 23-25 | 15-25 | | 80-97 | 1:47 | 2000 |
| 25 | 2016-07-06 | CUB - PER | 3-0 | 25-19 | 25-20 | 25-21 | | | 75-60 | 1:17 | 300 |
| 26 | 2016-07-06 | TRI - CRC | 3-0 | 25-19 | 25-14 | 25-23 | | | 75-56 | 1:21 | 150 |
| 29 | 2016-07-06 | ARG - USA | 0-3 | 14-25 | 13-25 | 23-25 | | | 50-75 | 1:24 | 2000 |

Final Classification 11/12

| No | Date | Teams | Set | Result per set (points) | | | | | Total Points | Time | Spectators |
|----|------------|-----------|-----|-------------------------|-------|-------|---|---|--------------|------|------------|
| | | | | 1 | 2 | 3 | 4 | 5 | | | |
| 31 | 2016-07-08 | MEX - CRC | 3-0 | 25-17 | 25-16 | 25-20 | | | 75-53 | 1:11 | 100 |

Classification 7/10

| No | Date | Teams | Set | Result per set (points) | | | | | Total Points | Time | Spectators |
|----|------------|-----------|-----|-------------------------|-------|-------|-------|---|--------------|------|------------|
| | | | | 1 | 2 | 3 | 4 | 5 | | | |
| 32 | 2016-07-08 | COL - TRI | 3-0 | 25-21 | 25-17 | 25-17 | | | 75-55 | 1:20 | 300 |
| 33 | 2016-07-08 | PER - VEN | 1-3 | 27-25 | 30-32 | 18-25 | 20-25 | | 95-107 | 1:51 | 250 |

Quarterfinals

| No | Date | Teams | Set | Result per set (points) | | | | | Total Points | Time | Spectators |
|----|------------|-----------|-----|-------------------------|-------|-------|-------|-------|--------------|------|------------|
| | | | | 1 | 2 | 3 | 4 | 5 | | | |
| 34 | 2016-07-08 | CUB - CAN | 3-2 | 21-25 | 25-18 | 25-16 | 21-25 | 16-14 | 108-98 | 1:52 | 1000 |
| 35 | 2016-07-08 | PUR - ARG | 3-0 | 25-11 | 25-13 | 25-18 | | | 75-42 | 1:14 | 1500 |

Classification 5/8

| No | Date | Teams | Set | Result per set (points) | | | | | Total Points | Time | Spectators |
|----|------------|-----------|-----|-------------------------|-------|-------|-------|------|--------------|------|------------|
| | | | | 1 | 2 | 3 | 4 | 5 | | | |
| 36 | 2016-07-09 | COL - ARG | 2-3 | 18-25 | 25-23 | 25-21 | 25-27 | 8-15 | 101-111 | 2:10 | 100 |
| 37 | 2016-07-09 | VEN - CAN | 0-3 | 20-25 | 16-25 | 22-25 | | | 58-75 | 1:18 | 700 |

Final Classification 9/10

| No | Date | Teams | Set | Result per set (points) | | | | | Total Points | Time | Spectators |
|----|------------|-----------|-----|-------------------------|-------|-------|---|---|--------------|------|------------|
| | | | | 1 | 2 | 3 | 4 | 5 | | | |
| 38 | 2016-07-09 | TRI - PER | 0-3 | 21-25 | 13-25 | 16-25 | | | 50-75 | 1:19 | 350 |

Semifinals

| No | Date | Teams | Set | Result per set (points) | | | | | Total Points | Time | Spectators |
|----|------------|-----------|-----|-------------------------|-------|-------|-------|---|--------------|------|------------|
| | | | | 1 | 2 | 3 | 4 | 5 | | | |
| 39 | 2016-07-09 | USA - PUR | 1-3 | 20-25 | 25-21 | 17-25 | 20-25 | | 82-96 | 1:56 | 2500 |
| 40 | 2016-07-09 | DOM - CUB | 3-0 | 25-11 | 25-22 | 25-21 | | | 75-54 | 1:23 | 6000 |

Final Classification 7/8

| No | Date | Teams | Set | Result per set (points) | | | | | Total Points | Time | Spectators |
|----|------------|-----------|-----|-------------------------|-------|-------|-------|---|--------------|------|------------|
| | | | | 1 | 2 | 3 | 4 | 5 | | | |
| 41 | 2016-07-10 | COL - VEN | 3-1 | 25-19 | 20-25 | 25-17 | 25-13 | | 95-74 | 1:53 | 150 |

Final Classification 5/6

| No | Date | Teams | Set | Result per set (points) | | | | | Total Points | Time | Spectators |
|----|------------|-----------|-----|-------------------------|-------|-------|---|---|--------------|------|------------|
| | | | | 1 | 2 | 3 | 4 | 5 | | | |
| 42 | 2016-07-10 | ARG - CAN | 3-0 | 25-21 | 25-23 | 25-23 | | | 75-67 | 1:24 | 400 |

Final 3/4

| No | Date | Teams | Set | Result per set (points) | | | | | Total Points | Time | Spectators |
|----|------------|-----------|-----|-------------------------|------|-------|------|---|--------------|------|------------|
| | | | | 1 | 2 | 3 | 4 | 5 | | | |
| 43 | 2016-07-10 | USA - CUB | 3-1 | 20-25 | 25-9 | 25-15 | 25-9 | | 95-58 | 1:29 | 2000 |

Final 1/2

| No | Date | Teams | Set | Result per set (points) | | | | | Total Points | Time | Spectators |
|----|------------|-----------|-----|-------------------------|-------|-------|-------|------|--------------|------|------------|
| | | | | 1 | 2 | 3 | 4 | 5 | | | |
| 44 | 2016-07-10 | PUR - DOM | 2-3 | 25-23 | 19-25 | 25-20 | 21-25 | 6-15 | 96-108 | 2:31 | 6000 |

TEAM RANKING

Pool A

| Rk | Code | Team | Matches | | | Pts | Results details | | | | | | Sets | | | Points | | |
|----|------|--------------------|---------|---|---|-----|-----------------|-----|-----|-----|-----|-----|------|----|--------|--------|-----|-------|
| | | | W | L | T | | 3-0 | 3-1 | 3-2 | 2-3 | 1-3 | 0-3 | W | L | Ratio | W | L | Ratio |
| 1 | DOM | Dominican Republic | 5 | 0 | 5 | 24 | 4 | 1 | 0 | 0 | 0 | 0 | 15 | 1 | 15.000 | 393 | 291 | 1.350 |
| 2 | PUR | Puerto Rico | 4 | 1 | 5 | 20 | 4 | 0 | 0 | 0 | 0 | 1 | 12 | 3 | 4.000 | 365 | 291 | 1.254 |
| 3 | CAN | Canada | 3 | 2 | 5 | 13 | 1 | 2 | 0 | 0 | 0 | 2 | 9 | 8 | 1.125 | 384 | 377 | 1.018 |
| 4 | COL | Colombia | 2 | 3 | 5 | 9 | 0 | 1 | 1 | 0 | 2 | 1 | 8 | 12 | 0.666 | 411 | 445 | 0.923 |
| 5 | VEN | Venezuela | 1 | 4 | 5 | 7 | 1 | 0 | 0 | 0 | 2 | 2 | 5 | 12 | 0.416 | 337 | 405 | 0.832 |
| 6 | MEX | Mexico | 0 | 5 | 5 | 2 | 0 | 0 | 0 | 1 | 0 | 4 | 2 | 15 | 0.133 | 328 | 409 | 0.801 |

Pool B

| Rk | Code | Team | Matches | | | | Pts | Results details | | | | | | Sets | | | Points | | |
|----|------|---------------------|---------|---|---|----|-----|-----------------|-----|-----|-----|-----|-----|------|-------|-------|--------|-------|-------|
| | | | W | L | T | | | 3-0 | 3-1 | 3-2 | 2-3 | 1-3 | 0-3 | W | L | Ratio | W | L | Ratio |
| 1 | USA | USA | 5 | 0 | 5 | 23 | 4 | 0 | 1 | 0 | 0 | 0 | 15 | 2 | 7.500 | 404 | 293 | 1.378 | |
| 2 | CUB | Cuba | 3 | 2 | 5 | 18 | 3 | 0 | 0 | 1 | 1 | 0 | 12 | 6 | 2.000 | 397 | 347 | 1.144 | |
| 3 | ARG | Argentina | 3 | 2 | 5 | 16 | 2 | 1 | 0 | 1 | 0 | 1 | 11 | 7 | 1.571 | 394 | 351 | 1.122 | |
| 4 | PER | Peru | 3 | 2 | 5 | 12 | 1 | 1 | 1 | 0 | 0 | 2 | 9 | 9 | 1.000 | 406 | 369 | 1.100 | |
| 5 | TRI | Trinidad and Tobago | 1 | 4 | 5 | 6 | 1 | 0 | 0 | 0 | 1 | 3 | 4 | 12 | 0.333 | 292 | 379 | 0.770 | |
| 6 | CRC | Costa Rica | 0 | 5 | 5 | 0 | 0 | 0 | 0 | 0 | 0 | 5 | 0 | 15 | 0.000 | 221 | 375 | 0.589 | |



P-2 VOLLEYBALL • Match result



Women's Pan American Cup 2016
Final Classification 7/8 (Places 7-8)

Match: 41 **Date:** 10/07/2016 **Spectators:** 150
City: Santo Domingo
Hall: Club San Carlos
Match duration: Start: 14:00 End: 16:02 Total: 2:02

| Teams | Sets | 1 | 2 | 3 | 4 | 5 | Total |
|---------------------|------|------|------|------|------|---|-------|
| COL | 3 | 25 | 20 | 25 | 25 | | 95 |
| VEN | 1 | 19 | 25 | 17 | 13 | | 74 |
| Set duration | | 0:26 | 0:26 | 0:40 | 0:21 | | 1:53 |

Referees: FIGUEROA, Miguel (PUR) & PEREZ, Lourdes (CUB)

| COL • Colombia | | 1 | 2 | 3 | 4 | 5 | Pts |
|----------------|-------------------------------|---|---|---|---|---|-----|
| 1 | Caraballo Maria Paula (MB) | | | | | | |
| 2 | Soto Yeisy (MB) | | □ | ■ | ■ | | 6 |
| 3 | Moreno Pino Kenny (OP) | ■ | ■ | ■ | ■ | | 22 |
| 4 | Segovia Dayana (WS) | ■ | ■ | ■ | ■ | | 14 |
| 6 | Zuleta Garcia Lorena (MB) | ■ | ■ | ■ | ■ | | 12 |
| 8 | Mancilla Mery Felisa (S) | | | | | | |
| 13 L | Gomez Camila (L) | L | L | L | L | | |
| 14 | Ararat Maria Fernanda (OP) | | | | | | |
| 15 | Marin Maria Alejandra (S) | ■ | ■ | ■ | ■ | | 3 |
| 16 | Rangel Melissa (MB) | ■ | ■ | | | | 4 |
| 18 | Alegrias Valeria (WS) | | | | | | |
| 19 | Martinez Maria Margarita (WS) | ■ | ■ | ■ | ■ | | 6 |

Coach: GUILLAUME EDUARDO
Assistant: SILVA BRYAN

| VEN • Venezuela | | 1 | 2 | 3 | 4 | 5 | Pts |
|-----------------|------------------------------------|---|---|---|---|---|-----|
| 2 | Delfines Melendez Luz Maguy (OP) | ■ | | | | | 3 |
| 4 | Medina Chacoa Winderlys Gisel (WS) | □ | ■ | □ | ■ | | 5 |
| 5 | Franchesco Machado Genesis (S) | ■ | ■ | ■ | ■ | | 1 |
| 6 L | Valero Balaguer Maria (L) | L | L | L | L | | |
| 7 | Bidean Sharlin (MB) | ■ | ■ | ■ | ■ | | 10 |
| 8 | Morillo Chirinos Leyna (WS) | | | | | | |
| 10 | Glod Desiree (WS) | ■ | ■ | ■ | ■ | | 10 |
| 11 | Serrano Meriyen (OP) | | | | | | |
| 12 | Quijada Teran Gheraldine (S) | | | | | | |
| 14 | Blanco Iriarte Aleoscar (MB) | ■ | ■ | ■ | ■ | | 9 |
| 16 | Colmenares Angerlis (WS) | □ | ■ | ■ | ■ | | 9 |
| 17 | Acosta Alvarado Roslandy (WS) | ■ | □ | ■ | | | 7 |

Coach: NIETO IVAN (VEN)
Assistant: GUTIERREZ ROMAN (VEN)

TEAMS AND PLAYERS PERFORMANCES

| Won Pts | Total Atts | No Name | Scoring Skills | Won Pts | Total Atts | No Name |
|---------|------------|-----------------------------|-------------------|---------|------------|---------------------------------|
| 50 | 125 | Total Team | | 49 | 142 | Total Team |
| 19 | 47 | 3 Moreno Pino Kenny (OP) | Spike | 9 | 21 | 14 Blanco Iriarte Aleoscar (MB) |
| 9 | 25 | 4 Segovia Dayana (WS) | | 9 | 29 | 10 Glod Desiree (WS) |
| 13 | 65 | Total Team | Block | 3 | 50 | Total Team |
| 3 | 8 | 4 Segovia Dayana (WS) | | 1 | 5 | 17 Acosta Alvarado Roslandy |
| 3 | 14 | 6 Zuleta Garcia Lorena (MB) | | 1 | 5 | 10 Glod Desiree (WS) |
| 4 | 94 | Total Team | Serve | 2 | 75 | Total Team |
| 2 | 20 | 4 Segovia Dayana (WS) | | 1 | 8 | 4 Medina Chacoa Winderlys |
| 1 | 14 | 6 Zuleta Garcia Lorena (MB) | | 1 | 11 | 7 Bidean Sharlin (MB) |
| 28 | | Total Team | Opp. error | 20 | | Total Team |
| 95 | 284 | Total Team | Total | 74 | 267 | Total Team |

| | | | | | | |
|----|----|--------------------------|--------------------|----|----|-----------------------|
| 22 | 75 | 3 Moreno Pino Kenny (OP) | Best Scorer | 10 | 41 | 7 Bidean Sharlin (MB) |
|----|----|--------------------------|--------------------|----|----|-----------------------|

| Excellent | Total Atts | No Name | Non scoring Skills | Excellent | Total Atts | No Name |
|-----------|------------|------------------------------|-------------------------|-----------|------------|-----------------------------|
| 15 | 110 | Total Team | | 16 | 106 | Total Team |
| 6 | 35 | 13 Gomez Camila (L) | Dig | 6 | 20 | 10 Glod Desiree (WS) |
| 3 | 11 | 19 Martinez Maria Margarita | | 3 | 29 | 6 Valero Balaguer Maria (L) |
| 7 | 97 | Total Team | Set | 9 | 122 | Total Team |
| 7 | 85 | 15 Marin Maria Alejandra (S) | | 9 | 110 | 5 Franchesco Machado |
| 20 | 62 | Total Team | Reception | 20 | 86 | Total Team |
| 10 | 29 | 19 Martinez Maria Margarita | <u>Success - Faults</u> | 9 | 27 | 6 Valero Balaguer Maria (L) |
| 10 | 32 | 13 Gomez Camila (L) | <u># Attempts</u> | 4 | 19 | 4 Medina Chacoa Winderlys |

■ Starting line-up Pts = Points scored [nn] = Captain
□ Substitute Atts = Attempts L = Libero
Opp = Opponent





P-2 VOLLEYBALL • Match result



Women's Pan American Cup 2016
Final Classification 5/6 (Places 5-6)

Match: 42 **Date:** 10/07/2016 **Spectators:** 400
City: Santo Domingo
Hall: Club San Carlos
Match duration: **Start:** 16:40 **End:** 18:10 **Total:** 1:30

| Teams | Sets | 1 | 2 | 3 | 4 | 5 | Total |
|---------------------|----------|------|------|------|---|---|-------|
| ARG | 3 | 25 | 25 | 25 | | | 75 |
| CAN | 0 | 21 | 23 | 23 | | | 67 |
| Set duration | | 0:27 | 0:28 | 0:29 | | | 1:24 |

Referees: GALINDO, Misael (COL) & VILLALOBOS, Tatiana (CRC)

| ARG • Argentina | | 1 | 2 | 3 | 4 | 5 | Pts |
|-----------------|---------------------------------------|---|---|---|---|---|-----|
| 2 | Acosta Tanya (WS) | ■ | ■ | ■ | | | 7 |
| 3 | Nizetich Paula Yamila (WS) | | | | | | |
| 5 | Fresco Lucia (OP) | ■ | ■ | ■ | | | 9 |
| 8 | Piccolo Sol (WS) | | | | | | |
| 9 | Sagardia Clarisa (S) | □ | □ | | | | |
| 10 | Sosa Emilce (MB) | ■ | ■ | ■ | | | 10 |
| 11 | Lazcano Julieta Constanza (MB) | ■ | ■ | ■ | | | 5 |
| 12 | L Rizzo Tatiana Soledad (L) | L | L | L | | | |
| 14 | Fernandez Josefina (WS) | ■ | ■ | ■ | | | 10 |
| 15 | L Fortuna Antonela (L) | | | | | | |
| 16 | Busquets Reyes Florencia Natasha (MB) | □ | □ | □ | | | 2 |
| 18 | Castiglione Yael (S) | ■ | ■ | ■ | | | 4 |
| 19 | Martinez Franchi Morena (WS) | □ | □ | □ | | | |
| 20 | Castiglione Carla (OP) | | | | | | |

Coach: ORDUNA, Guillermo
Assistant: CACERES, Guillermo

| CAN • Canada | | 1 | 2 | 3 | 4 | 5 | Pts |
|--------------|--------------------------|---|---|---|---|---|-----|
| 1 | L Niles Jessica (L) | | | | L | L | L |
| 2 | Brisebois Danielle (WS) | ■ | ■ | □ | | | 7 |
| 3 | Nadeau Marie-Sophie (WS) | | | | □ | | 4 |
| 4 | Reesor Michaela (WS) | ■ | ■ | ■ | | | 2 |
| 5 | Smith Danielle (S) | □ | □ | ■ | | | |
| 7 | Dormann Alina (OP) | | | | | | |
| 8 | Ogoms Alicia (MB) | | | | □ | | |
| 11 | L Mckay Alison (L) | | | | | | |
| 12 | Cross Jennifer (MB) | ■ | ■ | ■ | | | 6 |
| 13 | Charuk Lucille (MB) | ■ | ■ | ■ | | | 7 |
| 16 | Joseph Shainah (OP) | ■ | ■ | ■ | | | 11 |
| 19 | Bélanger Marie-Alex (WS) | □ | □ | ■ | | | 7 |
| 20 | Perrin Alicia (MB) | □ | | | | | 1 |
| 22 | Cyr Megan (S) | ■ | ■ | □ | | | |

Coach: Arnd Ludwig
Assistant: Ryan Ratuszniak

TEAMS AND PLAYERS PERFORMANCES

| Won Pts | Total Atts | No Name | Scoring Skills | Won Pts | Total Atts | No Name |
|-----------|------------|----------------------------|-------------------|-----------|------------|-----------------------------|
| 32 | 108 | Total Team | | 33 | 105 | Total Team |
| 8 | 29 | 14 Fernandez Josefina (WS) | Spike | 8 | 33 | 16 Joseph Shainah (OP) |
| 8 | 34 | 5 Fresco Lucia (OP) | | 6 | 12 | 19 Bélanger Marie-Alex (WS) |
| 10 | 42 | Total Team | Block | 9 | 47 | Total Team |
| 4 | 14 | 10 Sosa Emilce (MB) | | 3 | 11 | 13 Charuk Lucille (MB) |
| 2 | 6 | 14 Fernandez Josefina (WS) | | 3 | 6 | 16 Joseph Shainah (OP) |
| 5 | 73 | Total Team | Serve | 3 | 69 | Total Team |
| 2 | 18 | 18 Castiglione Yael (S) | | 2 | 8 | 2 Brisebois Danielle (WS) |
| 1 | 11 | 2 Acosta Tanya (WS) | | 1 | 6 | 3 Nadeau Marie-Sophie (WS) |
| 28 | | Total Team | Opp. error | 22 | | Total Team |
| 75 | 223 | Total Team | Total | 67 | 221 | Total Team |

| | | | | | | |
|----|----|---------------------|--------------------|----|----|------------------------|
| 10 | 41 | 10 Sosa Emilce (MB) | Best Scorer | 11 | 45 | 16 Joseph Shainah (OP) |
|----|----|---------------------|--------------------|----|----|------------------------|

| Excellent | Total Atts | No Name | Non scoring Skills | Excellent | Total Atts | No Name |
|-----------|------------|------------------------------|-------------------------|-----------|------------|---------------------------|
| 21 | 86 | Total Team | | 19 | 78 | Total Team |
| 5 | 20 | 12 Rizzo Tatiana Soledad (L) | Dig | 8 | 17 | 1 Niles Jessica (L) |
| 5 | 12 | 14 Fernandez Josefina (WS) | | 5 | 9 | 2 Brisebois Danielle (WS) |
| 5 | 97 | Total Team | Set | 10 | 103 | Total Team |
| 5 | 85 | 18 Castiglione Yael (S) | | 7 | 49 | 5 Smith Danielle (S) |
| 18 | 60 | Total Team | Reception | 21 | 63 | Total Team |
| 9 | 25 | 14 Fernandez Josefina (WS) | <u>Success - Faults</u> | 10 | 21 | 1 Niles Jessica (L) |
| 4 | 20 | 2 Acosta Tanya (WS) | <u># Attempts</u> | 4 | 17 | 2 Brisebois Danielle (WS) |

■ Starting line-up Pts = Points scored [nn] = Captain
□ Substitute Atts = Attempts L = Libero
Opp = Opponent





P-2 VOLLEYBALL • Match result



Women's Pan American Cup 2016
Final 3/4 (Places 3-4)

Match: 43 **Date:** 10/07/2016 **Spectators:** 2,000
City: Santo Domingo
Hall: Palacio de Voleibol
Match duration: Start: 15:25 End: 17:03 Total: 1:38

| Teams | Sets | 1 | 2 | 3 | 4 | 5 | Total |
|---------------------|----------|------|------|------|------|---|-------|
| USA | 3 | 20 | 25 | 25 | 25 | | 95 |
| CUB | 1 | 25 | 9 | 15 | 9 | | 58 |
| Set duration | | 0:24 | 0:20 | 0:23 | 0:22 | | 1:29 |

Referees: RAMIREZ, Yury (DOM) & CASADO, Nicolás (ARG)

| USA • USA | | 1 | 2 | 3 | 4 | 5 | Pts |
|-----------|----------------------------|---|---|---|---|---|-----|
| 1 | Carlini Lauren (S) | ☐ | | ☐ | | | 1 |
| 3 | Hancock Micha (S) | ■ | ■ | ■ | ■ | | 15 |
| 4 | Courtney Megan (WS) | ■ | ■ | ■ | ■ | | 13 |
| 5 | Howard Brittany (WS) | ☐ | | | | | |
| 6 | Kingdon Madison (WS) | ■ | ■ | ■ | ■ | | 7 |
| 7 | Simpson Taylor (WS) | | ■ | ■ | ■ | | 12 |
| 10 | Holston Alexandra (OP) | ■ | | ☐ | | | 3 |
| 11 | Taylor Nikki (OP) | ☐ | | | | | 1 |
| 12 | Wopat Carly (MB) | ■ | ■ | ■ | ■ | | 12 |
| 13 | Alhassan Rhamat (MB) | ■ | ■ | ■ | ■ | | 11 |
| 14 | Payne Kelsie (MB) | | | | ☐ | | 1 |
| 22 | L Wong-Orantes Justine (L) | L | L | L | L | | |

| CUB • Cuba | | 1 | 2 | 3 | 4 | 5 | Pts |
|------------|---------------------------------------|---|---|---|---|---|-----|
| 1 | Palma Rodriguez Dalila (S) | | ☐ | | ☐ | | |
| 2 | Gracia Gonzalez Regla Rainierys (WS) | ■ | ■ | ■ | ■ | | 5 |
| 3 | Rojas Orta Alena (MB) | | | ☐ | | | 1 |
| 5 | Hernandez Santas Yamila (S) | ■ | ■ | ■ | ■ | | 1 |
| 6 | Lescay Cajigal Daimara (MB) | ■ | ■ | ■ | ■ | | 8 |
| 10 | L Borrell Cruz Emily (L) | L | L | L | L | | |
| 14 | Sanchez Savon Dayami (WS) | | ☐ | ☐ | ☐ | | 6 |
| 16 | Diaz Cairo Yelennis (MB) | | | | | | |
| 17 | Casanova Alvarez Heidy (MB) | ■ | ■ | ■ | ■ | | 3 |
| 18 | Matienzo Linares Sulian Caridad (WS) | ■ | ■ | ■ | ☐ | | 7 |
| 19 | Alvarez Hernandez Jennifer Yanet (WS) | | ☐ | ☐ | ■ | | 3 |
| 20 | Rodriguez Lopez Heidy Margarita (OP) | ■ | ■ | ■ | ■ | | 5 |

Coach: Fisher, Daniel (USA)
Assistant: Olmstead, Heather (USA)

Coach: ROBERTO GARCIA GARC (CUB)
Assistant: LUIS G OVIEDO BONILL (CUB)

TEAMS AND PLAYERS PERFORMANCES

| Won Pts | Total Atts | No Name | Scoring Skills | Won Pts | Total Atts | No Name |
|-----------|------------|-------------------------|-------------------|-----------|------------|-------------------------------|
| 39 | 89 | Total Team | | 28 | 100 | Total Team |
| 10 | 20 | 4 Courtney Megan (WS) | Spike | 6 | 16 | 14 Sanchez Savon Dayami |
| 7 | 11 | 7 Simpson Taylor (WS) | | 5 | 14 | 2 Gracia Gonzalez Regla |
| 17 | 57 | Total Team | Block | 9 | 43 | Total Team |
| 5 | 12 | 7 Simpson Taylor (WS) | | 3 | 13 | 6 Lescay Cajigal Daimara |
| 5 | 12 | 13 Alhassan Rhamat (MB) | | 2 | 12 | 17 Casanova Alvarez Heidy |
| 20 | 94 | Total Team | Serve | 2 | 59 | Total Team |
| 12 | 31 | 3 Hancock Micha (S) | | 1 | 4 | 18 Matienzo Linares Sulian |
| 3 | 13 | 12 Wopat Carly (MB) | | 1 | 7 | 19 Alvarez Hernandez Jennifer |
| 19 | | Total Team | Opp. error | 19 | | Total Team |
| 95 | 240 | Total Team | Total | 58 | 202 | Total Team |

| | | | | | | |
|----|----|---------------------|--------------------|---|----|--------------------------|
| 15 | 39 | 3 Hancock Micha (S) | Best Scorer | 8 | 35 | 6 Lescay Cajigal Daimara |
|----|----|---------------------|--------------------|---|----|--------------------------|

| Excellent | Total Atts | No Name | Non scoring Skills | Excellent | Total Atts | No Name |
|-----------|------------|-----------------------------|-------------------------|-----------|------------|-------------------------------|
| 21 | 59 | Total Team | | 20 | 75 | Total Team |
| 9 | 17 | 22 Wong-Orantes Justine (L) | Dig | 9 | 18 | 10 Borrell Cruz Emily (L) |
| 5 | 11 | 6 Kingdon Madison (WS) | | 4 | 15 | 2 Gracia Gonzalez Regla |
| 5 | 83 | Total Team | Set | 2 | 97 | Total Team |
| 5 | 65 | 3 Hancock Micha (S) | | 2 | 86 | 5 Hernandez Santas Yamila |
| 22 | 49 | Total Team | Reception | 24 | 81 | Total Team |
| 13 | 25 | 6 Kingdon Madison (WS) | <u>Success - Faults</u> | 12 | 25 | 10 Borrell Cruz Emily (L) |
| 6 | 15 | 4 Courtney Megan (WS) | <u># Attempts</u> | 7 | 21 | 19 Alvarez Hernandez Jennifer |

■ Starting line-up Pts = Points scored [nn] = Captain
☐ Substitute Atts = Attempts L = Libero
Opp = Opponent





P-2 VOLLEYBALL • Match result



Women's Pan American Cup 2016
Final 1/2 (Places 1-2)

Match: 44 **Date:** 10/07/2016 **Spectators:** 6,000
City: Santo Domingo
Hall: Palacio de Voleibol
Match duration: Start: 17:35 End: 20:18 Total: 2:43

| Teams | Sets | 1 | 2 | 3 | 4 | 5 | Total |
|---------------------|------|------|------|------|------|------|-------|
| PUR | 2 | 25 | 19 | 25 | 21 | 6 | 96 |
| DOM | 3 | 23 | 25 | 20 | 25 | 15 | 108 |
| Set duration | | 0:38 | 0:30 | 0:34 | 0:33 | 0:16 | 2:31 |

Referees: VERA, Walter (PER) & CAMERON, Andrew (CAN)

| PUR • Puerto Rico | | 1 | 2 | 3 | 4 | 5 | Pts |
|-------------------|----------------------------|---|---|---|---|---|-----|
| 1 | L Seilhamer Debora (L) | | | | | | |
| 2 | L Venegas Shara (L) | L | L | L | L | L | |
| 3 | Mojica Vilmarie (S) | ■ | ■ | ■ | ■ | ■ | |
| 6 | Rosa Yarimar (WS) | □ | □ | □ | □ | □ | 4 |
| 7 | Enright Stephanie (WS) | ■ | ■ | ■ | ■ | ■ | 19 |
| 9 | Cruz Aurea (WS) | ■ | ■ | ■ | □ | | 8 |
| 10 | Reyes Diana (MB) | | | | | | |
| 11 | Ocasio Karina (OP) | ■ | ■ | ■ | ■ | ■ | 13 |
| 13 | Ferrer Shirley (OP) | | | □ | | | 1 |
| 14 | Valentin Natalia (S) | | | □ | □ | □ | |
| 15 | Santana Daly (WS) | □ | | □ | ■ | ■ | 13 |
| 16 | Oquendo Alexandra (MB) | ■ | ■ | ■ | ■ | ■ | 5 |
| 18 | Morales Lynda (MB) | ■ | ■ | ■ | ■ | ■ | 6 |
| 19 | Prieto Cerame Paulina (OP) | | | | | | |

Coach: Juan Carlos Nunez (PUR)
Assistant: Xiomara Molero (PUR)

| DOM • Dominican Republic | | 1 | 2 | 3 | 4 | 5 | Pts |
|--------------------------|----------------------------------|---|---|---|---|---|-----|
| 1 | Vargas Valdez Annerys (MB) | ■ | ■ | ■ | ■ | ■ | 9 |
| 2 | L Fernandez Perez Winifer (L) | | | | | | |
| 3 | Eve Mejia Lisvel (WS) | ■ | ■ | ■ | | | 4 |
| 4 | Fersola Norberto Marianne (MB) | | □ | □ | | | |
| 5 | L Castillo Brenda (L) | L | L | L | L | L | |
| 6 | Dominguez Martinez Camil (S) | | | | | | |
| 7 | Marte Frica Niverka (S) | ■ | ■ | ■ | ■ | ■ | 2 |
| 14 | Rivera Brens Prisilla (WS) | □ | □ | | □ | □ | |
| 16 | Peña Isabel Yonkaira Paola (WS) | □ | | □ | ■ | ■ | 8 |
| 17 | Mambro Casilla Gina Alt. (OP) | ■ | ■ | ■ | | | 8 |
| 18 | De La Cruz De Peña Bethania (WS) | ■ | ■ | ■ | ■ | ■ | 24 |
| 19 | Binet Stephens Ana Yorkira (WS) | □ | □ | □ | □ | ■ | |
| 20 | Martinez Brayelin (WS) | ■ | ■ | ■ | ■ | ■ | 30 |
| 21 | Martinez Jineiry (MB) | | □ | ■ | □ | | 4 |

Coach: Marcos Kwiek (BRA)
Assistant: Wagner Pacheco (BRA)

TEAMS AND PLAYERS PERFORMANCES

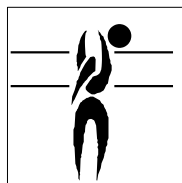

| Won Pts | Total Atts | No Name | Scoring Skills | Won Pts | Total Atts | No Name |
|---------|------------|--------------------------|-------------------|---------|------------|---------------------------|
| 56 | 164 | Total Team | | 72 | 170 | Total Team |
| 16 | 48 | 7 Enright Stephanie (WS) | Spike | 26 | 54 | 20 Martinez Brayelin (WS) |
| 12 | 38 | 11 Ocasio Karina (OP) | | 22 | 51 | 18 De La Cruz De Peña |
| 9 | 74 | Total Team | Block | 15 | 85 | Total Team |
| 4 | 25 | 18 Morales Lynda (MB) | | 5 | 23 | 1 Vargas Valdez Annerys |
| 2 | 10 | 7 Enright Stephanie (WS) | | 4 | 13 | 20 Martinez Brayelin (WS) |
| 4 | 96 | Total Team | Serve | 2 | 109 | Total Team |
| 3 | 8 | 15 Santana Daly (WS) | | 1 | 21 | 18 De La Cruz De Peña |
| 1 | 19 | 7 Enright Stephanie (WS) | | 1 | 11 | 3 Eve Mejia Lisvel (WS) |
| 27 | | Total Team | Opp. error | 19 | | Total Team |
| 96 | 334 | Total Team | Total | 108 | 364 | Total Team |

| | | | | | | |
|----|----|--------------------------|--------------------|----|----|---------------------------|
| 19 | 77 | 7 Enright Stephanie (WS) | Best Scorer | 30 | 78 | 20 Martinez Brayelin (WS) |
|----|----|--------------------------|--------------------|----|----|---------------------------|

| Excellent | Total Atts | No Name | Non scoring Skills | Excellent | Total Atts | No Name |
|-----------|------------|--------------------------|--------------------|-----------|------------|---------------------------|
| 37 | 130 | Total Team | | 52 | 139 | Total Team |
| 20 | 36 | 2 Venegas Shara (L) | Dig | 21 | 41 | 5 Castillo Brenda (L) |
| 6 | 24 | 11 Ocasio Karina (OP) | | 7 | 14 | 20 Martinez Brayelin (WS) |
| 9 | 170 | Total Team | Set | 2 | 161 | Total Team |
| 8 | 121 | 3 Mojica Vilmarie (S) | | 2 | 132 | 7 Marte Frica Niverka (S) |
| 34 | 98 | Total Team | Reception | 37 | 91 | Total Team |
| 12 | 23 | 7 Enright Stephanie (WS) | Success - Faults | 17 | 29 | 5 Castillo Brenda (L) |
| 15 | 44 | 2 Venegas Shara (L) | # Attempts | 7 | 21 | 18 De La Cruz De Peña |

■ Starting line-up Pts = Points scored [nn] = Captain
□ Substitute Atts = Attempts L = Libero
Opp = Opponent





Best Scorers

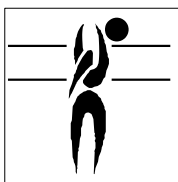
| Rk | No | Name | Team | Spike | Block | Serve | Total |
|-------------------------|----|--------------------------------------|------|--------------|------------|------------|--------------|
| 1 | 3 | Moreno Pino Kenny (OP) | COL | 159 | 12 | 3 | 174 |
| 2 | 12 | Leyva Angela (WS) | PER | 137 | 6 | 6 | 149 |
| 3 | 16 | Joseph Shainah (OP) | CAN | 86 | 17 | 11 | 114 |
| 4 | 20 | Rodriguez Lopez Heidy Margarita (OP) | CUB | 94 | 10 | 7 | 111 |
| 5 | 7 | Enright Stephanie (WS) | PUR | 79 | 14 | 17 | 110 |
| 6 | 11 | Ocasio Karina (OP) | PUR | 89 | 9 | 6 | 104 |
| 7 | 4 | Segovia Dayana (WS) | COL | 72 | 15 | 14 | 101 |
| 8 | 20 | Martinez Brayelin (WS) | DOM | 78 | 11 | 3 | 92 |
| 9 | 18 | De La Cruz De Peña Bethania (WS) | DOM | 74 | 4 | 13 | 91 |
| 10 | 17 | Acosta Alvarado Roslandy (WS) | VEN | 72 | 6 | 5 | 83 |
| 11 | 17 | Mamburu Casilla Gina Alt. (OP) | DOM | 64 | 4 | 12 | 80 |
| 11 | 2 | Brisebois Danielle (WS) | CAN | 65 | 7 | 8 | 80 |
| 11 | 14 | Blanco Iriarte Aleoscar (MB) | VEN | 58 | 15 | 7 | 80 |
| 14 | 2 | Delfines Melendez Luz Maguy (OP) | VEN | 63 | 10 | 6 | 79 |
| 14 | 18 | Matienzo Linares Sulian Caridad (WS) | CUB | 66 | 9 | 4 | 79 |
| 16 | 4 | Reesor Michaela (WS) | CAN | 66 | 7 | 5 | 78 |
| 17 | 10 | Sosa Emilce (MB) | ARG | 50 | 19 | 5 | 74 |
| 18 | 3 | Thompson Channon (WS) | TRI | 58 | 5 | 5 | 68 |
| 18 | 10 | Glod Desiree (WS) | VEN | 61 | 6 | 1 | 68 |
| 20 | 3 | Rueda Carla (WS) | PER | 51 | 8 | 8 | 67 |
| 20 | 2 | Gracia Gonzalez Regla Rainierys (WS) | CUB | 58 | 2 | 7 | 67 |
| 22 | 8 | Frias Maguilaura (OP) | PER | 52 | 6 | 8 | 66 |
| 22 | 2 | Acosta Tanya (WS) | ARG | 57 | 3 | 6 | 66 |
| 22 | 5 | Fresco Lucia (OP) | ARG | 54 | 6 | 6 | 66 |
| 22 | 16 | Rangel Melissa (MB) | COL | 42 | 16 | 8 | 66 |
| 26 | 13 | Alhassan Rhamat (MB) | USA | 36 | 24 | 5 | 65 |
| 26 | 3 | Hancock Micha (S) | USA | 9 | 6 | 50 | 65 |
| 28 | 6 | Zuleta Garcia Lorena (MB) | COL | 44 | 17 | 2 | 63 |
| 29 | 6 | Kingdon Madison (WS) | USA | 54 | 5 | 3 | 62 |
| 29 | 6 | Lescay Cajigal Daimara (MB) | CUB | 33 | 25 | 4 | 62 |
| 31 | 16 | Esdelle Krystle (OP) | TRI | 50 | 8 | 3 | 61 |
| 32 | 8 | Carranza Dulce (OP) | MEX | 48 | 3 | 6 | 57 |
| 32 | 12 | Wopat Carly (MB) | USA | 40 | 11 | 6 | 57 |
| 34 | 7 | Candelas Bibiana (MB) | MEX | 46 | 8 | 1 | 55 |
| 34 | 13 | Charuk Lucille (MB) | CAN | 36 | 12 | 7 | 55 |
| 34 | 3 | Nizetich Paula Yamila (WS) | ARG | 46 | 5 | 4 | 55 |
| 37 | 8 | Ramdin Darlene (WS) | TRI | 42 | 7 | 4 | 53 |
| 38 | 1 | Vargas Valdez Annerys (MB) | DOM | 27 | 21 | 4 | 52 |
| 39 | 5 | Rangel Andrea (WS) | MEX | 47 | 1 | 3 | 51 |
| 39 | 4 | Courtney Megan (WS) | USA | 41 | 8 | 2 | 51 |
| 39 | 9 | Cruz Aurea (WS) | PUR | 44 | 2 | 5 | 51 |
| 42 | 19 | Martinez Maria Margarita (WS) | COL | 36 | 7 | 6 | 49 |
| 43 | 10 | Ramirez Vargas Paola (WS) | CRC | 42 | 6 | 0 | 48 |
| 43 | 18 | Morales Lynda (MB) | PUR | 26 | 19 | 3 | 48 |
| 45 | 10 | Holston Alexandra (OP) | USA | 40 | 5 | 1 | 46 |
| 46 | 16 | Oquendo Alexandra (MB) | PUR | 25 | 11 | 7 | 43 |
| 46 | 12 | Cross Jennifer (MB) | CAN | 25 | 14 | 4 | 43 |
| 46 | 11 | Lazcano Julieta Constanza (MB) | ARG | 32 | 9 | 2 | 43 |
| 49 | 3 | Eve Mejia Lisvel (WS) | DOM | 27 | 11 | 4 | 42 |
| 49 | 7 | Bidean Sharlin (MB) | VEN | 25 | 11 | 6 | 42 |
| Total tournament | | | | 3,433 | 688 | 487 | 4,608 |



Best Spikers

Limit: 15.00%

| Rk | No | Name | Team | Spikes | Faults | Shots | Total Attempts | Succ. % |
|-------------------------|----|--------------------------------------|------|--------|--------|-------|----------------|---------|
| 1 | 7 | Candelas Bibiana (MB) | MEX | 46 | 9 | 37 | 92 | 50.00 |
| 2 | 12 | Leyva Angela (WS) | PER | 137 | 39 | 105 | 281 | 48.75 |
| 3 | 6 | Kingdon Madison (WS) | USA | 54 | 18 | 49 | 121 | 44.63 |
| 4 | 11 | Ocasio Karina (OP) | PUR | 89 | 31 | 80 | 200 | 44.50 |
| 5 | 20 | Martinez Brayelin (WS) | DOM | 78 | 15 | 89 | 182 | 42.86 |
| 6 | 18 | De La Cruz De Peña Bethania (WS) | DOM | 74 | 19 | 80 | 173 | 42.77 |
| 7 | 7 | Enright Stephanie (WS) | PUR | 79 | 23 | 84 | 186 | 42.47 |
| 8 | 18 | Matienzo Linares Sulian Caridad (WS) | CUB | 66 | 22 | 70 | 158 | 41.77 |
| 9 | 2 | Gracia Gonzalez Regla Rainierys (WS) | CUB | 58 | 16 | 66 | 140 | 41.43 |
| 10 | 17 | Mambro Casilla Gina Alt. (OP) | DOM | 64 | 16 | 76 | 156 | 41.03 |
| Total Tournament | | | | 3,433 | 1,256 | 4,361 | 9,050 | 37.93 |




Best Blockers

| Rk | No | Name | Team | Kill Blocks | Faults | Rebounds | Total Attempts | Avg. by set |
|-------------------------|----|------------------------------|------|-------------|--------|----------|----------------|-------------|
| 1 | 13 | Alhassan Rhamat (MB) | USA | 24 | 20 | 35 | 79 | 0.96 |
| 2 | 1 | Vargas Valdez Annerys (MB) | DOM | 21 | 26 | 48 | 95 | 0.88 |
| 3 | 6 | Lescay Cajigal Daimara (MB) | CUB | 25 | 28 | 40 | 93 | 0.83 |
| 4 | 18 | Morales Lynda (MB) | PUR | 19 | 35 | 40 | 94 | 0.70 |
| 5 | 10 | Sosa Emilce (MB) | ARG | 19 | 22 | 42 | 83 | 0.66 |
| 6 | 16 | Joseph Shainah (OP) | CAN | 17 | 15 | 24 | 56 | 0.61 |
| 7 | 17 | Flores Gamez Karina (MB) | MEX | 12 | 13 | 28 | 53 | 0.60 |
| 8 | 14 | Blanco Iriarte Aleoscar (MB) | VEN | 15 | 24 | 39 | 78 | 0.54 |
| 9 | 6 | Zuleta Garcia Lorena (MB) | COL | 17 | 25 | 55 | 97 | 0.53 |
| 10 | 7 | Enright Stephanie (WS) | PUR | 14 | 14 | 32 | 60 | 0.52 |
| Total Tournament | | | | 688 | 1,212 | 2,084 | 3,984 | 4.47 |



Best Servers

| Rk | No | Name | Team | Aces | Faults | Serve Hits | Total Attempts | Avg. by set |
|-------------------------|----|----------------------------------|------|------|--------|------------|----------------|-------------|
| 1 | 3 | Hancock Micha (S) | USA | 50 | 27 | 70 | 147 | 2.00 |
| 2 | 7 | Enright Stephanie (WS) | PUR | 17 | 8 | 71 | 96 | 0.63 |
| 3 | 18 | De La Cruz De Peña Bethania (WS) | DOM | 13 | 8 | 82 | 103 | 0.54 |
| 4 | 17 | Mambro Casilla Gina Alt. (OP) | DOM | 12 | 5 | 62 | 79 | 0.50 |
| 5 | 17 | Flores Gamez Karina (MB) | MEX | 10 | 10 | 35 | 55 | 0.50 |
| 6 | 18 | Castiglione Yael (S) | ARG | 14 | 13 | 102 | 129 | 0.48 |
| 7 | 4 | Segovia Dayana (WS) | COL | 14 | 15 | 105 | 134 | 0.44 |
| 8 | 12 | Bañuelos Fernanda (WS) | MEX | 8 | 8 | 42 | 58 | 0.40 |
| 9 | 6 | Muñoz Alexandra (S) | PER | 10 | 15 | 67 | 92 | 0.40 |
| 10 | 16 | Joseph Shainah (OP) | CAN | 11 | 18 | 53 | 82 | 0.39 |
| Total Tournament | | | | 487 | 944 | 5,124 | 6,555 | 3.16 |



Best Diggers

| Rk | No | Name | Team | Digs | Faults | Receptions | Total Attempts | Avg. by set |
|-------------------------|----|---------------------------|------|-------|--------|------------|----------------|-------------|
| 1 | 5 | Castillo Brenda (L) | DOM | 101 | 25 | 47 | 173 | 4.21 |
| 2 | 13 | Gomez Camila (L) | COL | 72 | 61 | 100 | 233 | 2.25 |
| 3 | 22 | Wong-Orantes Justine (L) | USA | 55 | 22 | 43 | 120 | 2.20 |
| 4 | 2 | Venegas Shara (L) | PUR | 59 | 14 | 39 | 112 | 2.19 |
| 5 | 2 | Lopez Robles Lizette (L) | MEX | 43 | 25 | 56 | 124 | 2.15 |
| 6 | 10 | Borrell Cruz Emily (L) | CUB | 64 | 22 | 64 | 150 | 2.13 |
| 7 | 12 | Rizzo Tatiana Soledad (L) | ARG | 55 | 31 | 97 | 183 | 1.90 |
| 8 | 5 | Palacios Vanessa (L) | PER | 45 | 31 | 67 | 143 | 1.80 |
| 9 | 6 | Valero Balaguer Maria (L) | VEN | 49 | 46 | 87 | 182 | 1.75 |
| 10 | 11 | Olton Afesha (L) | TRI | 36 | 31 | 52 | 119 | 1.64 |
| Total Tournament | | | | 1,755 | 1,683 | 3,776 | 7,214 | 11.40 |



Best Setters


| Rk | No | Name | Team | Running Sets | Faults | Still Sets | Total Attempts | Avg. by set |
|-------------------------|----|--------------------------------|------|--------------|--------|------------|----------------|-------------|
| 1 | 6 | Muñoz Alexandra (S) | PER | 58 | 2 | 500 | 560 | 2.32 |
| 2 | 3 | Hancock Micha (S) | USA | 56 | - | 261 | 317 | 2.24 |
| 3 | 5 | Franchesco Machado Genesis (S) | VEN | 61 | 6 | 543 | 610 | 2.18 |
| 4 | 7 | Marte Frica Niverka (S) | DOM | 50 | 6 | 444 | 500 | 2.08 |
| 5 | 3 | Mojica Vilmarie (S) | PUR | 56 | 5 | 451 | 512 | 2.07 |
| 6 | 18 | Castiglione Yael (S) | ARG | 55 | 7 | 546 | 608 | 1.90 |
| 7 | 5 | Smith Danielle (S) | CAN | 51 | 6 | 351 | 408 | 1.82 |
| 8 | 5 | Hernandez Santas Yamila (S) | CUB | 51 | 8 | 521 | 580 | 1.70 |
| 9 | 12 | Forde Renele (S) | TRI | 37 | 12 | 402 | 451 | 1.68 |
| 10 | 15 | Marin Maria Alejandra (S) | COL | 47 | 5 | 756 | 808 | 1.47 |
| Total Tournament | | | | 666 | 124 | 7,614 | 8,404 | 4.32 |



Best Receivers

Limit: 20.00%

| Rk | No | Name | Team | Excellents | Faults | Serve Receptions | Total Attempts | Eff. % |
|-------------------------|----|---------------------------|------|------------|--------|------------------|----------------|--------|
| 1 | 5 | Castillo Brenda (L) | DOM | 72 | 7 | 39 | 118 | 55.08 |
| 2 | 2 | Venegas Shara (L) | PUR | 52 | 4 | 57 | 113 | 42.48 |
| 3 | 2 | Lopez Robles Lizette (L) | MEX | 57 | 7 | 57 | 121 | 41.32 |
| 4 | 22 | Wong-Orantes Justine (L) | USA | 45 | 7 | 47 | 99 | 38.38 |
| 5 | 7 | Enright Stephanie (WS) | PUR | 59 | 8 | 70 | 137 | 37.23 |
| 6 | 8 | Frias Maguilaura (OP) | PER | 70 | 11 | 81 | 162 | 36.42 |
| 7 | 10 | Borrell Cruz Emily (L) | CUB | 70 | 11 | 91 | 172 | 34.30 |
| 8 | 1 | Niles Jessica (L) | CAN | 49 | 6 | 73 | 128 | 33.59 |
| 9 | 12 | Rizzo Tatiana Soledad (L) | ARG | 56 | 9 | 75 | 140 | 33.57 |
| 10 | 13 | Gomez Camila (L) | COL | 79 | 14 | 106 | 199 | 32.66 |
| Total Tournament | | | | 1,844 | 491 | 3,234 | 5,569 | 24.30 |



Best Liberos

| Rk | No | Name | Team | Excellents | Faults | In play | Total attempts | Avg. by set |
|----|----|---------------------------|------|------------|--------|---------|----------------|-------------|
| 1 | 5 | Castillo Brenda (L) | DOM | 173 | 32 | 86 | 291 | 7.21 |
| 2 | 2 | Lopez Robles Lizette (L) | MEX | 100 | 32 | 113 | 245 | 5.00 |
| 3 | 13 | Gomez Camila (L) | COL | 151 | 75 | 206 | 432 | 4.72 |
| 4 | 10 | Borrell Cruz Emily (L) | CUB | 134 | 33 | 155 | 322 | 4.47 |
| 5 | 5 | Palacios Vanessa (L) | PER | 104 | 45 | 148 | 297 | 4.16 |
| 6 | 2 | Venegas Shara (L) | PUR | 111 | 18 | 96 | 225 | 4.11 |
| 7 | 6 | Valero Balaguer Maria (L) | VEN | 113 | 65 | 189 | 367 | 4.04 |
| 8 | 22 | Wong-Orantes Justine (L) | USA | 100 | 29 | 90 | 219 | 4.00 |
| 9 | 12 | Rizzo Tatiana Soledad (L) | ARG | 111 | 40 | 172 | 323 | 3.83 |
| 10 | 11 | Olton Afesha (L) | TRI | 79 | 36 | 125 | 240 | 3.59 |



Best Spikers

Limit: 15.00%

| Rk | Team | Spikes | Faults | Shots | Total Attempts | Succ. % |
|-------------------------|-------------------------|--------|--------|-------|----------------|---------|
| 1 | DOM Dominican Republic | 322 | 77 | 336 | 735 | 43.81 |
| 2 | USA USA | 278 | 88 | 271 | 637 | 43.64 |
| 3 | PUR Puerto Rico | 343 | 112 | 371 | 826 | 41.53 |
| 4 | CUB Cuba | 306 | 115 | 339 | 760 | 40.26 |
| 5 | PER Peru | 321 | 124 | 354 | 799 | 40.18 |
| 6 | CAN Canada | 335 | 127 | 447 | 909 | 36.85 |
| 7 | COL Colombia | 370 | 110 | 532 | 1,012 | 36.56 |
| 8 | ARG Argentina | 306 | 106 | 439 | 851 | 35.96 |
| 9 | MEX Mexico | 207 | 86 | 291 | 584 | 35.45 |
| 10 | VEN Venezuela | 317 | 129 | 465 | 911 | 34.80 |
| 11 | TRI Trinidad and Tobago | 200 | 104 | 272 | 576 | 34.72 |
| 12 | CRC Costa Rica | 128 | 78 | 244 | 450 | 28.44 |
| Total Tournament | | 3,433 | 1,256 | 4,361 | 9,050 | 37.93 |




Best Blockers

| Rk | Team | Kill Blocks | Faults | Rebounds | Total Attempts | Avg. by set |
|-------------------------|-------------------------|-------------|--------|----------|----------------|-------------|
| 1 | USA USA | 76 | 98 | 149 | 323 | 3.04 |
| 2 | CAN Canada | 75 | 109 | 207 | 391 | 2.68 |
| 3 | DOM Dominican Republic | 62 | 125 | 192 | 379 | 2.58 |
| 4 | PUR Puerto Rico | 69 | 118 | 213 | 400 | 2.56 |
| 5 | CUB Cuba | 75 | 125 | 169 | 369 | 2.50 |
| 6 | COL Colombia | 77 | 123 | 249 | 449 | 2.41 |
| 7 | ARG Argentina | 67 | 113 | 179 | 359 | 2.31 |
| 8 | VEN Venezuela | 56 | 101 | 211 | 368 | 2.00 |
| 9 | TRI Trinidad and Tobago | 43 | 94 | 133 | 270 | 1.95 |
| 10 | MEX Mexico | 31 | 81 | 111 | 223 | 1.55 |
| 11 | PER Peru | 34 | 79 | 163 | 276 | 1.36 |
| 12 | CRC Costa Rica | 23 | 46 | 108 | 177 | 1.28 |
| Total Tournament | | 688 | 1,212 | 2,084 | 3,984 | 4.47 |



Best Servers

| Rk | Team | Aces | Faults | Serve Hits | Total Attempts | Avg. by set |
|-------------------------|-------------------------|------|--------|------------|----------------|-------------|
| 1 | USA USA | 76 | 95 | 400 | 571 | 3.04 |
| 2 | PUR Puerto Rico | 52 | 66 | 508 | 626 | 1.93 |
| 3 | CAN Canada | 50 | 98 | 476 | 624 | 1.79 |
| 4 | ARG Argentina | 51 | 87 | 479 | 617 | 1.76 |
| 5 | DOM Dominican Republic | 41 | 55 | 472 | 568 | 1.71 |
| 6 | PER Peru | 41 | 89 | 446 | 576 | 1.64 |
| 7 | CUB Cuba | 48 | 72 | 496 | 616 | 1.60 |
| 7 | MEX Mexico | 32 | 59 | 315 | 406 | 1.60 |
| 9 | COL Colombia | 36 | 80 | 564 | 680 | 1.13 |
| 10 | VEN Venezuela | 30 | 106 | 443 | 579 | 1.07 |
| 11 | TRI Trinidad and Tobago | 17 | 77 | 313 | 407 | 0.77 |
| 12 | CRC Costa Rica | 13 | 60 | 212 | 285 | 0.72 |
| Total Tournament | | 487 | 944 | 5,124 | 6,555 | 3.16 |



Best Diggers

| Rk | Team | Digs | Faults | Receptions | Total Attempts | Avg. by set |
|-------------------------|-------------------------|-------|--------|------------|----------------|-------------|
| 1 | DOM Dominican Republic | 227 | 108 | 280 | 615 | 9.46 |
| 2 | PUR Puerto Rico | 217 | 117 | 315 | 649 | 8.04 |
| 3 | CAN Canada | 180 | 150 | 382 | 712 | 6.43 |
| 4 | PER Peru | 159 | 127 | 338 | 624 | 6.36 |
| 5 | COL Colombia | 201 | 227 | 464 | 892 | 6.28 |
| 6 | USA USA | 134 | 89 | 228 | 451 | 5.36 |
| 6 | VEN Venezuela | 150 | 173 | 404 | 727 | 5.36 |
| 8 | ARG Argentina | 143 | 148 | 371 | 662 | 4.93 |
| 9 | MEX Mexico | 94 | 148 | 236 | 478 | 4.70 |
| 10 | CUB Cuba | 140 | 152 | 321 | 613 | 4.67 |
| 11 | TRI Trinidad and Tobago | 69 | 133 | 214 | 416 | 3.14 |
| 12 | CRC Costa Rica | 41 | 111 | 223 | 375 | 2.28 |
| Total Tournament | | 1,755 | 1,683 | 3,776 | 7,214 | 11.40 |



Best Setters

| Rk | Team | Running Sets | Faults | Still Sets | Total Attempts | Avg. by set |
|-------------------------|-------------------------|--------------|--------|------------|----------------|-------------|
| 1 | USA USA | 80 | 2 | 513 | 595 | 3.20 |
| 2 | CAN Canada | 84 | 17 | 774 | 875 | 3.00 |
| 3 | PUR Puerto Rico | 75 | 10 | 706 | 791 | 2.78 |
| 4 | PER Peru | 62 | 2 | 649 | 713 | 2.48 |
| 5 | DOM Dominican Republic | 55 | 7 | 641 | 703 | 2.29 |
| 6 | VEN Venezuela | 61 | 9 | 745 | 815 | 2.18 |
| 7 | ARG Argentina | 56 | 12 | 684 | 752 | 1.93 |
| 7 | CUB Cuba | 58 | 17 | 664 | 739 | 1.93 |
| 9 | TRI Trinidad and Tobago | 37 | 15 | 474 | 526 | 1.68 |
| 10 | COL Colombia | 49 | 8 | 882 | 939 | 1.53 |
| 11 | MEX Mexico | 29 | 5 | 515 | 549 | 1.45 |
| 12 | CRC Costa Rica | 20 | 20 | 367 | 407 | 1.11 |
| Total Tournament | | 666 | 124 | 7,614 | 8,404 | 4.32 |



Best Receivers

Limit: 20.00%

| Rk | Team | Excellents | Faults | Serve Receptions | Total Attempts | Eff. % |
|-------------------------|-------------------------|------------|--------|------------------|----------------|--------|
| 1 | PUR Puerto Rico | 192 | 22 | 237 | 451 | 37.69 |
| 2 | USA USA | 155 | 30 | 196 | 381 | 32.81 |
| 3 | DOM Dominican Republic | 152 | 28 | 199 | 379 | 32.72 |
| 4 | PER Peru | 171 | 34 | 233 | 438 | 31.28 |
| 5 | COL Colombia | 196 | 42 | 347 | 585 | 26.32 |
| 6 | MEX Mexico | 136 | 40 | 217 | 393 | 24.43 |
| 7 | CAN Canada | 167 | 39 | 336 | 542 | 23.62 |
| 8 | TRI Trinidad and Tobago | 131 | 36 | 266 | 433 | 21.94 |
| 9 | ARG Argentina | 149 | 40 | 316 | 505 | 21.58 |
| 10 | VEN Venezuela | 169 | 63 | 339 | 571 | 18.56 |
| 11 | CUB Cuba | 143 | 57 | 315 | 515 | 16.70 |
| 12 | CRC Costa Rica | 83 | 60 | 233 | 376 | 6.12 |
| Total Tournament | | 1,844 | 491 | 3,234 | 5,569 | 24.30 |



Dominicans crowned at home with fourth gold medal

SANTO DOMINGO, Dominican Republic, July 10, 2016 – Hosts Dominican Republic outpowered Puerto Rico in the tie-breaker of the gold medal match to claim their fourth title in the history of the Women's Volleyball Pan American Cup by defeating Puerto Rico 3-2 (23-25, 25-19, 20-25, 25-21, 15-6) in front of some 6,500 spectators at Ricardo Arias Gymnasium on Sunday.

It was the fourteenth overall medal for the Dominicans, who also have collected seven silver medals and three bronzes. Puerto Rico attained their first silver ever to go with two bronzes.

Brayelin Martinez and Bethania de la Cruz registered 30 and 24 points, respectively, to spearhead the solid attack of the home side. Annerys Vargas finished with 9 while Yonkaira Peña and Gina Mambro had 8 points each.

Stephanie Enright topscored Puerto Rico with 19 points, and Karina Ocasio and Daly Santana had 13 points apiece.

In the bronze medal match, the United States recovered from a slow start and stormed past Cuba 3-1 (20-25, 25-9, 25-15, 25-9).

Micha Hancock laced 12 aces to break her own Pan American Cup record of 11 service winners in a single match set earlier in the week against Costa Rica. She finished the tournament with 50 aces, 22 more than the previous mark of 28 set last year by Cuban Melissa Vargas.

It is the ninth overall medal for the United States in the history of the Pan American Cup, including four gold medals, two silvers and three bronzes.

Hancock had 15 points to lead five USA players with double digits in scoring. Megan Courtney was next with 13, Taylor Simpson and Carly Wopat had 12 points each and Rhamat Alhassan charted 11. Cuba's Daimara Lescay topped the losers with 8 points.

The Americans outclassed the Cubans in blocks 17-9 and aces 20-2. Each team committed 19 errors.

Argentina 3, Canada 0

Argentina swept Canada 3-0 (25-21, 25-23, 25-23) in the match for fifth place. Emilce Sosa collected 10 points, including four blocks, to lead the South American side. Josefina Fernandez added 10 in the victory, with two blocks, and Lucia Fresco contributed 9 points. Shainah Joseph was the best for Canada with 11 points.

Colombia 3, Venezuela 1

Kenny Moreno scored 22 points to lead Colombia to a 3-1 (25-19, 20-25, 25-17, 25-13) over Venezuela in the match for seventh place. Moreno finished the tournament with a new record of 174 points, shattering the previous mark set of 151 set by Puerto Rican Aury Cruz in 2009. Dayana Segovia and Lorena Zuleta chipped in with 14 and 12 points, respectively, in the victory. Sharlin Bidean and Desiree Glod got 10 points apiece for Venezuela.



Dominicanas coronadas en casa con cuarta medalla de oro

SANTO DOMINGO, República Dominicana, 10 de julio, 2016 – El anfitrión República Dominicana superó a Puerto Rico en poderío durante el desempate del partido por la medalla de oro para reclamar su cuarto título en la historia de la Copa Panamericana de Voleibol Femenino al derrotar a Puerto Rico 3-2 (23-25, 25-19, 20-25, 25-21, 15-6) frente a unos 6,500 espectadores en el Gimnasio Ricardo Arias este domingo.

Fue la medalla número catorce en general para las dominicanas, quienes también han recogido siete medallas de plata y tres de bronce. Puerto Rico logró su primera plata para unirla a dos de bronce.

Brayelin Martínez y Bethania de la Cruz registraron 30 y 24 puntos, respectivamente, para encabezar el ataque sólido de las locales. Annerys Vargas terminó con 9 mientras que Yonkaira Peña y Gina Mambrú tuvieron 8 puntos cada una.

Stephanie Enright fue la mejor de Puerto Rico con 19 puntos y Karina Ocasio y Daly Santana tuvieron 13 puntos cada uno.

En el juego por la medalla de bronce, los Estados Unidos se recuperaron de un comienzo lento y arrollaron a Cuba 3-1 (20-25, 25-9, 25-15, 25-9).

Micha Hancock entrelazó 12 ases para romper su propio récord en la Copa Panamericana de 11 saques ganadores en un partido establecido anteriormente en la semana contra Costa Rica. Ella terminó el torneo con 50 ases, 22 más que la marca anterior de 28 establecida el año pasado por la cubana Melissa Vargas.

Es la novena medalla en general para los Estados Unidos en la historia de la Copa Panamericana, incluyendo cuatro medallas de oro, dos de plata y tres de bronce.

Hancock tuvo 15 puntos para encabezar a cinco jugadores de Estados Unidos con dos dígitos en anotación. Megan Courtney estuvo cerca con 13, Taylor Simpson y Carly Wopat tuvieron 12 puntos cada una y Rhamat Alhassan produjo 11. Por Cuba, Daimara Lescay encabezó a las perdedoras con 8 puntos.

EEUU superó a Cuba en bloqueos 17-9 y 20-2 en ases. Cada equipo cometió 19 errores.

Argentina 3, Canadá 0

Argentina barrió a Canadá 3-0 (25-21, 25-23, 25-23) en el partido por el quinto lugar. Emilce Sosa recogió 10 puntos, incluyendo cuatro bloqueos, para encabezar el equipo sudamericano. Josefina Fernández agregó 10 en la victoria, con dos bloqueos, y Lucía Fresco contribuyó con 9 puntos. Shainah Joseph fue la mejor por Canadá con 11 puntos.

Colombia 3, Venezuela 1

Kenny Moreno anotó 22 puntos para llevar a Colombia a una victoria 3-1 (25-19, 20-25, 25-17, 25-13) sobre Venezuela en el partido por el séptimo lugar. Moreno terminó el torneo con un nuevo récord de 174 puntos, rompiendo la marca anterior de 151 establecida por la puertorriqueña Aury Cruz en 2009. Dayana Segovia y Lorena Zuleta contribuyeron con 14 y 12 puntos, respectivamente, en la victoria. Sharlin Bidean y Desiree Glod consiguieron 10 puntos cada una para Venezuela.