

Match: 14 Date: 01/07/2023 Spectators: 600
City: San Salvador
Hall: Sports Palace Carlos El Famoso Hernández
Match duration: Start: 13:30 End: Total:


| Teams | Sets | 1 | 2 | 3 | 4 | 5 | Total |
|-----------|------|------|------|------|---|---|-------|
| ESA | 3 | 25 | 25 | 25 | | | 75 |
| SUR | 0 | 19 | 23 | 22 | | | 64 |
| Duration: | | 0:23 | 0:31 | 0:25 | | | 1:19 |



ESA • El Salvador


| | | Rk | No | Name | Pos. | Attacks | Faults | Shots | Total Attempts | Succ. % |
|----------------------------------------------------------------------------------|--|----|----|--------------------------------|------|---------|--------|-------|----------------|---------|
|  | | 1 | 8 | Guidos Barrera Diego Alejandro | MB | 8 | 2 | 4 | 14 | 57.14 |
| | | 2 | 1 | Chávez Rodrigo | OH | 13 | 4 | 11 | 28 | 46.43 |
| | | 3 | 15 | Ortiz Ramos Gustavo Andres | OP | 5 | 3 | 6 | 14 | 35.71 |
| | | - | 2 | Cano Silvestre Abner Itiel | OH | 3 | 3 | 1 | 7 | |
| | | - | 3 | Vargas Romero Gabriel Baltazar | OH | 1 | 3 | 2 | 6 | |
| | | - | 4 | Ceron Ruiz Diego Alejandro | OH | 0 | 0 | 0 | 0 | |
| | | - | 5 | Mira Avelar Ricardo Obed | MB | 0 | 0 | 2 | 2 | |
| | | - | 6 | Navarro Mendez Diego Alejandro | OP | 2 | 1 | 3 | 6 | |
| | | - | 7 | Platero Manuel | MB | 0 | 0 | 0 | 0 | |
| | | - | 9 | Vargas Claros Juan Carlos | S | 0 | 1 | 1 | 2 | |
| | | - | 19 | Nochez Aviles Mario Antonio | L | 0 | 0 | 0 | 0 | |
| | | - | 21 | López Martínez Favio José | MB | 4 | 2 | 3 | 9 | |
| Total Team | | | | | | 36 | 19 | 33 | 88 | 40.91 |


Limit: 15.00%


| | | Rk | No | Name | Pos. | Kill Blocks | Faults | Rebounds | Total Attempts | Avg. by set |
|-----------------------------------------------------------------------------------|--|----|----|--------------------------------|------|-------------|--------|----------|----------------|-------------|
|  | | 1 | 8 | Guidos Barrera Diego Alejandro | MB | 6 | 4 | 1 | 11 | 2.00 |
| | | 2 | 1 | Chávez Rodrigo | OH | 3 | 2 | 0 | 5 | 1.00 |
| | | 3 | 2 | Cano Silvestre Abner Itiel | OH | 1 | 1 | 1 | 3 | 0.33 |
| | | | 15 | Ortiz Ramos Gustavo Andres | OP | 1 | 2 | 2 | 5 | 0.33 |
| | | - | 3 | Vargas Romero Gabriel Baltazar | OH | 0 | 0 | 0 | 0 | |
| | | - | 4 | Ceron Ruiz Diego Alejandro | OH | 0 | 0 | 0 | 0 | |
| | | - | 5 | Mira Avelar Ricardo Obed | MB | 0 | 1 | 2 | 3 | |
| | | - | 6 | Navarro Mendez Diego Alejandro | OP | 0 | 1 | 1 | 2 | |
| | | - | 7 | Platero Manuel | MB | 0 | 0 | 0 | 0 | |
| | | - | 9 | Vargas Claros Juan Carlos | S | 0 | 4 | 1 | 5 | |
| | | - | 19 | Nochez Aviles Mario Antonio | L | 0 | 0 | 0 | 0 | |
| | | - | 21 | López Martínez Favio José | MB | 0 | 5 | 3 | 8 | |
| Total Team | | | | | | 11 | 20 | 11 | 42 | 3.67 |

| | | Rk | No | Name | Pos. | Aces | Faults | Serve Hits | Total Attempts | Avg. by set |
|------------------------------------------------------------------------------------|--|----|----|--------------------------------|------|------|--------|------------|----------------|-------------|
|  | | 1 | 8 | Guidos Barrera Diego Alejandro | MB | 2 | 1 | 11 | 14 | 0.67 |
| | | 2 | 6 | Navarro Mendez Diego Alejandro | OP | 1 | 0 | 6 | 7 | 0.33 |
| | | | 9 | Vargas Claros Juan Carlos | S | 1 | 0 | 14 | 15 | 0.33 |
| | | | 15 | Ortiz Ramos Gustavo Andres | OP | 1 | 0 | 8 | 9 | 0.33 |
| | | - | 1 | Chávez Rodrigo | OH | 0 | 1 | 6 | 7 | |
| | | - | 2 | Cano Silvestre Abner Itiel | OH | 0 | 1 | 4 | 5 | |
| | | - | 3 | Vargas Romero Gabriel Baltazar | OH | 0 | 0 | 2 | 2 | |
| | | - | 4 | Ceron Ruiz Diego Alejandro | OH | 0 | 0 | 0 | 0 | |
| | | - | 5 | Mira Avelar Ricardo Obed | MB | 0 | 1 | 1 | 2 | |
| | | - | 7 | Platero Manuel | MB | 0 | 0 | 0 | 0 | |
| | | - | 19 | Nochez Aviles Mario Antonio | L | 0 | 0 | 0 | 0 | |
| | | - | 21 | López Martínez Favio José | MB | 0 | 2 | 10 | 12 | |
| Total Team | | | | | | 5 | 6 | 62 | 73 | 1.67 |

| Team | Total Team | 23 | 6 | | 29 | |
|------|------------|----|---|--|----|--|
| | Total Team | 23 | 6 | | 29 | |

|  Dig | Rk | No | Name | Pos. | Digs | Faults | Receptions | Total Attempts | Avg. by set |
|-----------------------------------------------------------------------------------------|----|--------------------------------|-----------------------------|------|------|--------|------------|----------------|-------------|
| | 1 | 19 | Nochez Aviles Mario Antonio | L | 12 | 2 | 5 | 19 | 4.00 |
| 2 | 15 | Ortiz Ramos Gustavo Andres | OP | 7 | 0 | 2 | 9 | 2.33 | |
| 3 | 9 | Vargas Claros Juan Carlos | S | 6 | 1 | 0 | 7 | 2.00 | |
| 4 | 1 | Chávez Rodrigo | OH | 2 | 4 | 1 | 7 | 0.67 | |
| | 3 | Vargas Romero Gabriel Baltazar | OH | 2 | 0 | 0 | 2 | 0.67 | |
| | 6 | Navarro Mendez Diego Alejandro | OP | 2 | 0 | 0 | 2 | 0.67 | |
| 7 | 2 | Cano Silvestre Abner Itiel | OH | 1 | 0 | 0 | 1 | 0.33 | |
| | 8 | Guidos Barrera Diego Alejandro | MB | 1 | 0 | 0 | 1 | 0.33 | |
| | 21 | López Martínez Favio José | MB | 1 | 1 | 0 | 2 | 0.33 | |
| - | 4 | Ceron Ruiz Diego Alejandro | OH | 0 | 0 | 0 | 0 | | |
| - | 5 | Mira Avelar Ricardo Obed | MB | 0 | 0 | 0 | 0 | | |
| - | 7 | Platero Manuel | MB | 0 | 0 | 0 | 0 | | |
| Total Team | | | | | 34 | 8 | 8 | 50 | 11.33 |




|  Set | Rk | No | Name | Pos. | Running Sets | Faults | Still Sets | Total Attempts | Avg. by set |
|-----------------------------------------------------------------------------------------|----|--------------------------------|---------------------------|------|--------------|--------|------------|----------------|-------------|
| | 1 | 9 | Vargas Claros Juan Carlos | S | 2 | 1 | 72 | 75 | 0.67 |
| - | 1 | Chávez Rodrigo | OH | 0 | 0 | 1 | 1 | | |
| - | 2 | Cano Silvestre Abner Itiel | OH | 0 | 0 | 2 | 2 | | |
| - | 3 | Vargas Romero Gabriel Baltazar | OH | 0 | 0 | 0 | 0 | | |
| - | 4 | Ceron Ruiz Diego Alejandro | OH | 0 | 0 | 0 | 0 | | |
| - | 5 | Mira Avelar Ricardo Obed | MB | 0 | 0 | 0 | 0 | | |
| - | 6 | Navarro Mendez Diego Alejandro | OP | 0 | 0 | 0 | 0 | | |
| - | 7 | Platero Manuel | MB | 0 | 0 | 0 | 0 | | |
| - | 8 | Guidos Barrera Diego Alejandro | MB | 0 | 0 | 2 | 2 | | |
| - | 15 | Ortiz Ramos Gustavo Andres | OP | 0 | 0 | 1 | 1 | | |
| - | 19 | Nochez Aviles Mario Antonio | L | 0 | 0 | 6 | 6 | | |
| - | 21 | López Martínez Favio José | MB | 0 | 0 | 0 | 0 | | |
| Total Team | | | | | 2 | 1 | 84 | 87 | 0.67 |


|  Reception | Rk | No | Name | Pos. | Excellents | Faults | Serve Receptions | Total Attempts | Eff. % |
|-------------------------------------------------------------------------------------------------|----|--------------------------------|-----------------------------|------|------------|--------|------------------|----------------|--------|
| | 1 | 19 | Nochez Aviles Mario Antonio | L | 10 | 0 | 10 | 20 | 50.00 |
| 2 | 1 | Chávez Rodrigo | OH | 6 | 1 | 6 | 13 | 38.46 | |
| - | 2 | Cano Silvestre Abner Itiel | OH | 5 | 1 | 5 | 11 | | |
| - | 3 | Vargas Romero Gabriel Baltazar | OH | 0 | 0 | 0 | 0 | | |
| - | 4 | Ceron Ruiz Diego Alejandro | OH | 0 | 0 | 0 | 0 | | |
| - | 5 | Mira Avelar Ricardo Obed | MB | 0 | 0 | 0 | 0 | | |
| - | 6 | Navarro Mendez Diego Alejandro | OP | 7 | 0 | 3 | 10 | | |
| - | 7 | Platero Manuel | MB | 0 | 0 | 0 | 0 | | |
| - | 8 | Guidos Barrera Diego Alejandro | MB | 0 | 0 | 0 | 0 | | |
| - | 9 | Vargas Claros Juan Carlos | S | 0 | 1 | 0 | 1 | | |
| - | 15 | Ortiz Ramos Gustavo Andres | OP | 0 | 1 | 0 | 1 | | |
| - | 21 | López Martínez Favio José | MB | 0 | 0 | 0 | 0 | | |
| Total Team | | | | | 28 | 4 | 24 | 56 | 42.86 |


Limit: 20.00%




SUR • Suriname

| | | Rk | No | Name | Pos. | Attacks | Faults | Shots | Total Attempts | Succ. % | |
|---------------------------------------------------------------------------------------------------------------------|-----------------------------------------------------------------------------------------------|-------------------|--------------------|--------------------|------|---------|--------|-------|----------------|---------|-------|
|  <p>Attack</p> <p>Limit: 15.00%</p> | 1 | 13 | Wijngaarde Jonovan | OH | 9 | 2 | 5 | 16 | 56.25 | | |
| | 2 | 18 | Anakaba Meson | OP | 6 | 5 | 4 | 15 | 40.00 | | |
| | 3 | 7 | Sporkslede Keven | OH | 9 | 5 | 10 | 24 | 37.50 | | |
| | - | 2 | Lobo Faiq | MB | 0 | 0 | 0 | 0 | | | |
| | - | 4 | Asimia Ethan | MB | 2 | 3 | 4 | 9 | | | |
| | - | 6 | Pinas David | MB | 3 | 1 | 4 | 8 | | | |
| | - | 8 | Schmeltz Anferney | OH | 1 | 2 | 2 | 5 | | | |
| | - | 9 | Breinburg Zefanio | OP | 2 | 4 | 4 | 10 | | | |
| | - | 11 | Mahabali Leonel | S | 1 | 1 | 0 | 2 | | | |
| | - | 12 | Foe-A-Man Casey | S | 0 | 0 | 2 | 2 | | | |
| | - | 14 | Kruidenhof Quincy | MB | 0 | 0 | 0 | 0 | | | |
| | - | 16 | Dwarkasing Joshua | L | 0 | 0 | 0 | 0 | | | |
| | Total Team | | | | | | 33 | 23 | 35 | 91 | 36.26 |
| |  <p>Block</p> | 1 | 7 | Sporkslede Keven | OH | 4 | 1 | 1 | 6 | 1.33 | |
| | | 2 | 18 | Anakaba Meson | OP | 2 | 1 | 4 | 7 | 0.67 | |
| | | 3 | 4 | Asimia Ethan | MB | 1 | 5 | 6 | 12 | 0.33 | |
| - | | 8 | Schmeltz Anferney | OH | 1 | 0 | 0 | 1 | 0.33 | | |
| - | | 11 | Mahabali Leonel | S | 1 | 2 | 1 | 4 | 0.33 | | |
| - | | 2 | Lobo Faiq | MB | 0 | 0 | 0 | 0 | | | |
| - | | 6 | Pinas David | MB | 0 | 6 | 2 | 8 | | | |
| - | | 9 | Breinburg Zefanio | OP | 0 | 0 | 0 | 0 | | | |
| - | | 12 | Foe-A-Man Casey | S | 0 | 1 | 0 | 1 | | | |
| - | | 13 | Wijngaarde Jonovan | OH | 0 | 3 | 2 | 5 | | | |
| - | | 14 | Kruidenhof Quincy | MB | 0 | 0 | 0 | 0 | | | |
| - | | 16 | Dwarkasing Joshua | L | 0 | 0 | 0 | 0 | | | |
| Total Team | | | | | | 9 | 19 | 16 | 44 | 3.00 | |
|  <p>Serve</p> | | 1 | 4 | Asimia Ethan | MB | 1 | 2 | 7 | 10 | 0.33 | |
| | | - | 6 | Pinas David | MB | 1 | 1 | 7 | 9 | 0.33 | |
| | | - | 13 | Wijngaarde Jonovan | OH | 1 | 2 | 8 | 11 | 0.33 | |
| | - | 18 | Anakaba Meson | OP | 1 | 2 | 5 | 8 | 0.33 | | |
| | - | 2 | Lobo Faiq | MB | 0 | 0 | 0 | 0 | | | |
| | - | 7 | Sporkslede Keven | OH | 0 | 0 | 7 | 7 | | | |
| | - | 8 | Schmeltz Anferney | OH | 0 | 0 | 3 | 3 | | | |
| | - | 9 | Breinburg Zefanio | OP | 0 | 0 | 2 | 2 | | | |
| | - | 11 | Mahabali Leonel | S | 0 | 2 | 6 | 8 | | | |
| | - | 12 | Foe-A-Man Casey | S | 0 | 0 | 8 | 8 | | | |
| | - | 14 | Kruidenhof Quincy | MB | 0 | 0 | 0 | 0 | | | |
| | - | 16 | Dwarkasing Joshua | L | 0 | 0 | 0 | 0 | | | |
| | Total Team | | | | | | 4 | 9 | 53 | 66 | 1.33 |
| | Team | Total Team | | | | | 18 | 10 | | 28 | |

|  Dig | Rk | No | Name | Pos. | Digs | Faults | Receptions | Total Attempts | Avg. by set |
|-----------------------------------------------------------------------------------------|---------------|--------------------|-------------------|------|------|--------|------------|----------------|-------------|
| | 1 | 16 | Dwarkasing Joshua | L | 10 | 2 | 2 | 14 | 3.33 |
| 2 | 7 | Sporkslede Keven | OH | 6 | 1 | 1 | 8 | 2.00 | |
| 3 | 13 | Wijngaarde Jonovan | OH | 4 | 3 | 0 | 7 | 1.33 | |
| 4 | 8 | Schmeltz Anferney | OH | 3 | 1 | 0 | 4 | 1.00 | |
| | 11 | Mahabali Leonel | S | 3 | 0 | 0 | 3 | 1.00 | |
| 6 | 6 | Pinas David | MB | 2 | 0 | 0 | 2 | 0.67 | |
| 18 | Anakaba Meson | OP | 2 | 0 | 0 | 2 | 0.67 | | |
| 8 | 4 | Asimia Ethan | MB | 1 | 0 | 0 | 1 | 0.33 | |
| | 9 | Breinburg Zefanio | OP | 1 | 0 | 0 | 1 | 0.33 | |
| | 12 | Foe-A-Man Casey | S | 1 | 0 | 0 | 1 | 0.33 | |
| - | 2 | Lobo Faiq | MB | 0 | 0 | 0 | 0 | | |
| - | 14 | Kruidenhof Quincy | MB | 0 | 0 | 0 | 0 | | |
| Total Team | | | | | 33 | 7 | 3 | 43 | 11.00 |

|  Set | Rk | No | Name | Pos. | Running Sets | Faults | Still Sets | Total Attempts | Avg. by set |
|-----------------------------------------------------------------------------------------|----|--------------------|-----------------|------|--------------|--------|------------|----------------|-------------|
| | 1 | 11 | Mahabali Leonel | S | 2 | 1 | 36 | 39 | 0.67 |
| | 12 | Foe-A-Man Casey | S | 2 | 1 | 37 | 40 | 0.67 | |
| - | 2 | Lobo Faiq | MB | 0 | 0 | 0 | 0 | | |
| - | 4 | Asimia Ethan | MB | 0 | 0 | 0 | 0 | | |
| - | 6 | Pinas David | MB | 0 | 0 | 0 | 0 | | |
| - | 7 | Sporkslede Keven | OH | 0 | 0 | 2 | 2 | | |
| - | 8 | Schmeltz Anferney | OH | 0 | 0 | 0 | 0 | | |
| - | 9 | Breinburg Zefanio | OP | 0 | 0 | 0 | 0 | | |
| - | 13 | Wijngaarde Jonovan | OH | 0 | 0 | 2 | 2 | | |
| - | 14 | Kruidenhof Quincy | MB | 0 | 0 | 0 | 0 | | |
| - | 16 | Dwarkasing Joshua | L | 0 | 0 | 5 | 5 | | |
| - | 18 | Anakaba Meson | OP | 0 | 0 | 2 | 2 | | |
| Total Team | | | | | 4 | 2 | 84 | 90 | 1.33 |

|  Reception Limit: 20.00% | Rk | No | Name | Pos. | Excellents | Faults | Serve Receptions | Total Attempts | Eff. % |
|------------------------------------------------------------------------------------------------------------------|----|-------------------|--------------------|------|------------|--------|------------------|----------------|--------|
| | 1 | 13 | Wijngaarde Jonovan | OH | 13 | 2 | 7 | 22 | 50.00 |
| 2 | 16 | Dwarkasing Joshua | L | 9 | 2 | 6 | 17 | 41.18 | |
| - | 2 | Lobo Faiq | MB | 0 | 0 | 0 | 0 | | |
| - | 4 | Asimia Ethan | MB | 0 | 0 | 0 | 0 | | |
| - | 6 | Pinas David | MB | 2 | 0 | 0 | 2 | | |
| - | 7 | Sporkslede Keven | OH | 8 | 0 | 5 | 13 | | |
| - | 8 | Schmeltz Anferney | OH | 9 | 0 | 3 | 12 | | |
| - | 9 | Breinburg Zefanio | OP | 0 | 0 | 0 | 0 | | |
| - | 11 | Mahabali Leonel | S | 0 | 0 | 0 | 0 | | |
| - | 12 | Foe-A-Man Casey | S | 0 | 0 | 0 | 0 | | |
| - | 14 | Kruidenhof Quincy | MB | 0 | 0 | 0 | 0 | | |
| - | 18 | Anakaba Meson | OP | 0 | 0 | 0 | 0 | | |
| Total Team | | | | | 41 | 4 | 21 | 66 | 56.06 |