




# 2022 Boys U19 Pan American Cup


[P-3] Match players ranking





**Match:** 9    **Date:** 25/05/2022    **Spectators:** 150  
**City:** Guatemala City  
**Hall:** Guatemala City Dome  
**Match duration:** **Start:** 14:00    **End:** 16:01    **Total:** 2:01

Teams	Sets	1	2	3	4	5	Total
<b>CRC</b>	<b>1</b>	24	21	25	24		94
<b>CHI</b>	<b>3</b>	26	25	23	26		100
<b>Duration:</b>		0:27	0:27	0:28	0:30		1:52

 **CRC • Costa Rica**


 <b>Attack</b>  Limit: 15.00%	Rk	No	Name	Pos.	Attacks	Faults	Shots	Total Attempts	Succ. %
	1	19	Grant Brown Stanley	OH	21	15	25	61	34.43
	2	5	Córdoba Arias David Nassar	MB	10	5	20	35	28.57
	-	1	Vargas Arik Kaan Andres	L	0	0	0	0	
	-	4	Núñez Alvarado Bradley Josué	S	0	0	0	0	
	-	7	Alpizar Vargas Josue	OP	0	0	0	0	
	-	8	Vanega Romero Jeremy Antonio	MB	7	2	7	16	
	-	11	Parra Pérez Kevin Josué	OH	2	0	5	7	
	-	12	Obando Ventura Gabriel	S	3	0	3	6	
	-	14	González Alvarado Josue David	OP	0	0	0	0	
-	16	Barrantes Forero David	OH	2	2	1	5		
-	24	Corboba Arias Naygell Daniel	MB	0	0	0	0		
<b>Total Team</b>					45	24	61	130	34.62


 <b>Block</b>	Rk	No	Name	Pos.	Kill Blocks	Faults	Rebounds	Total Attempts	Avg. by set
	1	8	Vanega Romero Jeremy Antonio	MB	5	2	8	15	1.25
	2	16	Barrantes Forero David	OH	2	9	9	20	0.50
	3	19	Grant Brown Stanley	OH	1	3	6	10	0.25
	-	1	Vargas Arik Kaan Andres	L	0	0	0	0	
	-	4	Núñez Alvarado Bradley Josué	S	0	0	0	0	
	-	5	Córdoba Arias David Nassar	MB	0	1	5	6	
	-	7	Alpizar Vargas Josue	OP	0	0	0	0	
	-	11	Parra Pérez Kevin Josué	OH	0	1	7	8	
	-	12	Obando Ventura Gabriel	S	0	3	6	9	
-	14	González Alvarado Josue David	OP	0	0	0	0		
-	24	Corboba Arias Naygell Daniel	MB	0	0	0	0		
<b>Total Team</b>					8	19	41	68	2.00


 <b>Serve</b>	Rk	No	Name	Pos.	Aces	Faults	Serve Hits	Total Attempts	Avg. by set
	1	16	Barrantes Forero David	OH	2	1	14	17	0.50
	2	8	Vanega Romero Jeremy Antonio	MB	1	1	11	13	0.25
	-	1	Vargas Arik Kaan Andres	L	0	0	0	0	
	-	4	Núñez Alvarado Bradley Josué	S	0	0	3	3	
	-	5	Córdoba Arias David Nassar	MB	0	0	21	21	
	-	7	Alpizar Vargas Josue	OP	0	0	0	0	
	-	11	Parra Pérez Kevin Josué	OH	0	1	11	12	
	-	12	Obando Ventura Gabriel	S	0	3	13	16	
	-	14	González Alvarado Josue David	OP	0	0	0	0	
-	19	Grant Brown Stanley	OH	0	5	7	12		
-	24	Corboba Arias Naygell Daniel	MB	0	0	0	0		
<b>Total Team</b>					3	11	80	94	0.75

Team	Total Team	38	0	38
------	------------	----	---	----



 Dig	Rk	No	Name	Pos.	Digs	Faults	Receptions	Total Attempts	Avg. by set
	1	5	Córdoba Arias David Nassar	MB	2	7	7	16	0.50
	2	1	Vargas Arik Kaan Andres	L	1	6	25	32	0.25
	-	4	Núñez Alvarado Bradley Josué	S	0	0	0	0	
	-	7	Alpizar Vargas Josue	OP	0	0	0	0	
	-	8	Vanega Romero Jeremy Antonio	MB	0	2	5	7	
	-	11	Parra Pérez Kevin Josué	OH	0	7	4	11	
	-	12	Obando Ventura Gabriel	S	0	4	21	25	
	-	14	González Alvarado Josue David	OP	0	0	0	0	
	-	16	Barrantes Forero David	OH	0	3	0	3	
-	19	Grant Brown Stanley	OH	0	4	8	12		
-	24	Corboba Arias Naygell Daniel	MB	0	0	0	0		
<b>Total Team</b>					3	33	70	106	0.75

 Set	Rk	No	Name	Pos.	Running Sets	Faults	Still Sets	Total Attempts	Avg. by set
	1	12	Obando Ventura Gabriel	S	8	2	90	100	2.00
	-	1	Vargas Arik Kaan Andres	L	0	0	15	15	
	-	4	Núñez Alvarado Bradley Josué	S	0	0	1	1	
	-	5	Córdoba Arias David Nassar	MB	0	2	2	4	
	-	7	Alpizar Vargas Josue	OP	0	0	0	0	
	-	8	Vanega Romero Jeremy Antonio	MB	0	0	1	1	
	-	11	Parra Pérez Kevin Josué	OH	0	1	4	5	
	-	14	González Alvarado Josue David	OP	0	0	0	0	
	-	16	Barrantes Forero David	OH	0	0	3	3	
-	19	Grant Brown Stanley	OH	0	0	4	4		
-	24	Corboba Arias Naygell Daniel	MB	0	0	0	0		
<b>Total Team</b>					8	5	120	133	2.00

 Reception Limit: 20.00%	Rk	No	Name	Pos.	Excellents	Faults	Serve Receptions	Total Attempts	Eff. %
	1	1	Vargas Arik Kaan Andres	L	17	2	16	35	42.86
	2	19	Grant Brown Stanley	OH	9	3	13	25	24.00
	3	5	Córdoba Arias David Nassar	MB	4	1	16	21	14.29
	-	4	Núñez Alvarado Bradley Josué	S	0	0	0	0	
	-	7	Alpizar Vargas Josue	OP	0	0	0	0	
	-	8	Vanega Romero Jeremy Antonio	MB	0	0	0	0	
	-	11	Parra Pérez Kevin Josué	OH	2	1	2	5	
	-	12	Obando Ventura Gabriel	S	0	1	0	1	
	-	14	González Alvarado Josue David	OP	0	0	0	0	
-	16	Barrantes Forero David	OH	0	0	0	0		
-	24	Corboba Arias Naygell Daniel	MB	0	0	0	0		
<b>Total Team</b>					32	8	47	87	27.59



CHI • Chile


Rk	No	Name	Pos.	Attack		Shots	Total Attempts	Succ. %
				Attacks	Faults			
1	7	Munita Samuel	OH	14	6	20	40	35.00
2	8	Gei Ian	OH	16	5	29	50	32.00
3	5	Valenzuela Felipe	OP	9	5	22	36	25.00
-	1	Matus Francisco	S	0	0	0	0	
-	2	Arratia Tomas	S	0	0	2	2	
-	4	Aguirre Joaquin	S	0	0	0	0	
-	6	Ruiz Josue	OH	5	1	1	7	
-	9	Rafaeli Goran	MB	1	2	1	4	
-	10	Sirhan Pablo	MB	1	1	6	8	
-	11	Villarroel Esteban	MB	0	0	0	0	
-	12	Figueroa Carlos	OP	0	0	0	0	
-	13	Fuenzalida Daniel	L	0	0	0	0	
<b>Total Team</b>				46	20	81	147	31.29


Limit: 15.00%


Rk	No	Name	Pos.	Block		Rebounds	Total Attempts	Avg. by set
				Kill Blocks	Faults			
1	9	Rafaeli Goran	MB	5	3	2	10	1.25
2	5	Valenzuela Felipe	OP	3	5	3	11	0.75
	7	Munita Samuel	OH	3	0	1	4	0.75
4	10	Sirhan Pablo	MB	2	0	9	11	0.50
5	8	Gei Ian	OH	1	4	2	7	0.25
-	1	Matus Francisco	S	0	1	1	2	
-	2	Arratia Tomas	S	0	2	4	6	
-	4	Aguirre Joaquin	S	0	0	0	0	
-	6	Ruiz Josue	OH	0	0	0	0	
-	11	Villarroel Esteban	MB	0	0	0	0	
-	12	Figueroa Carlos	OP	0	0	0	0	
-	13	Fuenzalida Daniel	L	0	0	0	0	
<b>Total Team</b>				14	15	22	51	3.50

Rk	No	Name	Pos.	Serve		Serve Hits	Total Attempts	Avg. by set
				Aces	Faults			
1	8	Gei Ian	OH	2	4	10	16	0.50
2	1	Matus Francisco	S	1	1	5	7	0.25
	2	Arratia Tomas	S	1	1	6	8	0.25
	6	Ruiz Josue	OH	1	1	3	5	0.25
	7	Munita Samuel	OH	1	1	11	13	0.25
-	4	Aguirre Joaquin	S	0	0	1	1	
-	5	Valenzuela Felipe	OP	0	0	17	17	
-	9	Rafaeli Goran	MB	0	1	12	13	
-	10	Sirhan Pablo	MB	0	2	17	19	
-	11	Villarroel Esteban	MB	0	0	0	0	
-	12	Figueroa Carlos	OP	0	0	0	0	
-	13	Fuenzalida Daniel	L	0	0	0	0	
<b>Total Team</b>				6	11	82	99	1.50

Team	Total Team	34	0	34

	Rk	No	Name	Pos.	Digs	Faults	Receptions	Total Attempts	Avg. by set
	Dig	1	13	Fuenzalida Daniel	L	9	8	10	27
	2	5	Valenzuela Felipe	OP	5	8	11	24	1.25
		8	Gei Ian	OH	5	7	7	19	1.25
	4	7	Munita Samuel	OH	2	6	9	17	0.50
	5	10	Sirhan Pablo	MB	1	4	5	10	0.25
	-	1	Matus Francisco	S	0	0	5	5	
	-	2	Arratia Tomas	S	0	4	6	10	
	-	4	Aguirre Joaquin	S	0	0	0	0	
	-	6	Ruiz Josue	OH	0	1	1	2	
	-	9	Rafaeli Goran	MB	0	3	2	5	
	-	11	Villarroel Esteban	MB	0	0	0	0	
	-	12	Figueroa Carlos	OP	0	0	0	0	
<b>Total Team</b>					22	41	56	119	5.50

	Rk	No	Name	Pos.	Running Sets	Faults	Still Sets	Total Attempts	Avg. by set
	Set	1	2	Arratia Tomas	S	10	1	65	76
	2	1	Matus Francisco	S	4	2	37	43	1.00
	-	4	Aguirre Joaquin	S	0	0	0	0	
	-	5	Valenzuela Felipe	OP	0	0	3	3	
	-	6	Ruiz Josue	OH	0	0	1	1	
	-	7	Munita Samuel	OH	0	1	2	3	
	-	8	Gei Ian	OH	0	0	5	5	
	-	9	Rafaeli Goran	MB	0	0	2	2	
	-	10	Sirhan Pablo	MB	0	0	0	0	
	-	11	Villarroel Esteban	MB	0	0	0	0	
	-	12	Figueroa Carlos	OP	0	0	0	0	
	-	13	Fuenzalida Daniel	L	0	0	12	12	
<b>Total Team</b>					14	4	127	145	3.50

	Rk	No	Name	Pos.	Excellents	Faults	Serve Receptions	Total Attempts	Eff. %
	Reception	1	8	Gei Ian	OH	10	0	10	20
	2	13	Fuenzalida Daniel	L	18	2	20	40	40.00
	-	1	Matus Francisco	S	0	0	0	0	
	-	2	Arratia Tomas	S	0	0	1	1	
	-	4	Aguirre Joaquin	S	0	0	0	0	
	-	5	Valenzuela Felipe	OP	0	0	0	0	
	-	6	Ruiz Josue	OH	1	0	6	7	
	-	7	Munita Samuel	OH	6	1	9	16	
	-	9	Rafaeli Goran	MB	0	0	0	0	
	-	10	Sirhan Pablo	MB	0	0	0	0	
	-	11	Villarroel Esteban	MB	0	0	0	0	
	-	12	Figueroa Carlos	OP	0	0	0	0	
<b>Total Team</b>					35	3	46	84	38.10

Limit: 20.00%