


Match: 2 **Date:** 04/09/2021 **Spectators:** 1,400
City: Santo Domingo
Hall: Palacio del Voleibol Ricardo Gioriver Aria
Match duration: **Start:** 17:00 **End:** 18:30 **Total:** 1:30

| Teams | Sets | 1 | 2 | 3 | 4 | 5 | Total |
|------------------|----------|------|------|------|---|---|-------|
| USA | 3 | 25 | 25 | 25 | | | 75 |
| MEX | 0 | 19 | 21 | 18 | | | 58 |
| Duration: | | 0:30 | 0:27 | 0:27 | | | 1:24 |




USA • USA



Attack


Limit: 15.00%

| Rk | No | Name | Pos. | Attacks | Faults | Shots | Total Attempts | Succ. % |
|-------------------|----|--------------------|------|---------|--------|-------|----------------|---------|
| 1 | 17 | Drews Danielle | OH | 14 | 2 | 9 | 25 | 56.00 |
| 2 | 33 | Reed Nia | OP | 9 | 1 | 9 | 19 | 47.37 |
| 3 | 21 | Perry Veronica | OH | 9 | 2 | 10 | 21 | 42.86 |
| - | 4 | Reilly Bergen | S | 0 | 0 | 0 | 0 | |
| - | 10 | Butler Brionne | MB | 0 | 0 | 0 | 0 | |
| - | 22 | White Kendall | L | 0 | 0 | 0 | 0 | |
| - | 27 | Skinner Avery | OH | 0 | 0 | 0 | 0 | |
| - | 29 | Stumler Alli | OH | 0 | 0 | 0 | 0 | |
| - | 32 | Lishman Dallas | L | 0 | 0 | 1 | 1 | |
| - | 34 | Samedy Stephanie | OP | 0 | 0 | 1 | 1 | |
| - | 35 | Dilfer Victoria | S | 0 | 0 | 1 | 1 | |
| - | 36 | Gates Madeleine | MB | 3 | 3 | 4 | 10 | |
| - | 37 | Bastianelli Alison | MB | 7 | 0 | 2 | 9 | |
| - | 38 | Stone Ronika | MB | 0 | 0 | 0 | 0 | |
| Total Team | | | | 42 | 8 | 37 | 87 | 48.28 |



Block


| Rk | No | Name | Pos. | Kill Blocks | Faults | Rebounds | Total Attempts | Avg. by set |
|-------------------|----|--------------------|------|-------------|--------|----------|----------------|-------------|
| 1 | 36 | Gates Madeleine | MB | 2 | 3 | 2 | 7 | 0.67 |
| | 37 | Bastianelli Alison | MB | 2 | 2 | 3 | 7 | 0.67 |
| 3 | 21 | Perry Veronica | OH | 1 | 3 | 1 | 5 | 0.33 |
| | 35 | Dilfer Victoria | S | 1 | 1 | 1 | 3 | 0.33 |
| - | 4 | Reilly Bergen | S | 0 | 0 | 0 | 0 | |
| - | 10 | Butler Brionne | MB | 0 | 0 | 0 | 0 | |
| - | 17 | Drews Danielle | OH | 0 | 0 | 1 | 1 | |
| - | 22 | White Kendall | L | 0 | 0 | 0 | 0 | |
| - | 27 | Skinner Avery | OH | 0 | 0 | 0 | 0 | |
| - | 29 | Stumler Alli | OH | 0 | 0 | 0 | 0 | |
| - | 32 | Lishman Dallas | L | 0 | 0 | 0 | 0 | |
| - | 33 | Reed Nia | OP | 0 | 1 | 2 | 3 | |
| - | 34 | Samedy Stephanie | OP | 0 | 1 | 0 | 1 | |
| - | 38 | Stone Ronika | MB | 0 | 0 | 0 | 0 | |
| Total Team | | | | 6 | 11 | 10 | 27 | 2.00 |





Serve

| Rk | No | Name | Pos. | Aces | Faults | Serve Hits | Total Attempts | Avg. by set |
|-------------------|----|--------------------|------|------|--------|------------|----------------|-------------|
| 1 | 21 | Perry Veronica | OH | 3 | 3 | 5 | 11 | 1.00 |
| 2 | 36 | Gates Madeleine | MB | 2 | 0 | 8 | 10 | 0.67 |
| | 37 | Bastianelli Alison | MB | 2 | 1 | 7 | 10 | 0.67 |
| 4 | 17 | Drews Danielle | OH | 1 | 1 | 12 | 14 | 0.33 |
| | 33 | Reed Nia | OP | 1 | 0 | 12 | 13 | 0.33 |
| | 35 | Dilfer Victoria | S | 1 | 2 | 10 | 13 | 0.33 |
| - | 4 | Reilly Bergen | S | 0 | 1 | 1 | 2 | |
| - | 10 | Butler Brionne | MB | 0 | 0 | 0 | 0 | |
| - | 22 | White Kendall | L | 0 | 0 | 0 | 0 | |
| - | 27 | Skinner Avery | OH | 0 | 0 | 0 | 0 | |
| - | 29 | Stumler Alli | OH | 0 | 0 | 0 | 0 | |
| - | 32 | Lishman Dallas | L | 0 | 0 | 0 | 0 | |
| - | 34 | Samedy Stephanie | OP | 0 | 0 | 0 | 0 | |
| - | 38 | Stone Ronika | MB | 0 | 0 | 0 | 0 | |
| Total Team | | | | 10 | 8 | 55 | 73 | 3.33 |

| Team | Total Team | 17 | 21 | | 38 | |
|------|------------|----|----|--|----|--|
|------|------------|----|----|--|----|--|

|  Dig | Rk | No | Name | Pos. | Digs | Faults | Receptions | Total Attempts | Avg. by set |
|---|----|--------------------|----------------|------|------|--------|------------|----------------|-------------|
| | 1 | 17 | Drews Danielle | OH | 9 | 2 | 2 | 13 | 3.00 |
| | 32 | Lishman Dallas | L | 9 | 0 | 0 | 9 | 3.00 | |
| 3 | 21 | Perry Veronica | OH | 4 | 0 | 0 | 4 | 1.33 | |
| | 22 | White Kendall | L | 4 | 0 | 1 | 5 | 1.33 | |
| 5 | 33 | Reed Nia | OP | 3 | 1 | 3 | 7 | 1.00 | |
| 6 | 35 | Dilfer Victoria | S | 2 | 0 | 1 | 3 | 0.67 | |
| | 37 | Bastianelli Alison | MB | 2 | 0 | 0 | 2 | 0.67 | |
| 8 | 4 | Reilly Bergen | S | 1 | 0 | 1 | 2 | 0.33 | |
| - | 10 | Butler Brionne | MB | 0 | 0 | 0 | 0 | | |
| - | 27 | Skinner Avery | OH | 0 | 0 | 0 | 0 | | |
| - | 29 | Stumler Alli | OH | 0 | 0 | 0 | 0 | | |
| - | 34 | Samedy Stephanie | OP | 0 | 0 | 0 | 0 | | |
| - | 36 | Gates Madeleine | MB | 0 | 0 | 2 | 2 | | |
| - | 38 | Stone Ronika | MB | 0 | 0 | 0 | 0 | | |
| Total Team | | | | | 34 | 3 | 10 | 47 | 11.33 |




|  Set | Rk | No | Name | Pos. | Running Sets | Faults | Still Sets | Total Attempts | Avg. by set |
|--|----|--------------------|-----------------|------|--------------|--------|------------|----------------|-------------|
| | 1 | 35 | Dilfer Victoria | S | 7 | 3 | 75 | 85 | 2.33 |
| - | 4 | Reilly Bergen | S | 0 | 0 | 8 | 8 | | |
| - | 10 | Butler Brionne | MB | 0 | 0 | 0 | 0 | | |
| - | 17 | Drews Danielle | OH | 0 | 1 | 2 | 3 | | |
| - | 21 | Perry Veronica | OH | 0 | 0 | 0 | 0 | | |
| - | 22 | White Kendall | L | 0 | 0 | 0 | 0 | | |
| - | 27 | Skinner Avery | OH | 0 | 0 | 0 | 0 | | |
| - | 29 | Stumler Alli | OH | 0 | 0 | 0 | 0 | | |
| - | 32 | Lishman Dallas | L | 0 | 0 | 0 | 0 | | |
| - | 33 | Reed Nia | OP | 0 | 0 | 1 | 1 | | |
| - | 34 | Samedy Stephanie | OP | 0 | 0 | 0 | 0 | | |
| - | 36 | Gates Madeleine | MB | 0 | 0 | 0 | 0 | | |
| - | 37 | Bastianelli Alison | MB | 0 | 0 | 0 | 0 | | |
| - | 38 | Stone Ronika | MB | 0 | 0 | 0 | 0 | | |
| Total Team | | | | | 7 | 4 | 86 | 97 | 2.33 |


|  Reception | Rk | No | Name | Pos. | Excellents | Faults | Serve Receptions | Total Attempts | Eff. % |
|---|----|--------------------|----------------|------|------------|--------|------------------|----------------|--------|
| | 1 | 21 | Perry Veronica | OH | 12 | 0 | 11 | 23 | 52.17 |
| 2 | 17 | Drews Danielle | OH | 9 | 2 | 5 | 16 | 43.75 | |
| - | 4 | Reilly Bergen | S | 0 | 0 | 0 | 0 | | |
| - | 10 | Butler Brionne | MB | 0 | 0 | 0 | 0 | | |
| - | 22 | White Kendall | L | 4 | 0 | 1 | 5 | | |
| - | 27 | Skinner Avery | OH | 0 | 0 | 0 | 0 | | |
| - | 29 | Stumler Alli | OH | 0 | 0 | 0 | 0 | | |
| - | 32 | Lishman Dallas | L | 2 | 1 | 4 | 7 | | |
| - | 33 | Reed Nia | OP | 0 | 0 | 0 | 0 | | |
| - | 34 | Samedy Stephanie | OP | 0 | 0 | 0 | 0 | | |
| - | 35 | Dilfer Victoria | S | 0 | 0 | 0 | 0 | | |
| - | 36 | Gates Madeleine | MB | 0 | 0 | 0 | 0 | | |
| - | 37 | Bastianelli Alison | MB | 0 | 0 | 0 | 0 | | |
| - | 38 | Stone Ronika | MB | 0 | 0 | 0 | 0 | | |
| Total Team | | | | | 27 | 3 | 21 | 51 | 47.06 |


Limit: 20.00%




MEX • Mexico

| Attack | Rk | No | Name | Pos. | Attacks | Faults | Shots | Total Attempts | Succ. % |
|-------------------|---|----|----------------------------------|------------------------------|-------------|--------|------------|----------------|-------------|
| |  Limit: 15.00% | 1 | 25 | Flores Gamez Karina Angelica | MB | 8 | 1 | 6 | 15 |
| 2 | | 11 | Urias Jocelyn | MB | 7 | 1 | 8 | 16 | 43.75 |
| 3 | | 24 | Rios Claudia | OH | 6 | 3 | 11 | 20 | 30.00 |
| 4 | | 4 | Rodriguez Gomez Maria Fernanda | OP | 8 | 6 | 13 | 27 | 29.63 |
| 5 | | 19 | Villegas Barraza Vanessa Anahi | OH | 2 | 2 | 11 | 15 | 13.33 |
| - | | 2 | Bricio Samantha | OH | 0 | 0 | 0 | 0 | |
| - | | 12 | Landeros Palacios Joseline | L | 0 | 0 | 0 | 0 | |
| - | | 15 | Rivera Herrera Karen Paola | S | 3 | 0 | 0 | 3 | |
| - | | 16 | Muñoz Delgadillo Angela Paulet | L | 0 | 0 | 0 | 0 | |
| - | | 20 | Topete Pardo Aime Margarita | OH | 0 | 0 | 0 | 0 | |
| - | | 21 | Nuñez Fuentes Fatima Cecilia | OP | 0 | 0 | 0 | 0 | |
| - | | 22 | Gonzalez Saavedra Nydia Yeli | MB | 0 | 0 | 0 | 0 | |
| - | | 23 | Elicerio Coronado Andrea Cecilia | MB | 0 | 0 | 0 | 0 | |
| Total Team | | | | | 34 | 13 | 49 | 96 | 35.42 |
| Block | Rk | No | Name | Pos. | Kill Blocks | Faults | Rebounds | Total Attempts | Avg. by set |
| |  | 1 | 11 | Urias Jocelyn | MB | 1 | 6 | 2 | 9 |
| | | 25 | Flores Gamez Karina Angelica | MB | 1 | 1 | 1 | 3 | 0.33 |
| - | | 2 | Bricio Samantha | OH | 0 | 0 | 0 | 0 | |
| - | | 4 | Rodriguez Gomez Maria Fernanda | OP | 0 | 0 | 0 | 0 | |
| - | | 12 | Landeros Palacios Joseline | L | 0 | 0 | 0 | 0 | |
| - | | 15 | Rivera Herrera Karen Paola | S | 0 | 2 | 0 | 2 | |
| - | | 16 | Muñoz Delgadillo Angela Paulet | L | 0 | 0 | 0 | 0 | |
| - | | 19 | Villegas Barraza Vanessa Anahi | OH | 0 | 1 | 0 | 1 | |
| - | | 20 | Topete Pardo Aime Margarita | OH | 0 | 0 | 0 | 0 | |
| - | | 21 | Nuñez Fuentes Fatima Cecilia | OP | 0 | 0 | 0 | 0 | |
| - | | 22 | Gonzalez Saavedra Nydia Yeli | MB | 0 | 0 | 0 | 0 | |
| - | | 23 | Elicerio Coronado Andrea Cecilia | MB | 0 | 0 | 0 | 0 | |
| - | | 24 | Rios Claudia | OH | 0 | 0 | 0 | 0 | |
| Total Team | | | | | 2 | 10 | 3 | 15 | 0.67 |
| Serve | Rk | No | Name | Pos. | Aces | Faults | Serve Hits | Total Attempts | Avg. by set |
| |  | 1 | 25 | Flores Gamez Karina Angelica | MB | 2 | 2 | 5 | 9 |
| 2 | | 11 | Urias Jocelyn | MB | 1 | 1 | 6 | 8 | 0.33 |
| | | 15 | Rivera Herrera Karen Paola | S | 1 | 2 | 7 | 10 | 0.33 |
| - | | 2 | Bricio Samantha | OH | 0 | 0 | 0 | 0 | |
| - | | 4 | Rodriguez Gomez Maria Fernanda | OP | 0 | 3 | 6 | 9 | |
| - | | 12 | Landeros Palacios Joseline | L | 0 | 0 | 0 | 0 | |
| - | | 16 | Muñoz Delgadillo Angela Paulet | L | 0 | 0 | 0 | 0 | |
| - | | 19 | Villegas Barraza Vanessa Anahi | OH | 0 | 0 | 12 | 12 | |
| - | | 20 | Topete Pardo Aime Margarita | OH | 0 | 0 | 0 | 0 | |
| - | | 21 | Nuñez Fuentes Fatima Cecilia | OP | 0 | 0 | 0 | 0 | |
| - | | 22 | Gonzalez Saavedra Nydia Yeli | MB | 0 | 0 | 0 | 0 | |
| - | | 23 | Elicerio Coronado Andrea Cecilia | MB | 0 | 0 | 0 | 0 | |
| - | | 24 | Rios Claudia | OH | 0 | 0 | 12 | 12 | |
| Total Team | | | | | 4 | 8 | 48 | 60 | 1.33 |
| Team | Total Team | | | | 18 | 18 | | 36 | |

|  Dig | | Rk | No | Name | Pos. | Digs | Faults | Receptions | Total Attempts | Avg. by set |
|---|----|----------------------------------|----|------|------|------|--------|------------|----------------|-------------|
| 1 | 16 | Muñoz Delgadillo Angela Paulet | L | 9 | 6 | 1 | 16 | 3.00 | | |
| 2 | 24 | Rios Claudia | OH | 7 | 2 | 2 | 11 | 2.33 | | |
| 3 | 4 | Rodriguez Gomez Maria Fernanda | OP | 2 | 1 | 0 | 3 | 0.67 | | |
| | 15 | Rivera Herrera Karen Paola | S | 2 | 3 | 1 | 6 | 0.67 | | |
| | 19 | Villegas Barraza Vanessa Anahi | OH | 2 | 0 | 2 | 4 | 0.67 | | |
| | 25 | Flores Gamez Karina Angelica | MB | 2 | 1 | 2 | 5 | 0.67 | | |
| - | 2 | Bricio Samantha | OH | 0 | 0 | 0 | 0 | | | |
| - | 11 | Urias Jocelyn | MB | 0 | 1 | 1 | 2 | | | |
| - | 12 | Landeros Palacios Joseline | L | 0 | 0 | 0 | 0 | | | |
| - | 20 | Topete Pardo Aime Margarita | OH | 0 | 0 | 0 | 0 | | | |
| - | 21 | Núñez Fuentes Fatima Cecilia | OP | 0 | 0 | 0 | 0 | | | |
| - | 22 | Gonzalez Saavedra Nydia Yeli | MB | 0 | 0 | 0 | 0 | | | |
| - | 23 | Elicerio Coronado Andrea Cecilia | MB | 0 | 0 | 0 | 0 | | | |
| Total Team | | | | | | 24 | 14 | 9 | 47 | 8.00 |

|  Set | | Rk | No | Name | Pos. | Running Sets | Faults | Still Sets | Total Attempts | Avg. by set |
|---|----|----------------------------------|----|------|------|--------------|--------|------------|----------------|-------------|
| 1 | 15 | Rivera Herrera Karen Paola | S | 3 | 0 | 89 | 92 | 1.00 | | |
| - | 2 | Bricio Samantha | OH | 0 | 0 | 0 | 0 | | | |
| - | 4 | Rodriguez Gomez Maria Fernanda | OP | 0 | 0 | 1 | 1 | | | |
| - | 11 | Urias Jocelyn | MB | 0 | 0 | 0 | 0 | | | |
| - | 12 | Landeros Palacios Joseline | L | 0 | 0 | 0 | 0 | | | |
| - | 16 | Muñoz Delgadillo Angela Paulet | L | 0 | 1 | 0 | 1 | | | |
| - | 19 | Villegas Barraza Vanessa Anahi | OH | 0 | 0 | 0 | 0 | | | |
| - | 20 | Topete Pardo Aime Margarita | OH | 0 | 0 | 0 | 0 | | | |
| - | 21 | Núñez Fuentes Fatima Cecilia | OP | 0 | 0 | 0 | 0 | | | |
| - | 22 | Gonzalez Saavedra Nydia Yeli | MB | 0 | 0 | 0 | 0 | | | |
| - | 23 | Elicerio Coronado Andrea Cecilia | MB | 0 | 0 | 0 | 0 | | | |
| - | 24 | Rios Claudia | OH | 0 | 0 | 2 | 2 | | | |
| - | 25 | Flores Gamez Karina Angelica | MB | 0 | 1 | 0 | 1 | | | |
| Total Team | | | | | | 3 | 2 | 92 | 97 | 1.00 |

|  Reception | | Rk | No | Name | Pos. | Excellents | Faults | Serve Receptions | Total Attempts | Eff. % |
|---|----|----------------------------------|----|------|------|------------|--------|------------------|----------------|--------|
| 1 | 16 | Muñoz Delgadillo Angela Paulet | L | 7 | 1 | 13 | 21 | 28.57 | | |
| 2 | 24 | Rios Claudia | OH | 6 | 2 | 15 | 23 | 17.39 | | |
| 3 | 19 | Villegas Barraza Vanessa Anahi | OH | 6 | 7 | 7 | 20 | -5.00 | | |
| - | 2 | Bricio Samantha | OH | 0 | 0 | 0 | 0 | | | |
| - | 4 | Rodriguez Gomez Maria Fernanda | OP | 0 | 0 | 0 | 0 | | | |
| - | 11 | Urias Jocelyn | MB | 1 | 0 | 0 | 1 | | | |
| - | 12 | Landeros Palacios Joseline | L | 0 | 0 | 0 | 0 | | | |
| - | 15 | Rivera Herrera Karen Paola | S | 0 | 0 | 0 | 0 | | | |
| - | 20 | Topete Pardo Aime Margarita | OH | 0 | 0 | 0 | 0 | | | |
| - | 21 | Núñez Fuentes Fatima Cecilia | OP | 0 | 0 | 0 | 0 | | | |
| - | 22 | Gonzalez Saavedra Nydia Yeli | MB | 0 | 0 | 0 | 0 | | | |
| - | 23 | Elicerio Coronado Andrea Cecilia | MB | 0 | 0 | 0 | 0 | | | |
| - | 25 | Flores Gamez Karina Angelica | MB | 0 | 0 | 0 | 0 | | | |
| Total Team | | | | | | 20 | 10 | 35 | 65 | 15.38 |

Limit: 20.00%