



Men's Norceca Continental Championship 2023

P-3 Match players ranking





Match: 4 **Date:** 06/09/2023 **Spectators:** 117
City: Charleston, West Virginia
Hall: Charleston Coliseum & Convention Center
Match duration: **Start:** 15:00 **End:** 16:17 **Total:** 1:17


| Teams | Sets | 1 | 2 | 3 | 4 | 5 | Total |
|------------------|----------|------|------|------|---|---|-------|
| SUR | 0 | 11 | 19 | 23 | | | 53 |
| CUB | 3 | 25 | 25 | 25 | | | 75 |
| Duration: | | 0:15 | 0:22 | 0:27 | | | 1:04 |



SUR • Suriname

|  Attack | Rk | No | Name | Pos. | Attacks | Faults | Shots | Total Attempts | Succ. % | |
|---|---------------|----|----------------------|-------------------|---------|--------|-------|----------------|---------|-------|
| | Limit: 15.00% | 1 | 9 | Breinburg Zefanio | OP | 10 | 6 | 9 | 25 | 40.00 |
| 2 | | 7 | Sporkslede Keven | OH | 5 | 4 | 4 | 13 | 38.46 | |
| 3 | | 3 | Lee A Leong Anfernee | MB | 5 | 2 | 7 | 14 | 35.71 | |
| 4 | | 4 | Asimia Ethan | OH | 3 | 4 | 4 | 11 | 27.27 | |
| - | | 6 | Pinas David | MB | 5 | 1 | 1 | 7 | | |
| - | | 8 | Schmeltz Anferney | L | 0 | 0 | 0 | 0 | | |
| - | | 11 | Mahabali Leonel | S | 0 | 0 | 0 | 0 | | |
| - | | 12 | Foe-A-Man Casey | S | 0 | 0 | 0 | 0 | | |
| - | | 13 | Wijngaarde Jonovan | OH | 1 | 0 | 0 | 1 | | |
| - | | 14 | Kruidenhof Quincy | MB | 0 | 0 | 0 | 0 | | |
| - | | 17 | Lesperans Jason | L | 0 | 0 | 0 | 0 | | |
| - | | 18 | Anakaba Meson | OP | 0 | 0 | 0 | 0 | | |
| Total Team | | | | | 29 | 17 | 25 | 71 | 40.85 | |

|  Block | Rk | No | Name | Pos. | Kill Blocks | Faults | Rebounds | Total Attempts | Avg. by set | |
|---|----|----|----------------------|-------------|-------------|--------|----------|----------------|-------------|------|
| | | 1 | 6 | Pinas David | MB | 2 | 5 | 1 | 8 | 0.67 |
| 2 | | 9 | Breinburg Zefanio | OP | 1 | 1 | 2 | 4 | 0.33 | |
| - | | 3 | Lee A Leong Anfernee | MB | 0 | 4 | 1 | 5 | | |
| - | | 4 | Asimia Ethan | OH | 0 | 3 | 2 | 5 | | |
| - | | 7 | Sporkslede Keven | OH | 0 | 2 | 1 | 3 | | |
| - | | 8 | Schmeltz Anferney | L | 0 | 0 | 0 | 0 | | |
| - | | 11 | Mahabali Leonel | S | 0 | 1 | 1 | 2 | | |
| - | | 12 | Foe-A-Man Casey | S | 0 | 0 | 0 | 0 | | |
| - | | 13 | Wijngaarde Jonovan | OH | 0 | 0 | 0 | 0 | | |
| - | | 14 | Kruidenhof Quincy | MB | 0 | 0 | 0 | 0 | | |
| - | | 17 | Lesperans Jason | L | 0 | 0 | 0 | 0 | | |
| - | | 18 | Anakaba Meson | OP | 0 | 1 | 0 | 1 | | |
| Total Team | | | | | 3 | 17 | 8 | 28 | 1.00 | |

|  Serve | Rk | No | Name | Pos. | Aces | Faults | Serve Hits | Total Attempts | Avg. by set | |
|--|----|----|----------------------|--------------|------|--------|------------|----------------|-------------|------|
| | | 1 | 4 | Asimia Ethan | OH | 1 | 1 | 8 | 10 | 0.33 |
| - | | 3 | Lee A Leong Anfernee | MB | 0 | 0 | 7 | 7 | | |
| - | | 6 | Pinas David | MB | 0 | 2 | 11 | 13 | | |
| - | | 7 | Sporkslede Keven | OH | 0 | 0 | 9 | 9 | | |
| - | | 8 | Schmeltz Anferney | L | 0 | 0 | 0 | 0 | | |
| - | | 9 | Breinburg Zefanio | OP | 0 | 1 | 5 | 6 | | |
| - | | 11 | Mahabali Leonel | S | 0 | 0 | 9 | 9 | | |
| - | | 12 | Foe-A-Man Casey | S | 0 | 0 | 0 | 0 | | |
| - | | 13 | Wijngaarde Jonovan | OH | 0 | 1 | 0 | 1 | | |
| - | | 14 | Kruidenhof Quincy | MB | 0 | 0 | 0 | 0 | | |
| - | | 17 | Lesperans Jason | L | 0 | 0 | 0 | 0 | | |
| - | | 18 | Anakaba Meson | OP | 0 | 0 | 0 | 0 | | |
| Total Team | | | | | 1 | 5 | 49 | 55 | 0.33 | |

| Team | Total Team | 20 | 8 | | 28 | |
|------|------------|----|---|--|----|--|
| | Total Team | 20 | 8 | | 28 | |








Men's Norceca Continental Championship 2023

P-3 Match players ranking



|  Dig | Rk | No | Name | Pos. | Digs | Faults | Receptions | Total Attempts | Avg. by set |
|--|----|-------------------|----------------------|------|------|--------|------------|----------------|-------------|
| | 1 | 7 | Sporkslede Keven | OH | 8 | 2 | 0 | 10 | 2.67 |
| | 2 | 9 | Breinburg Zefanio | OP | 3 | 5 | 4 | 12 | 1.00 |
| | 3 | 6 | Pinas David | MB | 2 | 0 | 0 | 2 | 0.67 |
| | | 8 | Schmeltz Anferney | L | 2 | 3 | 0 | 5 | 0.67 |
| | 5 | 4 | Asimia Ethan | OH | 1 | 3 | 0 | 4 | 0.33 |
| | | 11 | Mahabali Leonel | S | 1 | 4 | 2 | 7 | 0.33 |
| | | 13 | Wijngaarde Jonovan | OH | 1 | 0 | 0 | 1 | 0.33 |
| | | 17 | Lesperans Jason | L | 1 | 2 | 0 | 3 | 0.33 |
| | - | 3 | Lee A Leong Anfernee | MB | 0 | 2 | 0 | 2 | |
| - | 12 | Foe-A-Man Casey | S | 0 | 0 | 0 | 0 | | |
| - | 14 | Kruidenhof Quincy | MB | 0 | 0 | 0 | 0 | | |
| - | 18 | Anakaba Meson | OP | 0 | 0 | 0 | 0 | | |
| Total Team | | | | | 19 | 21 | 6 | 46 | 6.33 |

|  Set | Rk | No | Name | Pos. | Running Sets | Faults | Still Sets | Total Attempts | Avg. by set |
|--|----|-------------------|----------------------|------|--------------|--------|------------|----------------|-------------|
| | 1 | 11 | Mahabali Leonel | S | 7 | 0 | 57 | 64 | 2.33 |
| | - | 3 | Lee A Leong Anfernee | MB | 0 | 0 | 0 | 0 | |
| | - | 4 | Asimia Ethan | OH | 0 | 0 | 1 | 1 | |
| | - | 6 | Pinas David | MB | 0 | 0 | 2 | 2 | |
| | - | 7 | Sporkslede Keven | OH | 0 | 0 | 2 | 2 | |
| | - | 8 | Schmeltz Anferney | L | 0 | 0 | 2 | 2 | |
| | - | 9 | Breinburg Zefanio | OP | 0 | 0 | 2 | 2 | |
| | - | 12 | Foe-A-Man Casey | S | 0 | 0 | 0 | 0 | |
| | - | 13 | Wijngaarde Jonovan | OH | 0 | 0 | 0 | 0 | |
| - | 14 | Kruidenhof Quincy | MB | 0 | 0 | 0 | 0 | | |
| - | 17 | Lesperans Jason | L | 0 | 0 | 0 | 0 | | |
| - | 18 | Anakaba Meson | OP | 0 | 0 | 0 | 0 | | |
| Total Team | | | | | 7 | 0 | 66 | 73 | 2.33 |

|  Reception Limit: 20.00% | Rk | No | Name | Pos. | Excellents | Faults | Serve Receptions | Total Attempts | Eff. % |
|---|----|-------------------|----------------------|------|------------|--------|------------------|----------------|--------|
| | 1 | 8 | Schmeltz Anferney | L | 6 | 1 | 10 | 17 | 29.41 |
| | 2 | 7 | Sporkslede Keven | OH | 10 | 2 | 17 | 29 | 27.59 |
| | 3 | 4 | Asimia Ethan | OH | 3 | 2 | 8 | 13 | 7.69 |
| | - | 3 | Lee A Leong Anfernee | MB | 0 | 0 | 0 | 0 | |
| | - | 6 | Pinas David | MB | 0 | 0 | 0 | 0 | |
| | - | 9 | Breinburg Zefanio | OP | 0 | 0 | 0 | 0 | |
| | - | 11 | Mahabali Leonel | S | 0 | 0 | 0 | 0 | |
| | - | 12 | Foe-A-Man Casey | S | 0 | 0 | 0 | 0 | |
| | - | 13 | Wijngaarde Jonovan | OH | 0 | 2 | 0 | 2 | |
| - | 14 | Kruidenhof Quincy | MB | 0 | 0 | 0 | 0 | | |
| - | 17 | Lesperans Jason | L | 0 | 0 | 0 | 0 | | |
| - | 18 | Anakaba Meson | OP | 0 | 0 | 0 | 0 | | |
| Total Team | | | | | 19 | 7 | 35 | 61 | 19.67 |





Men's Norceca Continental Championship 2023

P-3 Match players ranking



CUB • Cuba

Attack

Limit: 15.00%

| Rk | No | Name | Pos. | Attacks | Faults | Shots | Total Attempts | Succ. % |
|-------------------|----|-----------------------------------|------|---------|--------|-------|----------------|---------|
| 1 | 2 | Mergarejo Hernandez Osniel Lazaro | OH | 12 | 1 | 4 | 17 | 70.59 |
| 2 | 16 | Romero Gonzalez Jose Carlos | OP | 10 | 2 | 8 | 20 | 50.00 |
| | 22 | Gutierrez Suarez Jose Miguel | OH | 8 | 5 | 3 | 16 | 50.00 |
| - | 3 | Wilson Velazquez Alexis | MB | 8 | 1 | 2 | 11 | |
| - | 5 | Concepcion Rojas Javier Octavio | MB | 0 | 0 | 0 | 0 | |
| - | 6 | Thondike Mejias Christian Manuel | S | 0 | 0 | 0 | 0 | |
| - | 7 | Garcia Alvarez Yonder Roman | L | 0 | 0 | 0 | 0 | |
| - | 10 | Gutierrez Suarez Miguel David | OP | 0 | 0 | 0 | 0 | |
| - | 11 | Taboada Diaz Lyvan | S | 0 | 0 | 2 | 2 | |
| - | 12 | Herrera Jaime Jesus | OP | 0 | 0 | 0 | 0 | |
| - | 17 | Alonso Arce Roamy Raul | MB | 7 | 1 | 2 | 10 | |
| - | 18 | Lopez Castro Miguel Angel | OH | 0 | 0 | 0 | 0 | |
| - | 23 | Yant Herrera Marlon | OH | 0 | 0 | 0 | 0 | |
| - | 24 | Gorguet Salas Alain | L | 0 | 0 | 0 | 0 | |
| Total Team | | | | 45 | 10 | 21 | 76 | 59.21 |

Block

| Rk | No | Name | Pos. | Kill Blocks | Faults | Rebounds | Total Attempts | Avg. by set |
|-------------------|----|-----------------------------------|------|-------------|--------|----------|----------------|-------------|
| 1 | 11 | Taboada Diaz Lyvan | S | 3 | 5 | 2 | 10 | 1.00 |
| 2 | 22 | Gutierrez Suarez Jose Miguel | OH | 2 | 2 | 2 | 6 | 0.67 |
| 3 | 2 | Mergarejo Hernandez Osniel Lazaro | OH | 1 | 0 | 0 | 1 | 0.33 |
| | 3 | Wilson Velazquez Alexis | MB | 1 | 3 | 1 | 5 | 0.33 |
| - | 5 | Concepcion Rojas Javier Octavio | MB | 0 | 0 | 0 | 0 | |
| - | 6 | Thondike Mejias Christian Manuel | S | 0 | 0 | 0 | 0 | |
| - | 7 | Garcia Alvarez Yonder Roman | L | 0 | 0 | 0 | 0 | |
| - | 10 | Gutierrez Suarez Miguel David | OP | 0 | 0 | 0 | 0 | |
| - | 12 | Herrera Jaime Jesus | OP | 0 | 0 | 0 | 0 | |
| - | 16 | Romero Gonzalez Jose Carlos | OP | 0 | 2 | 1 | 3 | |
| - | 17 | Alonso Arce Roamy Raul | MB | 0 | 4 | 1 | 5 | |
| - | 18 | Lopez Castro Miguel Angel | OH | 0 | 0 | 0 | 0 | |
| - | 23 | Yant Herrera Marlon | OH | 0 | 0 | 0 | 0 | |
| - | 24 | Gorguet Salas Alain | L | 0 | 0 | 0 | 0 | |
| Total Team | | | | 7 | 16 | 7 | 30 | 2.33 |

Serve

| Rk | No | Name | Pos. | Aces | Faults | Serve Hits | Total Attempts | Avg. by set |
|-------------------|----|-----------------------------------|------|------|--------|------------|----------------|-------------|
| 1 | 22 | Gutierrez Suarez Jose Miguel | OH | 4 | 2 | 9 | 15 | 1.33 |
| 2 | 2 | Mergarejo Hernandez Osniel Lazaro | OH | 1 | 1 | 21 | 23 | 0.33 |
| | 11 | Taboada Diaz Lyvan | S | 1 | 2 | 9 | 12 | 0.33 |
| | 16 | Romero Gonzalez Jose Carlos | OP | 1 | 2 | 7 | 10 | 0.33 |
| - | 3 | Wilson Velazquez Alexis | MB | 0 | 2 | 6 | 8 | |
| - | 5 | Concepcion Rojas Javier Octavio | MB | 0 | 0 | 0 | 0 | |
| - | 6 | Thondike Mejias Christian Manuel | S | 0 | 0 | 0 | 0 | |
| - | 7 | Garcia Alvarez Yonder Roman | L | 0 | 0 | 0 | 0 | |
| - | 10 | Gutierrez Suarez Miguel David | OP | 0 | 0 | 0 | 0 | |
| - | 12 | Herrera Jaime Jesus | OP | 0 | 0 | 0 | 0 | |
| - | 17 | Alonso Arce Roamy Raul | MB | 0 | 3 | 2 | 5 | |
| - | 18 | Lopez Castro Miguel Angel | OH | 0 | 0 | 0 | 0 | |
| - | 23 | Yant Herrera Marlon | OH | 0 | 0 | 0 | 0 | |
| - | 24 | Gorguet Salas Alain | L | 0 | 0 | 0 | 0 | |
| Total Team | | | | 7 | 12 | 54 | 73 | 2.33 |

Team

| | | | | | | |
|------------|--|----|---|--|----|--|
| Total Team | | 16 | 1 | | 17 | |
|------------|--|----|---|--|----|--|








Men's Norceca Continental Championship 2023

P-3 Match players ranking



| | | | | | | | | | |
|---|-----------|---------------------|-----------------------------------|-------------|---------------------|---------------|-------------------------|-----------------------|--------------------|
|  Dig | Rk | No | Name | Pos. | Digs | Faults | Receptions | Total Attempts | Avg. by set |
| | 1 | 7 | Garcia Alvarez Yonder Roman | L | 7 | 2 | 1 | 10 | 2.33 |
| | 2 | 2 | Mergarejo Hernandez Osniel Lazaro | OH | 6 | 0 | 0 | 6 | 2.00 |
| | 3 | 24 | Gorguet Salas Alain | L | 5 | 2 | 0 | 7 | 1.67 |
| | 4 | 22 | Gutierrez Suarez Jose Miguel | OH | 3 | 2 | 0 | 5 | 1.00 |
| | 5 | 11 | Taboada Diaz Lyvan | S | 2 | 4 | 1 | 7 | 0.67 |
| | 16 | | Romero Gonzalez Jose Carlos | OP | 2 | 2 | 1 | 5 | 0.67 |
| | 7 | 3 | Wilson Velazquez Alexis | MB | 1 | 0 | 0 | 1 | 0.33 |
| | 17 | | Alonso Arce Roamy Raul | MB | 1 | 0 | 0 | 1 | 0.33 |
| | - | 5 | Concepcion Rojas Javier Octavio | MB | 0 | 0 | 0 | 0 | |
| | - | 6 | Thondike Mejias Christian Manuel | S | 0 | 0 | 0 | 0 | |
| | - | 10 | Gutierrez Suarez Miguel David | OP | 0 | 0 | 0 | 0 | |
| | - | 12 | Herrera Jaime Jesus | OP | 0 | 0 | 0 | 0 | |
| | - | 18 | Lopez Castro Miguel Angel | OH | 0 | 0 | 0 | 0 | |
| - | 23 | Yant Herrera Marlon | OH | 0 | 0 | 0 | 0 | | |
| Total Team | | | | | 27 | 12 | 3 | 42 | 9.00 |
|  Set | Rk | No | Name | Pos. | Running Sets | Faults | Still Sets | Total Attempts | Avg. by set |
| | 1 | 11 | Taboada Diaz Lyvan | S | 17 | 1 | 50 | 68 | 5.67 |
| | - | 2 | Mergarejo Hernandez Osniel Lazaro | OH | 0 | 0 | 2 | 2 | |
| | - | 3 | Wilson Velazquez Alexis | MB | 0 | 0 | 0 | 0 | |
| | - | 5 | Concepcion Rojas Javier Octavio | MB | 0 | 0 | 0 | 0 | |
| | - | 6 | Thondike Mejias Christian Manuel | S | 0 | 0 | 0 | 0 | |
| | - | 7 | Garcia Alvarez Yonder Roman | L | 0 | 0 | 2 | 2 | |
| | - | 10 | Gutierrez Suarez Miguel David | OP | 0 | 0 | 0 | 0 | |
| | - | 12 | Herrera Jaime Jesus | OP | 0 | 0 | 0 | 0 | |
| | - | 16 | Romero Gonzalez Jose Carlos | OP | 0 | 0 | 1 | 1 | |
| | - | 17 | Alonso Arce Roamy Raul | MB | 0 | 0 | 2 | 2 | |
| | - | 18 | Lopez Castro Miguel Angel | OH | 0 | 0 | 0 | 0 | |
| | - | 22 | Gutierrez Suarez Jose Miguel | OH | 0 | 0 | 0 | 0 | |
| | - | 23 | Yant Herrera Marlon | OH | 0 | 0 | 0 | 0 | |
| - | 24 | Gorguet Salas Alain | L | 0 | 0 | 1 | 1 | | |
| Total Team | | | | | 17 | 1 | 58 | 76 | 5.67 |
|  Reception Limit: 20.00% | Rk | No | Name | Pos. | Excellents | Faults | Serve Receptions | Total Attempts | Eff. % |
| | 1 | 22 | Gutierrez Suarez Jose Miguel | OH | 12 | 0 | 18 | 30 | 40.00 |
| | 2 | 24 | Gorguet Salas Alain | L | 3 | 1 | 6 | 10 | 20.00 |
| | - | 2 | Mergarejo Hernandez Osniel Lazaro | OH | 5 | 0 | 3 | 8 | |
| | - | 3 | Wilson Velazquez Alexis | MB | 0 | 0 | 0 | 0 | |
| | - | 5 | Concepcion Rojas Javier Octavio | MB | 0 | 0 | 0 | 0 | |
| | - | 6 | Thondike Mejias Christian Manuel | S | 0 | 0 | 0 | 0 | |
| | - | 7 | Garcia Alvarez Yonder Roman | L | 0 | 0 | 0 | 0 | |
| | - | 10 | Gutierrez Suarez Miguel David | OP | 0 | 0 | 0 | 0 | |
| | - | 11 | Taboada Diaz Lyvan | S | 0 | 0 | 0 | 0 | |
| | - | 12 | Herrera Jaime Jesus | OP | 0 | 0 | 0 | 0 | |
| | - | 16 | Romero Gonzalez Jose Carlos | OP | 0 | 0 | 0 | 0 | |
| | - | 17 | Alonso Arce Roamy Raul | MB | 2 | 0 | 0 | 2 | |
| | - | 18 | Lopez Castro Miguel Angel | OH | 0 | 0 | 0 | 0 | |
| - | 23 | Yant Herrera Marlon | OH | 0 | 0 | 0 | 0 | | |
| Total Team | | | | | 22 | 1 | 27 | 50 | 42.00 |

MIKASA

MIKASA

MIKASA