

Boletín || 2

27 de agosto del 2018





Calendario y Formato de Competencia / Competition Format and Match Schedule

GROUP-A

No.	Date	Time	Teams	LIVE SCORE	Set	Result per set (points)									
						1	2	3	4	5	POINTS	TOTAL	TIME	FORMS	
4	27-ago	18.00	CUBA vs GUATEMALA	3-0		25-17	25-18	25-13			5-0	75-48	1:09	P-2	P-3
1	27-ago	12.00	BARBADOS vs DOMINICAN REPUBLIC	0-3		21-25	21-25	18-25			0-5	60-75	1:13	P-2	P-3
5	28-ago	12.00	DOMINICAN REPUBLIC vs GUATEMALA	0-0										P-2	P-3
8	28-ago	18.00	CUBA vs BARBADOS	0-0										P-2	P-3
9	29-ago	12.00	GUATEMALA vs BARBADOS	0-0										P-2	P-3
12	29-ago	18.00	CUBA vs DOMINICAN REPUBLIC	0-0										P-2	P-3

GROUP-B

No.	Date	Time	Teams	LIVE SCORE	Set	Result per set (points)									
						1	2	3	4	5	POINTS	TOTAL	TIME	FORMS	
2	27-ago	14.00	CANADA vs HAITI	3-0		25-14	25-17	25-18			5-0	75-49	1:12	P-2	P-3
3	27-ago	16.00	USA vs NICARAGUA	3-0		25-23	25-15	25-15			5-0	75-53	1:25	P-2	P-3
6	28-ago	14.00	CANADA vs NICARAGUA	0-0										P-2	P-3
7	28-ago	16.00	USA vs HAITI	0-0										P-2	P-3
10	29-ago	14.00	NICARAGUA vs HAITI	0-0										P-2	P-3
11	29-ago	16.00	CANADA vs USA	0-0										P-2	P-3

QUATERFINALS

No.	Date	Time	Teams	LIVE SCORE	Set	Result per set (points)									
						1	2	3	4	5	POINTS	TOTAL	TIME	FORMS	
13	30-ago	14.00	2nd A vs 3ro B	0-0											
14	30-ago	16.00	2do B vs 3ro A	0-0										P-2	P-3

CLASSIFICATION 5/8

No.	Date	Time	Teams	LIVE SCORE	Set	Result per set (points)									
						1	2	3	4	5	POINTS	TOTAL	TIME	FORMS	
15	31-ago	12.00	4to A vs Loser of M13* (or M14)	0-0										P-2	P-3
16	31-ago	14.00	4to B vs Loser of M14* (or M13)	0-0										P-2	P-3

SEMI FINALS

No.	Date	Time	Teams	LIVE SCORE	Set	Result per set (points)									
						1	2	3	4	5	POINTS	TOTAL	TIME	FORMS	
17	31-ago	16.00	1st A vs Winner of M13* (or M14)	0-0										P-2	P-3
18	31-ago	18.00	1st B vs Winner of M14* (or M13)	0-0										P-2	P-3

FINAL CLASSIFICATION 7/8

No.	Date	Time	Teams	LIVE SCORE	Set	Result per set (points)									
						1	2	3	4	5	POINTS	TOTAL	TIME	FORMS	
19	01-sep	12.00	Loser of M15 vs Loser of M16	0-0										P-2	P-3

FINAL CLASSIFICATION 5/6

20	01-sep	14.00	Winner of M15 vs Winner of M16	0-0										P-2	P-3
----	--------	-------	--------------------------------	-----	--	--	--	--	--	--	--	--	--	-----	-----

FINALS

No.	Date	Time	Teams	LIVE SCORE	Set	Result per set (points)									
						1	2	3	4	5	POINTS	TOTAL	TIME	FORMS	
21	01-sep	16.00	Loser of M17 vs Loser of M18	0-0										P-2	P-3
22	01-sep	18.00	Winner of M17 vs Winner of M18	0-0										P-2	P-3

*NOTE1: For the Classification, Quarterfinal and Semifinal Rounds, according to the FIVB General Competition Regulations, it must be avoided that teams from the same group play each other.

*NOTE2: According to the established competition format and the FIVB General Regulations, for the Classification, Quarterfinal and Semifinal Rounds, if three teams from the same group qualify, the match between highest ranked team and lowest ranked team of their

Día / Day	Hora / Time	Competition Venue - Ciudad Deportiva	Training Court 1 - Escuela Nacional de Voleibol	Training Court 2 - Escuela Nacional de Voleibol
28-ago-18	7:30		CAN (14:00)	NCA (14:00)
	9:00		USA (16:00)	HAI (16:00)
	10:30		CUB (18:00)	BAR (18:00)
	12:00			
	12:00	DOM vs GUA		
	14:00	CAN vs NCA		
	16:00	USA vs HAI		
	18:00	CUB vs BAR	DOM (12:00)	GUA (12:00)
29-ago-18	7:30		NCA (14:00)	HAI (14:00)
	9:00		CAN (16:00)	USA (16:00)
	10:30		CUB (18:00)	DOM (18:00)
	12:00			
	12:00	GUA vs BAR		
	14:00	NCA vs HAI		
	16:00	CAN vs USA		
	18:00	CUB vs DOM	GUA (12:00)	BAR (12:00)
30-ago-18	7:30		2do A (14.00)	3ro B (14.00)
	9:00	1ro A (off)	2ro B (16.00)	3ro A (16.00)
	10:30	1ro B (off)	4to A (off)	4to B (off)
	12:00			
	12:00			
	14:00	2do A vs 3ro B		
	16:00	2do B vs 3ro A		
31-ago-18	7:30		4to B	Losser M 14 (or 13)
	9:00		1ro A	Winner of M 13 (or 14) (16:00)
	10:30		1ro B	Winner of M 14 (or 13) (18:00)
	12:00			
	12:00	4to A vs Losser M 13 (or 14)		
	14:00	4to B vs Losser M 14 (or 13)		
	16:00	1ro vs Winner of M 13 (or 14)		
	18:00	1ro vs Winner of M 14 (or 13)	4to A	Losser M 13 (or 14)
01-sep-18	7:30		Winner of M15 (16:00)	Winner of M14 (16:00)
	9:00		Loser of M17 (16:00)	Loser of M18 (16:00)
	10:30		Winner of M18 (16:00)	Winner of M18 (18:00)
	12:00	Loser of M15 vs Loser of M16		
	14:00	Winner of M15 vs Winner of M16		
	16:00	Loser of M17 vs Loser of M18		
	18:00	Winner of M17 vs Winner of M18		



FEDERATION
INTERNATIONALE
DE VOLLEYBALL



O-1 UNIFORM COLOURS
Couleur de l'uniforme

CITY: Ville:

DATE: TIME: Heure:

REGISTERED COLOURS / Couleurs enregistrées :
(ONLY SHIRT COLOUR - seulement la couleur du maillot)

POOL/PHASE: Groupe/Phase:

DOM ▼	GUA ▼	CUB ▼	BAR ▼	▼	▼
-------	-------	-------	-------	---	---

1	RED	NAVY	RED	BLUE		
2	BLUE	L/BLUE	BLUE	YELLOW		
3	WHITE	WHITE	WHITE	WHITE		

MATCH SCHEDULE
Calendrier des matches

DATE:	No. Match	Team Equipe	
		A	B
28/ago/2018	5	GUA	DOM
28/ago/2018	8	CUB	BAR
29/ago/2018	9	BAR	GUA
29/ago/2018	12	CUB	DOM

TEAMS CHOICE (1-2 OR 3)
Choix des équipes (1-2 ou 3)

1st CHOICE 1er Choix		LIBERO		FIVB DECISION Décision de la FIVB	
				A	B
A	B	A	B	A	B
		WHITE	BLUE	NAVY	WHITE
		RED	YELLOW	BLUE	WHITE
		WHITE	NAVY	BLUE	L/BLUE
		WHITE	RED	RED	BLUE



FEDERATION
INTERNATIONALE
DE VOLLEYBALL



O-1 UNIFORM COLOURS
Couleur de l'uniforme

CITY:
Ville:

DATE: TIME:
Heure:

REGISTERED COLOURS / Couleurs enregistrées :
(ONLY SHIRT COLOUR - seulement la couleur du maillot)

POOL/PHASE:
Groupe/Phase:

NCA ▼	USA ▼	CAN ▼	HAI ▼	▼	▼
-------	-------	-------	-------	---	---

1	BLUE	BLUE	BLACK	BLUE	
2	WHITE	RED	RED	RED	
3	BLACK	WHITE	WHITE	WHITE	

MATCH SCHEDULE
Calendrier des matches

DATE:	No. Match	Team Equipe	
		A	B
28/ago/2018	6	CAN	NCA
28/ago/2018	7	USA	HAI
29/ago/2018	10	NCA	HAI
29/ago/2018	11	CAN	USA

TEAMS CHOICE (1-2 OR 3)
Choix des équipes (1-2 ou 3)

1st CHOICE 1er Choix				LIBERO		FIVB DECISION Décision de la FIVB	
A		B		A	B	A	B
				WHITE	WHITE	RED	BLACK
				BLUE	BLUE	WHITE	RED
				BLACK	RED	WHITE	BLUE
				RED	WHITE	BLACK	BLUE



P-4 VOLLEYBALL • Collated results & ranking



U21 NORCECA CONTINENTAL CHAMPIONSHIP

Results of Monday, 27' 27e 'August' 27e '2018

MATCH RESULTS

GROUP A

No	Date	Teams	Set	Result per set (points)					Total Points	Time	Spectators
				1	2	3	4	5			
1	27/08/2018	BAR - DOM	0-3	21-25	21-25	18-25			60- 75	1:19	300
4	27/08/2018	CUB - GUA	3-0	25-17	25-18	25-13			75- 48	1:15	150

GROUP B

No	Date	Teams	Set	Result per set (points)					Total Points	Time	Spectators
				1	2	3	4	5			
2	27/08/2018	CAN - HAI	3-0	25-14	25-17	25-18			75- 49	1:18	150
3	27/08/2018	USA - NCA	3-0	25-23	25-15	25-15			75- 53	1:31	300

TEAM RANKING

GROUP A

Rk	Code	Team	Matches				Results Details						Points			Sets		
			Pts	T	W	L	3-0	3-1	3-2	2-3	1-3	0-3	W	L	Ratio	W	L	Ratio
1	CUB	CUBA	5	1	1	0	1	0	0	0	0	0	75	48	1,563	3	0	MAX
2	DOM	REPUBLICA DOMINICANA	5	1	1	0	1	0	0	0	0	0	75	60	1,250	3	0	MAX
3	BAR	BARBADOS	0	1	0	1	0	0	0	0	0	1	60	75	0,800	0	3	
4	GUA	GUATEMALA	0	1	0	1	0	0	0	0	0	1	48	75	0,640	0	3	

GROUP B

Rk	Code	Team	Matches				Results Details						Points			Sets		
			Pts	T	W	L	3-0	3-1	3-2	2-3	1-3	0-3	W	L	Ratio	W	L	Ratio
1	CAN	CANADA	5	1	1	0	1	0	0	0	0	0	75	49	1,531	3	0	MAX
2	USA	ESTADOS UNIDOS	5	1	1	0	1	0	0	0	0	0	75	53	1,415	3	0	MAX
3	NCA	NICARAGUA	0	1	0	1	0	0	0	0	0	1	53	75	0,707	0	3	
4	HAI	HAITI	0	1	0	1	0	0	0	0	0	1	49	75	0,653	0	3	





P-2 VOLLEYBALL • Match result



U21 NORCECA CONTINENTAL CHAMPIONSHIP GROUP A

Match: 1 **Date:** 27/08/2018 **Spectators:** 300
City: LA HABANA
Hall: Ciudad Deportiva
Match duration: Start: 12:00 End: 13:19 Total: 1:19

Teams	Sets	1	2	3	4	5	Total
BAR	0	21	21	18			60
DOM	3	25	25	25			75
Set duration		0:24	0:26	0:23			1:13

Referees: Sege Theriault (CAN) & Alejandra Izquierdo (NCA)

BAR • BARBADOS		1	2	3	4	5	Pts
1	L Taylor Omari (L)	L	L	L			
2	Callender Brandon (WS)						1
4	Callender Chad (S)	■	■	■			2
5	Oxley Ashe (OP)	■	■	■			7
6	Nurse Pierre (S)						
7	Morris Kadeem (MB)			■	■		1
9	Morris-Sealy Jherard (MB)	■					
10	Oxley Akeel (WS)	■	■	■			15
12	Stoute Akeel (OP)	■	■	■			4
16	Williams Akeil (MB)	■	■	■			11

Coach: MR JOHN STUART (BAR)
Assistant: MR ELWYN OXLEY (BAR)

DOM • REPUBLICA DOMINICANA		1	2	3	4	5	Pts
2	Valdez Peña Bayron (WS)	■	■	■			20
3	Almonte Bismal R. (OP)	■	■				5
5	Muñoz Lopez Brian R. (WS)						
7	Gervacio Burgos Francisco A. (WS)				□	□	1
8	L Villar Cordero Erick B. (L)	L	L	L			
9	Capellan Rodriguez Jhoan J. (S)				□	□	
10	Reinoso Soto Luis D. (WS)				□	■	4
12	Gonzalez Perez Adalberto (S)	■	■	■			1
13	Jimenez Del Orbe Joelvi A. (MB)	■	■	■			3
14	Ferreira Perez Erickson (MB)						
15	Mendez Jose Dawilin R. (MB)	■	■	■			4
17	Perez Bello Jairo J. (WS)	■	■	■			8

Coach: Jose Dante Mañon (DOM)
Assistant: Loren Rodriguez (DOM)

TEAMS AND PLAYERS PERFORMANCES

Won Pts	Total Atts	No Name	Scoring Skills	Won Pts	Total Atts	No Name
32	85	Total Team		31	85	Total Team
14	26	10 Oxley Akeel (WS)	Spike	16	31	2 Valdez Peña Bayron (WS)
6	8	16 Williams Akeil (MB)		6	23	17 Perez Bello Jairo J. (WS)
6	18	5 Oxley Ashe (OP)		4	12	15 Mendez Jose Dawilin R.
7	90	Total Team	Block	8	42	Total Team
4	27	16 Williams Akeil (MB)		2	8	17 Perez Bello Jairo J. (WS)
1	10	5 Oxley Ashe (OP)		2	4	3 Almonte Bismal R. (OP)
1	13	12 Stoute Akeel (OP)		1	1	10 Reinoso Soto Luis D. (WS)
2	62	Total Team	Serve	7	73	Total Team
1	12	16 Williams Akeil (MB)		3	13	2 Valdez Peña Bayron (WS)
1	13	4 Callender Chad (S)		2	12	10 Reinoso Soto Luis D. (WS)
				1	8	7 Gervacio Burgos Francisco
19		Total Team	Opp. error	29		Total Team
60	237	Total Team		Total	75	200
15	43	10 Oxley Akeel (WS)	Best Scorer	20	49	2 Valdez Peña Bayron (WS)

■ Starting line-up Pts = Points scored [nn] = Captain
□ Substitute Atts = Attempts L = Libero
Opp = Opponent





P-2 VOLLEYBALL • Match result



U21 NORCECA CONTINENTAL CHAMPIONSHIP GROUP B

Match: 2 **Date:** 27/08/2018 **Spectators:** 150
City: La Habana
Hall: Ciudad Deportiva
Match duration: Start: 14:00 End: 15:18 Total: 1:18

Teams	Sets	1	2	3	4	5	Total
CAN	3	25	25	25			75
HAI	0	14	17	18			49
Set duration		0:30	0:21	0:21			1:12

Referees: WILLIAN THORNBURGH (USA) & JOSE PARDO (CUB)

CAN • CANADA		1	2	3	4	5	Pts
2	Neaves Matthew (MB)	■	■	■			4
3	Dowhaniuk Michael (WS)	■	■	■			12
5	Lange Luis (MB)						
6	Elser Mathias (S)	■	■	■			
8	L Lui Justin (L)	L	L	L			
10	Hofer Brodie (WS)	■	■				9
11	McCarthy Fynnian (MB)	■	■	■			13
12	Nsakanda Alexandre (OP)				□		2
13	Friesen Braedon (WS)						
14	Ketrzynski Xander (OP)	■	■	■			13
15	Liu Coltyn (WS)			□	■		5
20	St-Denis Maxime (S)					□	

Coach: Joao Paulo Bravo (BRA)
Assistant: Adam Simac (CAN)

HAI • HAITI		1	2	3	4	5	Pts
1	MICHEL ANGE BAPTIS (S)	■	■	■			
2	Joseph Gerard R. (OP)						
3	Francois Denilson (MB)	■	■	■			1
4	L Fleridor Rony (L)	L	L	L			
5	Joseph Olando (MB)	■	■	■			3
7	Daout Kervens (S)						
8	Bayol Jean PH. (OP)	■	■	■			10
9	Joachim Ken J. (MB)						
11	Alcinor Eliezer B. (WS)						
12	Audate Josmy (WS)	■	■	■			1
13	Dumay Edgar D. (WS)	■	■	■			6

Coach: ADOLPHE RALPH (HAI)
Assistant: JOSEPH FRANTZ (HAI)

TEAMS AND PLAYERS PERFORMANCES

Won Pts	Total Atts	No Name	Scoring Skills	Won Pts	Total Atts	No Name
40	61	Total Team		17	46	Total Team
9	16	14 Ketrzynski Xander (OP)	Spike	8	20	8 Bayol Jean PH. (OP)
8	9	10 Hofer Brodie (WS)		5	13	13 Dumay Edgar D. (WS)
7	10	3 Dowhaniuk Michael (WS)		2	2	5 Joseph Olando (MB)
3	24	Total Team	Block	1	51	Total Team
2	5	11 McCarthy Fynnian (MB)		1	17	5 Joseph Olando (MB)
1	3	3 Dowhaniuk Michael (WS)	Serve	3	50	Total Team
15	74	Total Team		2	9	8 Bayol Jean PH. (OP)
5	14	11 McCarthy Fynnian (MB)		1	9	13 Dumay Edgar D. (WS)
4	15	3 Dowhaniuk Michael (WS)	Opp. error	28		Total Team
4	14	14 Ketrzynski Xander (OP)		49	147	Total Team
17		Total Team	Total			
75	159	Total Team				
13	29	11 McCarthy Fynnian (MB)	Best Scorer	10	35	8 Bayol Jean PH. (OP)

■ Starting line-up Pts = Points scored [nn] = Captain
□ Substitute Atts = Attempts L = Libero
Opp = Opponent





P-2 VOLLEYBALL • Match result



U21 NORCECA CONTINENTAL CHAMPIONSHIP GROUP B

Match: 3 **Date:** 27/08/2018 **Spectators:** 300
City: La Habana
Hall: Ciudad Deportiva
Match duration: Start: 16:00 End: 17:31 Total: 1:31

Teams	Sets	1	2	3	4	5	Total
USA	3	25	25	25			75
NCA	0	23	15	15			53
Set duration		0:37	0:26	0:22			1:25

Referees: JUAN Infante (CUB) & Gerardo Cifuentes (GUA)

USA • ESTADOS UNIDOS		1	2	3	4	5	Pts
2	Crisp Blake (S)	□	■	■			
3	Denton Luke (OP)				□		
7	Jasper Jaylen (OP)	■	■	■			18
8	Joslyn Devin (WS)	■	■	■			9
10	Lamp Kevin (WS)					□	
11	Lewis Samuel (MB)	■	■	■			9
12	Martin James (MB)						
14	Olivier Spencer (WS)						
15	L Peed V Garland (L)	L	L	L			
16	Presho Kyler (MB)	■	■	■			8
19	Reilly John (WS)	■	■	■			15
22	Kelly Joseph (S)	■					

Coach: Carson, Jonah (USA)
Assistant: Berzins, Kris (USA)

NCA • NICARAGUA		1	2	3	4	5	Pts
1	Zeledón Jonny (WS)	■	■	■			9
2	Cuadra Sandoval Diego (MB)	■	■	■			5
3	Baquedano Ronnier (OP)	□		□			
4	Reyes LArios Enmanuel (MB)	■	■	■			3
5	L Carcache Aguilar Jordan (L)	L	L	L			
6	Rostran Moreno Jordy E. (MB)						
7	Núñez Muñoz Novelbis (OP)	■	■	■			4
8	Calero Obando Ramces J. (OP)			□			
9	Cerda Ronny (S)	■	■	■			2
10	Sandoval Bravo Marcial (WS)						
11	Meynard Hammed (S)						
12	Hernández Byron (WS)	■	■	■			6

Coach: OSMAN HERNANDEZ (NCA)
Assistant: BAYARDO NAVARRETE (NCA)

TEAMS AND PLAYERS PERFORMANCES

Won Pts	Total Atts	No Name	Scoring Skills	Won Pts	Total Atts	No Name
43	71	Total Team		27	68	Total Team
15	21	7 Jasper Jaylen (OP)	Spike	8	19	1 Zeledón Jonny (WS)
12	18	19 Reilly John (WS)		5	10	2 Cuadra Sandoval Diego
6	8	11 Lewis Samuel (MB)		5	18	12 Hernández Byron (WS)
10	44	Total Team	Block	1	43	Total Team
3	9	11 Lewis Samuel (MB)		1	5	1 Zeledón Jonny (WS)
2	11	16 Presho Kyler (MB)				
2	7	7 Jasper Jaylen (OP)	Serve	1	55	Total Team
3	18	8 Joslyn Devin (WS)		1	12	12 Hernández Byron (WS)
1	10	19 Reilly John (WS)				
1	9	16 Presho Kyler (MB)	Opp. error	24		Total Team
16		Total Team		53	166	Total Team
75	188	Total Team	Best Scorer	9	31	1 Zeledón Jonny (WS)
18	37	7 Jasper Jaylen (OP)				

■ Starting line-up Pts = Points scored [nn] = Captain
□ Substitute Atts = Attempts L = Libero
Opp = Opponent





P-2 VOLLEYBALL • Match result



U21 NORCECA CONTINENTAL CHAMPIONSHIP GROUP A

Match: 4 **Date:** 27/08/2018 **Spectators:** 150
City: La Habana
Hall: Ciudad deportiva
Match duration: Start: 18:00 End: 19:15 Total: 1:15

Teams	Sets	1	2	3	4	5	Total
CUB	3	25	25	25			75
GUA	0	17	18	13			48
Set duration		0:23	0:23	0:23			1:09

Referees: Nestor Mateo (DOM) & Dale Addison (BAR)

CUB • CUBA		1	2	3	4	5	Pts
1	Gutierrez Suarez Jose M. (WS)	■	■	■			11
2	Thondike Mejias Christian M. (S)	□	□	□			1
4	Baseiro Aida Carlos D. (MB)				■		3
5	Charles Santana Carlos Y. (WS)	□	□	□			6
6	L Arrechea Najarro Lazaro Y. (L)	L	L	L			
8	Gomez Galves Julio A. (S)	■	■	■			4
9	Pelayo Bernal Henry J. (MB)	■	■				5
12	Cardenas Morales Julio C. (WS)	■	■				10
13	Romero Gonzalez Jose C. (OP)	■	■	■			10
15	Brunet Llanes Lazaro Y. (WS)		□				
16	Andreu Flores Victor R. (WS)				■		2
21	Altunaga Saroza Raico A. (MB)	■	■	■			7

Coach: JESUS ANGEL CRUZ LOP (CUB)
Assistant: VICTOR GARCIA CAPMPO (CUB)

GUA • GUATEMALA		1	2	3	4	5	Pts
1	Gamboa Quiñonez Francisco A. (WS)		□				
3	Paz Vicente Jonatan S. (WS)	■	■	■			
4	Hoil Ortega Kevin C. (WS)				□		
5	L Quiñonez Lorenzana Gabriel A. (L)	L	L	L			
6	Caballeros Sanchez Carlos D. (WS)	□	□	□			
7	Maldonado Espina Edgar A. (OP)	■	■	■			7
8	Ralon Bolaños Daniel A. (S)				□		
9	Zuñiga Cámbara José F. (OP)						
10	Ralon Bolaños Diego A. (S)	■	■	■			
11	Mejia Morales Edwin E. (MB)	■	■	■			
12	Ismalej Ixpata David A. (WS)	■	■	■			5
15	Hernández de León Jason O. (MB)	■	■	■			6

Coach: Luis Fernando Castañ (GUA)
Assistant: Carlos Humberto Lope (GUA)

TEAMS AND PLAYERS PERFORMANCES

Won Pts	Total Atts	No Name	Scoring Skills	Won Pts	Total Atts	No Name
41	67	Total Team		13	54	Total Team
8	15	1 Gutierrez Suarez Jose M.	Spike	5	22	7 Maldonado Espina Edgar A.
7	12	13 Romero Gonzalez Jose C.		4	5	15 Hernández de León Jason
7	11	21 Altunaga Saroza Raico A.		4	11	12 Ismalej Ixpata David A.
11	33	Total Team		4	52	Total Team
2	4	4 Baseiro Aida Carlos D.	Block	2	13	15 Hernández de León Jason
2	6	9 Pelayo Bernal Henry J.		1	11	12 Ismalej Ixpata David A.
2	4	12 Cardenas Morales Julio C.		1	8	7 Maldonado Espina Edgar A.
7	73	Total Team		1	50	Total Team
2	13	1 Gutierrez Suarez Jose M.	Serve	1	7	7 Maldonado Espina Edgar A.
2	16	8 Gomez Galves Julio A. (S)				
2	8	12 Cardenas Morales Julio C.				
16		Total Team	Opp. error	30		Total Team
75	173	Total Team	Total	48	156	Total Team
11	29	1 Gutierrez Suarez Jose M.	Best Scorer	7	37	7 Maldonado Espina Edgar A.

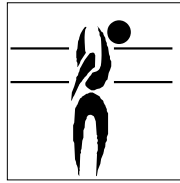
■ Starting line-up Pts = Points scored □nn = Captain
□ Substitute Atts = Attempts L = Libero
Opp = Opponent





P-5 VOLLEYBALL • Players ranking by skills

U21 NORCECA CONTINENTAL CHAMPIONSHIP



Best Scorers


Rk	No	Name	Team	Spike	Block	Serve	Total
1	2	Valdez Peña Bayron (WS)	DOM	16	1	3	20
2	7	Jasper Jaylen (OP)	USA	15	2	1	18
3	10	Oxley Akeel (WS)	BAR	14	1	0	15
3	19	Reilly John (WS)	USA	12	2	1	15
5	14	Ketrzynski Xander (OP)	CAN	9	0	4	13
5	11	McCarthy Fynnian (MB)	CAN	6	2	5	13
7	3	Dowhaniuk Michael (WS)	CAN	7	1	4	12
8	1	Gutierrez Suarez Jose M. (WS)	CUB	8	1	2	11
8	16	Williams Akeil (MB)	BAR	6	4	1	11
10	8	Bayol Jean PH. (OP)	HAI	8	0	2	10
10	13	Romero Gonzalez Jose C. (OP)	CUB	7	2	1	10
10	12	Cardenas Morales Julio C. (WS)	CUB	6	2	2	10
13	1	Zeledón Jonny (WS)	NCA	8	1	0	9
13	10	Hofer Brodie (WS)	CAN	8	0	1	9
13	11	Lewis Samuel (MB)	USA	6	3	0	9
13	8	Joslyn Devin (WS)	USA	5	1	3	9
17	17	Perez Bello Jairo J. (WS)	DOM	6	2	0	8
17	16	Presho Kyler (MB)	USA	5	2	1	8
19	21	Altunaga Saroza Raico A. (MB)	CUB	7	0	0	7
19	5	Oxley Ashe (OP)	BAR	6	1	0	7
19	7	Maldonado Espina Edgar A. (OP)	GUA	5	1	1	7
22	5	Charles Santana Carlos Y. (WS)	CUB	6	0	0	6
22	13	Dumay Edgar D. (WS)	HAI	5	0	1	6
22	12	Hernández Byron (WS)	NCA	5	0	1	6
22	15	Hernández de León Jason O. (MB)	GUA	4	2	0	6
26	15	Liu Coltyn (WS)	CAN	5	0	0	5
26	2	Cuadra Sandoval Diego (MB)	NCA	5	0	0	5
26	12	Ismalej Ixpata David A. (WS)	GUA	4	1	0	5
26	9	Pelayo Bernal Henry J. (MB)	CUB	3	2	0	5
26	3	Almonte Bismal R. (OP)	DOM	2	2	1	5
31	2	Neaves Matthew (MB)	CAN	4	0	0	4
31	15	Mendez Jose Dawilin R. (MB)	DOM	4	0	0	4
31	7	Núñez Muñoz Novelbis (OP)	NCA	4	0	0	4
31	12	Stoute Akeel (OP)	BAR	3	1	0	4
31	8	Gomez Galves Julio A. (S)	CUB	2	0	2	4
31	10	Reinoso Soto Luis D. (WS)	DOM	1	1	2	4
37	4	Reyes LArios Enmanuel (MB)	NCA	3	0	0	3
37	13	Jimenez Del Orbe Joelvi A. (MB)	DOM	2	1	0	3
37	5	Joseph Orlando (MB)	HAI	2	1	0	3
37	4	Baseiro Aida Carlos D. (MB)	CUB	1	2	0	3
41	9	Cerda Ronny (S)	NCA	2	0	0	2
41	16	Andreu Flores Victor R. (WS)	CUB	1	1	0	2
41	4	Callender Chad (S)	BAR	1	0	1	2
41	12	Nsakanda Alexandre (OP)	CAN	1	0	1	2
45	2	Callender Brandon (WS)	BAR	1	0	0	1
45	7	Morris Kadeem (MB)	BAR	1	0	0	1
45	3	Francois Denilson (MB)	HAI	1	0	0	1
45	12	Audate Josmy (WS)	HAI	1	0	0	1
45	2	Thondike Mejias Christian M. (S)	CUB	0	1	0	1
45	12	Gonzalez Perez Adalberto (S)	DOM	0	1	0	1
Total tournament				244	45	42	331





P-5 VOLLEYBALL • Players ranking by skills

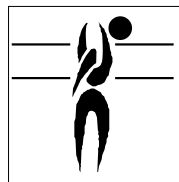
U21 NORCECA CONTINENTAL CHAMPIONSHIP



Best Spikers

Limit: 15.00%

Rk	No	Name	Team	Spikes	Faults	Shots	Total Attempts	Succ. %
1	7	Jasper Jaylen (OP)	USA	15	3	3	21	71.43
2	3	Dowhaniuk Michael (WS)	CAN	7	-	3	10	70.00
3	19	Reilly John (WS)	USA	12	2	4	18	66.67
4	21	Altunaga Saroza Raico A. (MB)	CUB	7	3	1	11	63.64
5	11	McCarthy Fynnian (MB)	CAN	6	1	3	10	60.00
6	13	Romero Gonzalez Jose C. (OP)	CUB	7	2	3	12	58.33
7	14	Ketrzynski Xander (OP)	CAN	9	3	4	16	56.25
8	10	Oxley Akeel (WS)	BAR	14	5	7	26	53.85
9	1	Gutierrez Suarez Jose M. (WS)	CUB	8	2	5	15	53.33
10	2	Valdez Peña Bayron (WS)	DOM	16	3	12	31	51.61
Total Tournament				244	94	199	537	45.44



Best Blockers

Rk	No	Name	Team	Kill Blocks	Faults	Rebounds	Total Attempts	Avg. by set
1	16	Williams Akeil (MB)	BAR	4	4	19	27	1.33
2	11	Lewis Samuel (MB)	USA	3	2	4	9	1.00
3	4	Baseiro Aida Carlos D. (MB)	CUB	2	-	2	4	0.67
3	17	Perez Bello Jairo J. (WS)	DOM	2	-	6	8	0.67
5	9	Pelayo Bernal Henry J. (MB)	CUB	2	1	3	6	0.67
6	3	Almonte Bismal R. (OP)	DOM	2	1	1	4	0.67
6	12	Cardenas Morales Julio C. (WS)	CUB	2	1	1	4	0.67
8	16	Presho Kyler (MB)	USA	2	3	6	11	0.67
9	11	McCarthy Fynnian (MB)	CAN	2	2	1	5	0.67
10	7	Jasper Jaylen (OP)	USA	2	3	2	7	0.67
Total Tournament				45	122	212	379	3.75



Best Servers


Rk	No	Name	Team	Aces	Faults	Serve Hits	Total Attempts	Avg. by set
1	11	McCarthy Fynnian (MB)	CAN	5	5	4	14	1.67
2	3	Dowhaniuk Michael (WS)	CAN	4	2	9	15	1.33
3	14	Ketrzynski Xander (OP)	CAN	4	4	6	14	1.33
4	8	Joslyn Devin (WS)	USA	3	1	14	18	1.00
5	2	Valdez Peña Bayron (WS)	DOM	3	4	6	13	1.00
6	10	Reinoso Soto Luis D. (WS)	DOM	2	1	9	12	0.67
7	8	Bayol Jean PH. (OP)	HAI	2	1	6	9	0.67
8	1	Gutierrez Suarez Jose M. (WS)	CUB	2	2	9	13	0.67
9	8	Gomez Galves Julio A. (S)	CUB	2	3	11	16	0.67
10	12	Cardenas Morales Julio C. (WS)	CUB	2	2	4	8	0.67
Total Tournament				42	82	386	510	3.50





P-5 VOLLEYBALL • Players ranking by skills

U21 NORCECA CONTINENTAL CHAMPIONSHIP



Best Diggers

Rk	No	Name	Team	Digs	Faults	Receptions	Total Attempts	Avg. by set
1	8	Villar Cordero Erick B. (L)	DOM	6	4	3	13	2.00
2	8	Lui Justin (L)	CAN	6	3	-	9	2.00
3	3	Dowhaniuk Michael (WS)	CAN	4	-	1	5	1.33
4	15	Peed V Garland (L)	USA	3	5	6	14	1.00
5	11	McCarthy Fynnian (MB)	CAN	2	-	3	5	0.67
6	10	Oxley Akeel (WS)	BAR	1	1	5	7	0.33
7	6	Arrechea Najarro Lazaro Y. (L)	CUB	1	3	12	16	0.33
8	17	Perez Bello Jairo J. (WS)	DOM	1	2	6	9	0.33
9	7	Gervacio Burgos Francisco A. (WS)	DOM	1	1	2	4	0.33
10	10	Reinoso Soto Luis D. (WS)	DOM	1	1	1	3	0.33
Total Tournament				35	146	155	336	2.92



Best Setters

Rk	No	Name	Team	Running Sets	Faults	Still Sets	Total Attempts	Avg. by set
1	6	Elser Mathias (S)	CAN	23	2	28	53	7.67
2	12	Gonzalez Perez Adalberto (S)	DOM	18	1	52	71	6.00
3	2	Crisp Blake (S)	USA	12	-	23	35	4.00
4	22	Kelly Joseph (S)	USA	7	-	15	22	2.33
5	8	Gomez Galves Julio A. (S)	CUB	6	-	28	34	2.00
6	4	Callender Chad (S)	BAR	6	3	65	74	2.00
7	2	Thondike Mejias Christian M. (S)	CUB	5	1	17	23	1.67
8	1	MICHEL ANGE BAPTIS (S)	HAI	2	3	35	40	0.67
9	20	St-Denis Maxime (S)	CAN	1	-	3	4	0.33
10	10	Ralon Bolaños Diego A. (S)	GUA	1	3	44	48	0.33
Total Tournament				81	20	434	535	6.75



Best Receivers

Limit: 25.00%


Rk	No	Name	Team	Excellents	Faults	Serve Receptions	Total Attempts	Eff. %
1	3	Dowhaniuk Michael (WS)	CAN	11	1	5	17	58.82
2	8	Villar Cordero Erick B. (L)	DOM	11	1	6	18	55.56
3	17	Perez Bello Jairo J. (WS)	DOM	9	-	12	21	42.86
4	8	Joslyn Devin (WS)	USA	9	1	9	19	42.11
5	8	Lui Justin (L)	CAN	7	1	10	18	33.33
6	10	Oxley Akeel (WS)	BAR	16	3	23	42	30.95
7	6	Arrechea Najarro Lazaro Y. (L)	CUB	3	-	8	11	27.27
8	12	Cardenas Morales Julio C. (WS)	CUB	3	-	11	14	21.43
9	1	Zeledón Jonny (WS)	NCA	4	1	12	17	17.65
10	12	Audate Josmy (WS)	HAI	5	3	7	15	13.33
Total Tournament				105	45	277	427	14.05





P-5 VOLLEYBALL • Players ranking by skills

U21 NORCECA CONTINENTAL CHAMPIONSHIP



Best Liberos

Rk	No	Name	Team	Excellents	Faults	In play	Total attempts	Avg. by set
1	8	Villar Cordero Erick B. (L)	DOM	17	5	9	31	5.67
2	8	Lui Justin (L)	CAN	13	4	10	27	4.33
3	15	Peed V Garland (L)	USA	7	5	14	26	2.33
4	6	Arrechea Najarro Lazaro Y. (L)	CUB	4	3	20	27	1.33
5	5	Carcache Aguilar Jordan (L)	NCA	3	8	19	30	1.00
6	1	Taylor Omari (L)	BAR	3	12	13	28	1.00
7	4	Fleridor Rony (L)	HAI	1	12	11	24	0.33
8	5	Quiñonez Lorenzana Gabriel A. (L)	GUA		3	27	30	





P-6 VOLLEYBALL • Teams ranking by skills

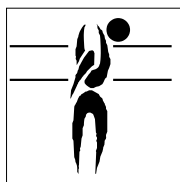
U21 NORCECA CONTINENTAL CHAMPIONSHIP



Best Spikers

Limit: 15.00%

Rk	Team	Spikes	Faults	Shots	Total Attempts	Succ. %
1	CAN CANADA	40	4	17	61	65.57
2	CUB CUBA	41	10	16	67	61.19
3	USA ESTADOS UNIDOS	43	9	19	71	60.56
4	NCA NICARAGUA	27	17	24	68	39.71
5	BAR BARBADOS	32	17	36	85	37.65
6	HAI HAITI	17	9	20	46	36.96
7	DOM REPUBLICA DOMINICANA	31	13	41	85	36.47
8	GUA GUATEMALA	13	15	26	54	24.07
Total Tournament		244	94	199	537	45.44



Best Blockers

Rk	Team	Kill Blocks	Faults	Rebounds	Total Attempts	Avg. by set
1	CUB CUBA	11	9	13	33	3.67
2	USA ESTADOS UNIDOS	10	13	21	44	3.33
3	DOM REPUBLICA DOMINICANA	8	14	20	42	2.67
4	BAR BARBADOS	7	12	71	90	2.33
5	GUA GUATEMALA	4	31	17	52	1.33
6	CAN CANADA	3	10	11	24	1.00
7	HAI HAITI	1	13	37	51	0.33
7	NCA NICARAGUA	1	20	22	43	0.33
Total Tournament		45	122	212	379	3.75



Best Servers


Rk	Team	Aces	Faults	Serve Hits	Total Attempts	Avg. by set
1	CAN CANADA	15	23	36	74	5.00
2	DOM REPUBLICA DOMINICANA	7	7	59	73	2.33
2	CUB CUBA	7	16	50	73	2.33
4	USA ESTADOS UNIDOS	6	16	51	73	2.00
5	HAI HAITI	3	4	43	50	1.00
6	BAR BARBADOS	2	5	55	62	0.67
7	NCA NICARAGUA	1	5	49	55	0.33
7	GUA GUATEMALA	1	6	43	50	0.33
Total Tournament		42	82	386	510	3.50





P-6 VOLLEYBALL • Teams ranking by skills

U21 NORCECA CONTINENTAL CHAMPIONSHIP



Best Diggers

Rk	Team	Digs	Faults	Receptions	Total Attempts	Avg. by set
1	CAN CANADA	13	7	7	27	4.33
2	DOM REPUBLICA DOMINICANA	12	22	22	56	4.00
3	USA ESTADOS UNIDOS	5	14	20	39	1.67
4	BAR BARBADOS	3	27	32	62	1.00
5	CUB CUBA	1	10	23	34	0.33
5	NCA NICARAGUA	1	25	17	43	0.33
7	GUA GUATEMALA	-	12	16	28	
7	HAI HAITI	-	29	18	47	
Total Tournament		35	146	155	336	2.92



Best Setters

Rk	Team	Running Sets	Faults	Still Sets	Total Attempts	Avg. by set
1	CAN CANADA	24	2	33	59	8.00
2	USA ESTADOS UNIDOS	19	-	51	70	6.33
3	DOM REPUBLICA DOMINICANA	18	1	66	85	6.00
4	CUB CUBA	11	1	51	63	3.67
5	BAR BARBADOS	6	6	73	85	2.00
6	HAI HAITI	2	4	42	48	0.67
7	GUA GUATEMALA	1	4	54	59	0.33
8	NCA NICARAGUA	-	2	64	66	
Total Tournament		81	20	434	535	6.75



Best Receivers

Limit: 25.00%

Rk	Team	Excellents	Faults	Serve Receptions	Total Attempts	Eff. %
1	CAN CANADA	22	3	21	46	41.30
2	DOM REPUBLICA DOMINICANA	25	3	29	57	38.60
3	USA ESTADOS UNIDOS	14	1	35	50	26.00
4	BAR BARBADOS	23	8	35	66	22.73
5	CUB CUBA	7	1	35	43	13.95
6	NCA NICARAGUA	8	6	43	57	3.51
7	GUA GUATEMALA	-	7	50	57	
7	HAI HAITI	6	16	29	51	
Total Tournament		105	45	277	427	14.05

