



BARRANQUILLA 2018

XXIII JUEGOS DEPORTIVOS
CENTROAMERICANOS Y DEL CARIBE

Men's / Masculino

Bulletin

3

Barranquilla • Colombia • Domingo 29 de Julio 2018

FIVB

Union
Panamericana
Voleibol

CONFEDERACIÓN
SUDAMERICANA DE VOLEIBOL

molten
For the real game

Mizuno

SPORT
COURT



NOTA INFORMATIVA No. 1

El Comité de Control de este evento de Voleibol Masculino (SALA) Barranquilla 2018 alerta a los equipos que deben velar por la disciplina y el cumplimiento a las regulaciones disciplinarias vigentes.

En tal sentido se llama la atención a la no ocurrencia de conductas antideportivas, exhortando a nuestros atletas y entrenadores a respetar el juego limpio y el reglamento disciplinario para este evento.



A handwritten signature in black ink, appearing to be a stylized name or set of initials.



Calendario y Formato de Competencia Masculina / Men Competition Format and Match Schedule

GROUP-A / HUMBERTO PEREA											updated 06/10		
No.	Date	Time	Teams		LIVE SCORE	Set	Result per set (points)					POINTS	TIME
							1	2	3	4	5		
2	28-Jul	17:00	CUBA	vs	VENEZUELA	3-0	25-21	27-25	25-21			77-67	1:27
3	28-Jul	19:00	DOMINICAN REPUBLIC	vs	MEXICO	0-3	24-26	20-25	13-25			57-76	1:34
6	29-Jul	17:00	VENEZUELA	vs	DOMINICAN REPUBLIC	3-2	18-25	25-17	25-23	24-26	15-11	107-102	2:22
7	29-Jul	19:00	CUBA	vs	MEXICO	3-0	25-23	25-18	25-18			75-59	1:29
10	30-Jul	17:00	MEXICO	vs	VENEZUELA								
11	30-Jul	19:00	DOMINICAN REPUBLIC	vs	CUBA								

GROUP-B / HUMBERTO PEREA													
No.	Date	Time	Teams		LIVE SCORE	Set	Result per set (points)					POINTS	TIME
							1	2	3	4	5		
1	28-Jul	15:00	PUERTO RICO	vs	GUATEMALA	3-0	25-14	25-16	25-17			75-47	1:19
4	28-Jul	21:00	COLOMBIA	vs	TRINIDAD & TOBAGO	3-2	19-25	25-19	22-25	25-19	15-8	106-96	2:11
5	29-Jul	15:00	TRINIDAD & TOBAGO	vs	PUERTO RICO	0-3	11-25	18-25	19-25			48-75	1:18
8	29-Jul	21:00	COLOMBIA	vs	GUATEMALA	3-0	25-17	25-21	26-24			75-62	1:32
9	30-Jul	15:00	GUATEMALA	vs	TRINIDAD & TOBAGO								
12	30-Jul	21:00	COLOMBIA	vs	PUERTO RICO								

QUARTERFINALS - HUMBERTO PEREA													
No.	Date	Time	Teams		LIVE SCORE	Set	Result per set (points)					POINTS	TIME
							1	2	3	4	5		
13	31-Jul	19:00	2nd A	vs	3rd B	0-0							
14	31-Jul	21:00	2nd B	vs	3rd A	0-0							

CLASSIFICATION 5/8 - HUMBERTO PEREA													
No.	Date	Time	Teams		LIVE SCORE	Set	Result per set (points)					POINTS	TIME
							1	2	3	4	5		
15	1-Aug	15:00	LOSER OF M13* (or M14)	vs	4th B	0-0							
16	1-Aug	17:00	LOSER OF M14* (or M13)	vs	4th A	0-0							

SEMIFINALS - HUMBERTO PEREA													
No.	Date	Time	Teams		LIVE SCORE	Set	Result per set (points)					POINTS	TIME
							1	2	3	4	5		
17	1-Aug	19:00	WINNER OF M13* (OR M14)	vs	1st B	0-0							
18	1-Aug	21:00	WINNER OF M14* (OR M13)	vs	1st A	0-0							

FINAL CLASSIFICATION 7/8 - HUMBERTO PEREA													
No.	Date	Time	Teams		LIVE SCORE	Set	Result per set (points)					POINTS	TIME
							1	2	3	4	5		
19	2-Aug	12:00	LOSER OF M15	vs	LOSER OF M16	0-0							

FINAL CLASSIFICATION 5/6 - HUMBERTO PEREA													
No.	Date	Time	Teams		LIVE SCORE	Set	Result per set (points)					POINTS	TIME
							1	2	3	4	5		
20	2-Aug	14:00	WINNER OF M15	vs	WINNER OF M16	0-0							

FINAL CLASSIFICATION 3/4 - HUMBERTO PEREA													
No.	Date	Time	Teams		LIVE SCORE	Set	Result per set (points)					POINTS	TIME
							1	2	3	4	5		
21	2-Aug	16:00	LOSER OF M17	vs	LOSER OF M18	0-0							

FINALS 1/2 - HUMBERTO PEREA													
No.	Date	Time	Teams		LIVE SCORE	Set	Result per set (points)					POINTS	TIME
							1	2	3	4	5		
22	2-Aug	18:00	WINNER OF M17	vs	WINNER OF M18	0-0							

*NOTE1: For the Classification, Quarterfinal and Semifinal Rounds, according to the FIVB General Competition Regulations, it must be avoided that teams from the same group play each other.

Semifinal Rounds, if three teams from the same group qualify, the match between highest ranked team and lowest ranked team of their Preliminary Round will be repeated.

*NOTE3: Loser of M14 = Loser of Match #14, etc.



BARRANQUILLA 2018

XXIII JUEGOS DEPORTIVOS
CENTROAMERICANOS Y DEL CARIBE

MASCULINO - CALENDARIO DE ENTRENAMIENTOS

Dia / Day	Hora / Time	Competition Venue - Coliseo Humberto Perea	Hora / Time	Training Court 1 - Coliseo Humberto Perea	Training Court 2 - Coliseo Humberto Perea
30-jul-18	7:30		7:30	GUA (15:00)	TTO (15:00)
	9:00		9:00	MEX (17:00)	VEN (17:00)
	10:30		10:30	DOM (19:00)	CUB (19:00)
	12:00		12:00	COL (21:00)	PUR (21:00)
	15:00	GUA VS TTO			
	17:00	MEX VS VEN			
	19:00	DOM VS CUB			
	21:00	COL VS PUR			
31-jul-18	9:00	1ST A (OFF)	9:00	2ND A (19:00)	3RD B (19:00)
	10:30	1ST B (OFF)	10:30	2ND B (21:00)	3RD A (21:00)
			12:00	4TH B (OFF)	4TH A (OFF)
			13:30		
	19:00	2ND A VS 3RD B			
	21:00	2ND B VS 3RD A			
01-ago-18			7:30	LOSER OF M13* (OR M14) (15:00)	4TH B (15:00)
			9:00	4TH A (17:00)	LOSER OF M14* (OR M13) (17:00)
			10:30	1ST B (19:00)	WINNER OF M13* (OR M14) (19:00)
			12:00	WINNER OF M14* (OR M13) (21:00)	1ST A (21:00)
	15:00	LOSER OF M13* (OR M14) VS 4TH B			
	17:00	LOSER OF M14* (OR M13) VS 4TH A			
19:00	WINNER OF M13* (OR M14) VS 1ST B				
21:00	WINNER OF M14* (OR M13) VS 1ST A				
02-ago-18			7:30	Winner of M16 (14:00)	Winner of M15 (14:00)
			9:00	Loser of M17 (16:00)	Loser of M18 (16:00)
			10:30	Winner of M17 (18:00)	Winner of M18 (18:00)
	12:00	Loser of M15 vs Loser of M16			
	14:00	Winner of M15 vs Winner of M16			
	16:00	Loser of M17 vs Loser of M18			
18:00	Winner of M17 vs Winner of M18				



BARRANQUILLA 2018

XXIII JUEGOS DEPORTIVOS
CENTROAMERICANOS Y DEL CARIBE

MASCULINO - CALENDARIO DE CALENTAMIENTOS

Día / Day	Hora / Time	Competition Venue - Coliseo Humberto Perea	Hora / Time	Training Court 1 - Coliseo Humberto Perea	Training Court 2 - Coliseo Humberto Perea
30-jul-18	07:30		13:30	GUA (15:00)	TTO (15:00)
	09:00		15:30	MEX (17:00)	VEN (17:00)
	10:30		17:30	DOM (19:00)	CUB (19:00)
	12:00		19:30	COL (21:00)	PUR (21:00)
	15:00	GUA VS TTO			
	17:00	MEX VS VEN			
	19:00	DOM VS CUB			
	21:00	COL VS PUR			
31-jul-18	09:00		17:30	2ND A (19:00)	3RD B (19:00)
	10:30		19:30	2ND B (21:00)	3RD A (21:00)
	19:00	2ND A VS 3RD B			
	21:00	2ND B VS 3RD A			
01-ago-18			13:30	LOSER OF M13* (OR M14) (15:00)	4TH B (15:00)
			15:30	4TH A (17:00)	LOSER OF M14* (OR M13) (17:00)
			17:30	1ST B (19:00)	WINNER OF M13* (OR M14) (19:00)
			19:30	WINNER OF M14* (OR M13) (21:00)	1ST A (21:00)
	15:00	LOSER OF M13* (OR M14) VS 4TH B			
	17:00	LOSER OF M14* (OR M13) VS 4TH A			
19:00	WINNER OF M13* (OR M14) VS 1ST B				
21:00	WINNER OF M14* (OR M13) VS 1ST A				
02-ago-18			10:30	Loser of M15 (12:00)	Loser of M16 (12:00)
			12:30	Winner of M16 (14:00)	Winner of M15 (14:00)
			14:30	Loser of M17 (16:00)	Loser of M18 (16:00)
			16:30	Winner of M17 (18:00)	Winner of M18 (18:00)
	12:00	Loser of M15 vs Loser of M16			
	14:00	Winner of M15 vs Winner of M16			
	16:00	Loser of M17 vs Loser of M18			
18:00	Winner of M17 vs Winner of M18				



Juegos Centro Americanos y del Caribe 2018

P-4 Collated results & ranking

Results as of 30 July 2018



MATCHES RESULTS

Pool A

No	Date	Teams	Set	Result per set (points)					Total Points	Duration	Spectators
				1	2	3	4	5			
2	28-Jul-2018	CUB - VEN	3-0	25-21	27-25	25-21			77-67	1:27	1500
3	28-Jul-2018	DOM - MEX	0-3	24-26	20-25	13-25			57-76	1:34	1500
6	29-Jul-2018	VEN - DOM	3-2	18-25	25-17	25-23	24-26	15-11	107-102	2:22	1000
7	29-Jul-2018	CUB - MEX	3-0	25-23	25-18	25-18			75-59	1:29	2000

Pool B

No	Date	Teams	Set	Result per set (points)					Total Points	Duration	Spectators
				1	2	3	4	5			
1	28-Jul-2018	PUR - GUA	3-0	25-14	25-16	25-17			75-47	20:19	800
4	28-Jul-2018	COL - TTO	3-2	19-25	25-19	22-25	25-19	15-8	106-96	2:11	2000
5	29-Jul-2018	TTO - PUR	0-3	11-25	18-25	19-25			48-75	1:18	1500
8	29-Jul-2018	COL - GUA	3-0	25-17	25-21	26-24			76-62	1:32	2000

TEAM RANKING

Pool A

Rk	Code	Team	Matches			Pts	Results details							Sets			Points		
			W	L	T		3-0	3-1	3-2	2-3	1-3	0-3	W	L	Ratio	W	L	Ratio	
1	CUB	Cuba	2	0	2	10	2	0	0	0	0	0	6	0	MAX	152	126	1.206	
2	MEX	Mexico	1	1	2	5	1	0	0	0	0	1	3	3	1.000	135	132	1.022	
3	VEN	Venezuela	1	1	2	3	0	0	1	0	0	1	3	5	0.600	174	179	0.972	
4	DOM	Dominican Republic	0	2	2	2	0	0	0	1	0	1	2	6	0.333	159	183	0.868	

Pool B

Rk	Code	Team	Matches			Pts	Results details							Sets			Points		
			W	L	T		3-0	3-1	3-2	2-3	1-3	0-3	W	L	Ratio	W	L	Ratio	
1	PUR	Puerto Rico	2	0	2	10	2	0	0	0	0	0	6	0	MAX	150	95	1.578	
2	COL	Colombia	2	0	2	8	1	0	1	0	0	0	6	2	3.000	182	158	1.151	
3	TTO	Trinidad and Tobago	0	2	2	2	0	0	0	1	0	1	2	6	0.333	144	181	0.795	
4	GUA	Guatemala	0	2	2	0	0	0	0	0	0	2	0	6	0.000	109	151	0.721	





P-2 VOLLEYBALL • Match result



XXIII Juegos Centro Americanos y del Caribe 2018
Group B Preliminary Round

Match: 5 **Date:** 29/07/2018 **Spectators:** 1.500
City: Barranquilla
Hall: Coliseo Humberto Perea
Match duration: **Start:** 15:00 **End:** 16:18 **Total:** 1:18

Teams	Sets	1	2	3	4	5	Total
TRI	0	11	18	19			48
PUR	3	25	25	25			75
Set duration		0:20	0:27	0:25			1:12

Referees: CASTRO, Omar (COL) & BORROTO, Ricardo (CUB)

TRI • Trinidad & Tobago		1	2	3	4	5	Pts
1	Cockburn-Harris Che (MB)						
3	L Davidson Marley (L)	L					
4	Grant Newton (S)			□			
5	Bushe Akim (WS)	■	■	□			2
7	Phillip Marlon (WS)	□	□	■			1
8	Donald Kameron (S)	■	■	■			
10	Hoyte Mikheil (MB)	■	■	■			2
11	Stewart Ryan (OP)	■	■				7
12	Prescott Nicholas (OP)	□	□	■			7
14	Honore Marc (MB)	■	■	■			3
15	L Mohammed Joshua (L)	L	L	L			
17	Noreiga Nathanael (WS)						
18	Legall Brandon (WS)	■	■	■			9
20	Daniel Kwesi (MB)						
Coach: Sean Morrison (TTO)							
Assistant: Tobias Ottley (TTO)							

PUR • Puerto Rico		1	2	3	4	5	Pts
1	Morales Steven (MB)	■	■				4
2	Goas Edgardo (S)	□	■	■			
3	Guzman Pablo (WS)	□	□	■			9
4	L Del Valle Dennis (L)			L	L		
6	Perez Angel (S)	■					
8	Rivera Eddie (WS)	■	■				6
10	Cruz Ezequiel (OP)		□	■			5
11	Torres Maurice (OP)	■	■				5
12	Lopez Kevin (WS)		□	■			7
13	Sánchez Sequiel (WS)	■	■				6
15	Rodriguez Jonathan (MB)	■					
16	Burgos Ramon (MB)				■		5
17	Colon Jessie (MB)		■	■			4
24	L Cabrera Arnel (L)	L	L				
Coach: Oswald Antonetti (PUR)							
Assistant: Manuel Acevedo (PUR)							

TEAMS AND PLAYERS PERFORMANCES

Won Pts	Total Atts	No Name	Scoring Skills	Won Pts	Total Atts	No Name
27	65	Total Team		38	74	Total Team
9	21	18 Legall Brandon (WS)	Spike	7	15	12 Lopez Kevin (WS)
7	12	12 Prescott Nicholas (OP)		6	11	3 Guzman Pablo (WS)
3	29	Total Team	Block	4	33	Total Team
1	11	14 Honore Marc (MB)		2	5	16 Burgos Ramon (MB)
1	2	5 Bushe Akim (WS)		1	2	11 Torres Maurice (OP)
1	50	Total Team	Serve	9	73	Total Team
1	3	11 Stewart Ryan (OP)		4	8	8 Rivera Eddie (WS)
				3	16	3 Guzman Pablo (WS)
17		Total Team	Opp. error	24		Total Team
48	144	Total Team	Total	75	180	Total Team

9	34	18 Legall Brandon (WS)	Best Scorer	9	28	3 Guzman Pablo (WS)
---	----	------------------------	--------------------	---	----	---------------------

Excellent	Total Atts	No Name	Non scoring Skills	Excellent	Total Atts	No Name
18	59	Total Team		20	51	Total Team
6	10	18 Legall Brandon (WS)	Dig	8	10	4 Del Valle Dennis (L)
3	9	8 Donald Kameron (S)		4	5	24 Cabrera Arnel (L)
6	68	Total Team	Set	28	72	Total Team
6	58	8 Donald Kameron (S)		21	55	2 Goas Edgardo (S)
24	60	Total Team	Reception	31	45	Total Team
5	8	7 Phillip Marlon (WS)	Success - Faults	10	10	3 Guzman Pablo (WS)
8	22	15 Mohammed Joshua (L)	# Attempts	3	3	13 Sánchez Sequiel (WS)

■ Starting line-up Pts = Points scored [nn] = Captain
□ Substitute Atts = Attempts L = Libero
Opp = Opponent





P-2 VOLLEYBALL • Match result



XXIII Juegos Centro Americanos y del Caribe 2018 Group A Preliminary Round

Match: 6 **Date:** 29/07/2018 **Spectators:** 1.000
City: Barranquilla
Hall: Coliseo Humberto Perea
Match duration: **Start:** 17:00 **End:** 19:22 **Total:** 2:22

Teams	Sets	1	2	3	4	5	Total
VEN	3	18	25	25	24	15	107
DOM	2	25	17	23	26	11	102
Set duration		0:24	0:25	0:29	0:33	0:19	2:10

Referees: MACIAS, Luis (MEX) & PEREZ, Osmer (NOR)

VEN • Venezuela		1	2	3	4	5	Pts
1	L Briceno Regulo (L)						
2	Barreto Jhonlenn (WS)	□	■	■	■	■	11
4	L Mata Héctor (L)	L	L	L	L	L	
5	Rodríguez Emerson (OP)	■	■	■	■	■	13
7	Valencia Edson (MB)	■	■	■	■	■	18
8	Gomez Jesus (OP)		□			□	1
9	Carrasco Jose (S)	■	■	■	■	■	2
11	Verdi José (MB)	■	■	■	■	■	14
15	Arias Luis (OP)	□	□	□	□		3
16	Viloria Paul (MB)						
17	Fayola Ronald (WS)	■	■	■	■	■	9
18	Quijada Jonathan (MB)						
19	Rivas Willner (WS)	■					4
22	Velazquet Armando (S)	□	□	□	□		

Coach: RONAL SARTI (VEN)
Assistant: ANDRES MANZANILLO (VEN)

DOM • Dominican Republic		1	2	3	4	5	Pts
1	Tapia Henry (OP)	□	□	□	□	□	5
3	Contrera Elvis (WS)	■	■	■	■	■	23
4	Hernandez Wilfrido (WS)	■	■	■	■	■	14
5	L Miesez Enger (L)	L	L	L	L	L	
6	Garcia Pedro (OP)	■	■	■	■	■	4
7	Frias Mario (MB)	■	■	■	■	■	13
8	Lopez Henry (WS)						
9	L Tolentino Braymer (L)			L	L	L	
10	Abreu Francisco (S)	■	■	■	■	■	4
11	Caceres Jose (OP)	■	■	■	■	■	9
12	Arredondo Francisco (S)	□					
14	Romero Felix (MB)				■	■	4
15	Paulino Richi (MB)				□		2
19	Cruz Hector (WS)						

Coach: Jose Gutierrez (VEN)
Assistant: Amaury Martinez (DOM)

TEAMS AND PLAYERS PERFORMANCES

Won Pts	Total Atts	No Name	Scoring Skills	Won Pts	Total Atts	No Name
60	107	Total Team		62	128	Total Team
13	21	5 Rodriguez Emerson (OP)	Spike	20	37	3 Contrera Elvis (WS)
11	18	7 Valencia Edson (MB)		12	28	4 Hernandez Wilfrido (WS)
12	61	Total Team	Block	9	50	Total Team
6	15	7 Valencia Edson (MB)		3	5	14 Romero Felix (MB)
3	13	11 Verdi José (MB)	Serve	2	6	10 Abreu Francisco (S)
3	106	Total Team		7	103	Total Team
1	18	9 Carrasco Jose (S)	Opp. error	2	20	4 Hernandez Wilfrido (WS)
1	13	2 Barreto Jhonlenn (WS)	Total	2	22	3 Contrera Elvis (WS)
32		Total Team		24		Total Team
107	274	Total Team		102	281	Total Team

18	48	7 Valencia Edson (MB)	Best Scorer	23	67	3 Contrera Elvis (WS)
----	----	-----------------------	--------------------	----	----	-----------------------

Excellent	Total Atts	No Name	Non scoring Skills	Excellent	Total Atts	No Name
20	90	Total Team		15	75	Total Team
6	25	4 Mata Héctor (L)	Dig	4	12	3 Contrera Elvis (WS)
5	15	17 Fayola Ronald (WS)		4	15	5 Miesez Enger (L)
51	100	Total Team	Set	33	121	Total Team
45	75	9 Carrasco Jose (S)		33	107	10 Abreu Francisco (S)
43	82	Total Team	Reception	52	91	Total Team
2	2	7 Valencia Edson (MB)	Success - Faults	15	25	5 Miesez Enger (L)
16	18	4 Mata Héctor (L)	# Attempts	21	34	3 Contrera Elvis (WS)

■ Starting line-up Pts = Points scored [nn] = Captain
□ Substitute Atts = Attempts L = Libero
Opp = Opponent





P-2 VOLLEYBALL • Match result



XXIII Juegos Centro Americanos y del Caribe 2018
Group A Preliminary Round

Match: 7 **Date:** 29/07/2018 **Spectators:** 2.000
City: Barranquilla
Hall: Coliseo Humberto Perea
Match duration: **Start:** 19:47 **End:** 21:16 **Total:** 1:29

Teams	Sets	1	2	3	4	5	Total
CUB	3	25	25	25			75
MEX	0	23	18	18			59
Set duration		0:27	0:26	0:24			1:17

Referees: ORTIZ, Héctor (PUR) & CESPEDES, Denis (DOM)

CUB • Cuba		1	2	3	4	5	Pts
1	Masso José (MB)	<input type="checkbox"/>	<input type="checkbox"/>	<input type="checkbox"/>			
2	Mergarejo Osniel (WS)	<input checked="" type="checkbox"/>	<input checked="" type="checkbox"/>	<input checked="" type="checkbox"/>			10
3	Yant Marlon (WS)			<input type="checkbox"/>			
4	Jimenez Javier (WS)						
5	Concepcion Javier (MB)	<input checked="" type="checkbox"/>	<input checked="" type="checkbox"/>	<input checked="" type="checkbox"/>			7
7	L Garcia Yonder (L)	L	L	L			
9	Osoria Livan (MB)	<input checked="" type="checkbox"/>	<input checked="" type="checkbox"/>	<input checked="" type="checkbox"/>			4
10	Gutierrez Miguel (OP)	<input checked="" type="checkbox"/>	<input checked="" type="checkbox"/>	<input checked="" type="checkbox"/>			16
11	Taboada Livan (S)				<input checked="" type="checkbox"/>		
13	Romero Jose (OP)						
14	Goide Adrian (S)	<input checked="" type="checkbox"/>	<input checked="" type="checkbox"/>				1
17	Alonso Roamy (MB)	<input type="checkbox"/>					
18	Lopez Miguel (WS)	<input checked="" type="checkbox"/>	<input checked="" type="checkbox"/>	<input checked="" type="checkbox"/>			15
19	L Salazar Lionnis (L)						
Coach: NICOLAS ERNESTO VIVE (CUB)							
Assistant: YOSVANY MUNOZ (CUB)							

MEX • Mexico		1	2	3	4	5	Pts
1	Vargas Daniel (OP)	<input checked="" type="checkbox"/>	<input checked="" type="checkbox"/>	<input checked="" type="checkbox"/>			8
3	Garay Ridl (OP)		<input type="checkbox"/>	<input type="checkbox"/>			
4	Ruiz De La Cruz Gonzalo (WS)	<input checked="" type="checkbox"/>	<input checked="" type="checkbox"/>	<input checked="" type="checkbox"/>			13
5	L Rangel Jesus (L)						
6	Perales Jesus (S)				<input checked="" type="checkbox"/>		
8	Cruz Gabriel (MB)	<input type="checkbox"/>					
10	Rangel Pedro (S)	<input checked="" type="checkbox"/>	<input checked="" type="checkbox"/>				3
11	Barajas Jorge (WS)	<input checked="" type="checkbox"/>	<input checked="" type="checkbox"/>	<input checked="" type="checkbox"/>			7
12	Martinez Jose (MB)	<input checked="" type="checkbox"/>	<input checked="" type="checkbox"/>	<input checked="" type="checkbox"/>			2
14	Martínez Jonathan (MB)	<input checked="" type="checkbox"/>	<input checked="" type="checkbox"/>	<input checked="" type="checkbox"/>			5
15	L Martínez Alan (L)	L	L	L			
17	Orellana Nestor (OP)		<input type="checkbox"/>	<input type="checkbox"/>			
20	Duarte Julian (WS)	<input type="checkbox"/>	<input type="checkbox"/>	<input type="checkbox"/>			2
23	Moreno Alejandro (WS)	<input type="checkbox"/>					
Coach: Jorge Miguel Azair L (MEX)							
Assistant: Adrian Delgado (USA)							

TEAMS AND PLAYERS PERFORMANCES

Won Pts	Total Atts	No Name	Scoring Skills	Won Pts	Total Atts	No Name
44	66	Total Team		33	69	Total Team
14	20	18 Lopez Miguel (WS)	Spike	10	16	4 Ruiz De La Cruz Gonzalo
13	23	10 Gutierrez Miguel (OP)		8	18	1 Vargas Daniel (OP)
3	35	Total Team	Block	7	38	Total Team
2	8	5 Concepcion Javier (MB)		3	5	4 Ruiz De La Cruz Gonzalo
1	8	9 Osoria Livan (MB)	Serve	2	9	10 Rangel Pedro (S)
6	73	Total Team		0	60	Total Team
3	16	10 Gutierrez Miguel (OP)	Opp. error	19		Total Team
1	12	9 Osoria Livan (MB)	Total	59	167	Total Team
22		Total Team				
75	174	Total Team	Best Scorer	13	31	4 Ruiz De La Cruz Gonzalo
16	43	10 Gutierrez Miguel (OP)				
Excellent	Total Atts	No Name	Non scoring Skills	Excellent	Total Atts	No Name
18	36	Total Team		10	32	Total Team
7	11	7 Garcia Yonder (L)	Dig	4	9	1 Vargas Daniel (OP)
3	5	2 Mergarejo Osniel (WS)		2	5	15 Martinez Alan (L)
28	66	Total Team	Set	31	65	Total Team
23	38	14 Goide Adrian (S)		23	38	10 Rangel Pedro (S)
28	48	Total Team	Reception	31	62	Total Team
15	20	7 Garcia Yonder (L)	<u>Success - Faults</u>	20	35	11 Barajas Jorge (WS)
5	11	2 Mergarejo Osniel (WS)	<u># Attempts</u>	6	13	15 Martinez Alan (L)

■ Starting line-up Pts = Points scored [nn] = Captain
 Substitute Atts = Attempts L = Libero
 Opp = Opponent





P-2 VOLLEYBALL • Match result



XXIII Juegos Centro Americanos y del Caribe 2018
Group B Preliminary Round

Match: 8 **Date:** 29/07/2018 **Spectators:** 2.000
City: Barranquilla
Hall: Coliseo Humberto Perea
Match duration: **Start:** 21:45 **End:** 23:17 **Total:** 1:32

Teams	Sets	1	2	3	4	5	Total
COL	3	25	25	26			76
GUA	0	17	21	24			62
Set duration		0:27	0:29	0:30			1:26

Referees: ROA. Pedro (VEN) & SAMUELS, Winston (TTO)

COL • Colombia		1	2	3	4	5	Pts
1	Jimenez Ronald (WS)						
2	L Garcia Jose (L)	L	L	L			
3	Adonis Herrera (WS)	■	■	■			12
4	Vinasco Julian (S)		□	□			
5	Mendoza Renzo (MB)	■	■	■			9
6	Machaon Humberto (WS)	■					3
7	Agamez Liberman (OP)	■	■	□			9
8	Mejia Leandro (MB)		■	■			8
10	Larrahondo Gustavo (OP)				■		2
13	Ambuila Juan (S)	■	■	■			3
14	Carabali Kevin (MB)	■					3
15	L Ruiz Victor (L)	L	L	L			
17	Alomia Carlos (WS)		■				3
18	Renteria David (WS)		□	■			6

Coach: ELISEO RAMOS RIVAS (COL)
Assistant: ARNALDO LORENZO SEVI (COL)

GUA • Guatemala		1	2	3	4	5	Pts
1	Nery Jeyson (WS)	■	□				4
2	Lopez Carlos (WS)	■	■	■			6
3	Chacon Wagner (WS)	■	■	■			11
4	Menendez Axel (WS)		□				
6	Pineda Edras (MB)		□	□			1
7	Ruano Adan (S)	■	■	■			2
8	L Santa Cruz Luis (L)	L	L	L			
9	Maldonado Edgar (OP)		■	■			7
10	Ralon Diego (S)		□				
11	Mendoza Ricardo (MB)				□		
12	L Pineda Tirso (L)						
13	Colindres Erick (MB)						
14	Chinchilla Brandon (MB)	■	■	■			5
15	Aragon Leonel (MB)	■	■	■			7

Coach: Reider Lucas Mora (CUB)
Assistant: Luis Fernando CastaÑ (GUA)

TEAMS AND PLAYERS PERFORMANCES

Won Pts	Total Atts	No Name	Scoring Skills	Won Pts	Total Atts	No Name
42	78	Total Team		29	78	Total Team
8	15	3 Adonis Herrera (WS)	Spike	7	23	3 Chacon Wagner (WS)
7	11	5 Mendoza Renzo (MB)		5	14	2 Lopez Carlos (WS)
11	45	Total Team	Block	8	39	Total Team
3	10	3 Adonis Herrera (WS)		2	6	9 Maldonado Edgar (OP)
3	7	8 Mejia Leandro (MB)		2	12	15 Aragon Leonel (MB)
5	75	Total Team	Serve	6	63	Total Team
2	11	13 Ambuila Juan (S)		3	14	3 Chacon Wagner (WS)
1	15	5 Mendoza Renzo (MB)		2	16	7 Ruano Adan (S)
18		Total Team	Opp. error	19		Total Team
76	198	Total Team	Total	62	180	Total Team

12	38	3 Adonis Herrera (WS)	Best Scorer	11	42	3 Chacon Wagner (WS)
----	----	-----------------------	--------------------	----	----	----------------------

Excellent	Total Atts	No Name	Non scoring Skills	Excellent	Total Atts	No Name
8	46	Total Team		7	51	Total Team
3	7	15 Ruiz Victor (L)	Dig	4	15	8 Santa Cruz Luis (L)
2	4	2 Garcia Jose (L)		1	9	3 Chacon Wagner (WS)
24	77	Total Team	Set	25	79	Total Team
24	57	13 Ambuila Juan (S)		24	66	7 Ruano Adan (S)
29	56	Total Team	Reception	31	64	Total Team
16	22	3 Adonis Herrera (WS)	Success - Faults	9	14	8 Santa Cruz Luis (L)
			# Attempts	9	15	2 Lopez Carlos (WS)

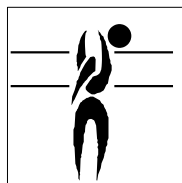
■ Starting line-up Pts = Points scored [nn] = Captain
□ Substitute Atts = Attempts L = Libero
Opp = Opponent





P-5 VOLLEYBALL • Players ranking by skills

XXIII Juegos Centro Americanos y del Caribe 2018



Best Scorers

Rk	No	Name	Team	Spike	Block	Serve	Total
1	3	Contrera Elvis (WS)	DOM	29	2	2	33
2	7	Agamez Liberman (OP)	COL	25	5	1	31
3	7	Valencia Edson (MB)	VEN	19	7	2	28
4	2	Mergarejo Osniel (WS)	CUB	25	1	1	27
4	18	Lopez Miguel (WS)	CUB	24	2	1	27
4	10	Gutierrez Miguel (OP)	CUB	21	0	6	27
4	18	Legall Brandon (WS)	TRI	27	0	0	27
8	4	Ruiz De La Cruz Gonzalo (WS)	MEX	19	4	1	24
9	5	Rodriguez Emerson (OP)	VEN	22	0	1	23
10	11	Caceres Jose (OP)	DOM	17	3	2	22
11	3	Chacon Wagner (WS)	GUA	16	2	3	21
11	4	Hernandez Wilfrido (WS)	DOM	18	0	3	21
11	11	Stewart Ryan (OP)	TRI	16	2	3	21
14	3	Guzman Pablo (WS)	PUR	16	0	3	19
14	11	Verdi José (MB)	VEN	15	4	0	19
14	5	Mendoza Renzo (MB)	COL	14	4	1	19
17	1	Vargas Daniel (OP)	MEX	15	1	1	17
17	7	Frias Mario (MB)	DOM	12	3	2	17
19	11	Barajas Jorge (WS)	MEX	15	0	1	16
19	10	Hoyte Mikheil (MB)	TRI	12	4	0	16
21	11	Torres Maurice (OP)	PUR	13	1	1	15
21	5	Concepcion Javier (MB)	CUB	11	4	0	15
21	6	Machacon Humberto (WS)	COL	13	2	0	15
21	17	Fayola Ronald (WS)	VEN	12	3	0	15
21	3	Adonis Herrera (WS)	COL	10	4	1	15
26	14	Martínez Jonathan (MB)	MEX	8	6	0	14
26	8	Mejia Leandro (MB)	COL	10	4	0	14
28	13	Sánchez Sequiel (WS)	PUR	11	1	1	13
29	2	Lopez Carlos (WS)	GUA	11	1	0	12
29	2	Barreto Jhonlenn (WS)	VEN	10	0	2	12
31	9	Osoria Livan (MB)	CUB	8	2	1	11
31	8	Rivera Eddie (WS)	PUR	4	1	6	11
33	9	Maldonado Edgar (OP)	GUA	8	2	0	10
33	17	Colon Jessie (MB)	PUR	6	4	0	10
33	10	Rangel Pedro (S)	MEX	4	4	2	10
33	5	Bushe Akim (WS)	TRI	7	3	0	10
37	12	Lopez Kevin (WS)	PUR	9	0	0	9
37	1	Nery Jeyson (WS)	GUA	7	2	0	9
37	15	Aragon Leonel (MB)	GUA	6	2	1	9
37	19	Rivas Willner (WS)	VEN	9	0	0	9
37	14	Honore Marc (MB)	TRI	7	2	0	9
42	12	Martinez Jose (MB)	MEX	8	0	0	8
42	16	Burgos Ramon (MB)	PUR	5	3	0	8
42	15	Arias Luis (OP)	VEN	6	1	1	8
45	10	Cruz Ezequiel (OP)	PUR	7	0	0	7
45	14	Chinchilla Brandon (MB)	GUA	6	1	0	7
45	15	Rodriguez Jonathan (MB)	PUR	5	1	1	7
45	12	Prescott Nicholas (OP)	TRI	7	0	0	7
45	1	Tapia Henry (OP)	DOM	6	0	1	7
45	13	Ambuila Juan (S)	COL	0	3	4	7
Total tournament				654	115	65	834





P-5 VOLLEYBALL • Players ranking by skills

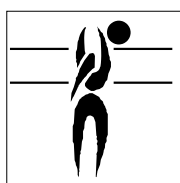
XXIII Juegos Centro Americanos y del Caribe 2018



Best Spikers

Limit: 15.00%

Rk	No	Name	Team	Spikes	Faults	Shots	Total Attempts	Succ. %
1	2	Mergarejo Osniel (WS)	CUB	25	4	5	34	73.53
2	3	Guzman Pablo (WS)	PUR	16	3	5	24	66.67
3	4	Ruiz De La Cruz Gonzalo (WS)	MEX	19	4	7	30	63.33
4	7	Valencia Edson (MB)	VEN	19	3	10	32	59.38
5	11	Torres Maurice (OP)	PUR	13	3	6	22	59.09
6	18	Lopez Miguel (WS)	CUB	24	6	12	42	57.14
7	18	Legall Brandon (WS)	TRI	27	12	11	50	54.00
8	7	Agamez Liberman (OP)	COL	25	6	16	47	53.19
9	3	Contrera Elvis (WS)	DOM	29	11	17	57	50.88
10	11	Stewart Ryan (OP)	TRI	16	9	7	32	50.00
Total Tournament				654	229	451	1.334	49.03



Best Blockers

Rk	No	Name	Team	Kill Blocks	Faults	Rebounds	Total Attempts	Avg. by set
1	14	Martínez Jonathan (MB)	MEX	6	13	5	24	1.00
2	7	Valencia Edson (MB)	VEN	7	10	10	27	0.88
3	4	Ruiz De La Cruz Gonzalo (WS)	MEX	4	-	2	6	0.67
4	10	Rangel Pedro (S)	MEX	4	5	7	16	0.67
5	5	Concepcion Javier (MB)	CUB	4	10	4	18	0.67
6	17	Colon Jessie (MB)	PUR	4	7	1	12	0.67
7	7	Agamez Liberman (OP)	COL	5	7	1	13	0.63
8	10	Hoyte Mikheil (MB)	TRI	4	3	7	14	0.50
9	3	Adonis Herrera (WS)	COL	4	4	5	13	0.50
10	16	Burgos Ramon (MB)	PUR	3	2	1	6	0.50
Total Tournament				115	305	237	657	4.11



Best Servers


Rk	No	Name	Team	Aces	Faults	Serve Hits	Total Attempts	Avg. by set
1	8	Rivera Eddie (WS)	PUR	6	-	11	17	1.00
2	10	Gutierrez Miguel (OP)	CUB	6	5	18	29	1.00
3	6	Perez Angel (S)	PUR	3	3	20	26	0.50
4	3	Chacon Wagner (WS)	GUA	3	2	12	17	0.50
5	3	Guzman Pablo (WS)	PUR	3	3	15	21	0.50
6	13	Ambuila Juan (S)	COL	4	10	11	25	0.50
7	4	Hernandez Wilfrido (WS)	DOM	3	6	24	33	0.38
8	11	Stewart Ryan (OP)	TRI	3	5	12	20	0.38
9	7	Ruano Adan (S)	GUA	2	-	25	27	0.33
10	10	Rangel Pedro (S)	MEX	2	4	18	24	0.33
Total Tournament				65	200	939	1.204	2.32





P-5 VOLLEYBALL • Players ranking by skills

XXIII Juegos Centro Americanos y del Caribe 2018




Best Diggers

Rk	No	Name	Team	Digs	Faults	Receptions	Total Attempts	Avg. by set
1	4	Del Valle Dennis (L)	PUR	13	2	4	19	2.17
2	7	Garcia Yonder (L)	CUB	12	4	5	21	2.00
3	18	Legall Brandon (WS)	TRI	15	6	3	24	1.88
4	5	Miseses Enger (L)	DOM	14	12	5	31	1.75
5	8	Santa Cruz Luis (L)	GUA	9	13	6	28	1.50
6	17	Fayola Ronald (WS)	VEN	11	10	10	31	1.38
7	24	Cabrera Arnel (L)	PUR	8	-	4	12	1.33
8	2	Mergarejo Osniel (WS)	CUB	8	4	3	15	1.33
9	10	Rangel Pedro (S)	MEX	8	4	1	13	1.33
10	18	Lopez Miguel (WS)	CUB	7	8	7	22	1.17
Total Tournament				289	305	332	926	10.32



Best Setters

Rk	No	Name	Team	Running Sets	Faults	Still Sets	Total Attempts	Avg. by set
1	9	Carrasco Jose (S)	VEN	69	2	50	121	8.63
2	14	Goide Adrian (S)	CUB	51	1	58	110	8.50
3	10	Rangel Pedro (S)	MEX	49	-	47	96	8.17
4	13	Ambuila Juan (S)	COL	63	1	64	128	7.88
5	6	Perez Angel (S)	PUR	40	1	34	75	6.67
6	7	Ruano Adan (S)	GUA	35	5	76	116	5.83
7	10	Abreu Francisco (S)	DOM	46	1	103	150	5.75
8	2	Goas Edgardo (S)	PUR	21	-	34	55	3.50
9	8	Donald Kameron (S)	TRI	21	4	120	145	2.63
10	22	Velazquet Armando (S)	VEN	17	-	15	32	2.13
Total Tournament				444	23	839	1.306	15.86



Best Receivers

Limit: 20.00%



Rk	No	Name	Team	Excellents	Faults	Serve Receptions	Total Attempts	Eff. %
1	2	Garcia Jose (L)	COL	25	-	9	34	73.53
2	3	Guzman Pablo (WS)	PUR	18	-	7	25	72.00
3	7	Garcia Yonder (L)	CUB	22	-	9	31	70.97
4	3	Adonis Herrera (WS)	COL	28	4	6	38	63.16
5	6	Machacon Humberto (WS)	COL	20	1	13	34	55.88
6	3	Contrera Elvis (WS)	DOM	34	4	16	54	55.56
7	8	Santa Cruz Luis (L)	GUA	20	3	13	36	47.22
8	5	Miseses Enger (L)	DOM	25	3	19	47	46.81
9	18	Legall Brandon (WS)	TRI	25	5	14	44	45.45
10	17	Fayola Ronald (WS)	VEN	28	1	32	61	44.26
Total Tournament				519	76	406	1.001	44.26





P-5 VOLLEYBALL • Players ranking by skills

XXIII Juegos Centro Americanos y del Caribe 2018



Best Liberos

Rk	No	Name	Team	Excellents	Faults	In play	Total attempts	Avg. by set
1	7	Garcia Yonder (L)	CUB	34	4	14	52	5.67
2	5	Mieses Enger (L)	DOM	39	15	24	78	4.88
3	8	Santa Cruz Luis (L)	GUA	29	16	19	64	4.83
4	4	Mata Héctor (L)	VEN	31	16	18	65	3.88
5	2	Garcia Jose (L)	COL	30	2	13	45	3.75
6	24	Cabrera Arnel (L)	PUR	21		5	26	3.50
7	4	Del Valle Dennis (L)	PUR	19	2	7	28	3.17
8	15	Mohammed Joshua (L)	TRI	24	17	31	72	3.00
9	15	Martinez Alan (L)	MEX	11	4	6	21	1.83
10	5	Rangel Jesus (L)	MEX	11	4	4	19	1.83
11	15	Ruiz Víctor (L)	COL	8	6	3	17	1.00
12	3	Davidson Marley (L)	TRI	1		1	2	0.13
13	9	Tolentino Braymer (L)	DOM	1	2	3	6	0.13
14	1	Briceno Regulo (L)	VEN	1	2		3	0.13
15	12	Pineda Tirso (L)	GUA					
16	19	Salazar Lionnis (L)	CUB					





P-6 VOLLEYBALL • Teams ranking by skills

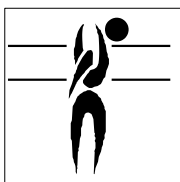
XXIII Juegos Centro Americanos y del Caribe 2018



Best Spikers

Limit: 15.00%

Rk	Team	Spikes	Faults	Shots	Total Attempts	Succ. %
1	CUB Cuba	92	29	37	158	58.23
2	PUR Puerto Rico	80	12	54	146	54.79
3	COL Colombia	90	29	53	172	52.33
4	VEN Venezuela	94	28	67	189	49.74
5	MEX Mexico	73	21	53	147	49.66
6	TRI Trinidad & Tobago	78	42	44	164	47.56
7	DOM Dominican Republic	92	34	76	202	45.54
8	GUA Guatemala	55	34	67	156	35.26
Total Tournament		654	229	451	1.334	49.03



Best Blockers

Rk	Team	Kill Blocks	Faults	Rebounds	Total Attempts	Avg. by set
1	COL Colombia	25	47	25	97	3.13
2	MEX Mexico	15	34	29	78	2.50
3	PUR Puerto Rico	13	38	23	74	2.17
4	VEN Venezuela	16	40	45	101	2.00
5	GUA Guatemala	11	34	26	71	1.83
5	CUB Cuba	11	41	29	81	1.83
7	DOM Dominican Republic	13	43	25	81	1.63
8	TRI Trinidad & Tobago	11	28	35	74	1.38
Total Tournament		115	305	237	657	4.11



Best Servers


Rk	Team	Aces	Faults	Serve Hits	Total Attempts	Avg. by set
1	PUR Puerto Rico	16	24	106	146	2.67
2	CUB Cuba	10	20	119	149	1.67
3	DOM Dominican Republic	10	32	120	162	1.25
4	GUA Guatemala	6	12	94	112	1.00
4	COL Colombia	8	37	136	181	1.00
6	VEN Venezuela	7	24	143	174	0.88
7	MEX Mexico	5	23	106	134	0.83
8	TRI Trinidad & Tobago	3	28	115	146	0.38
Total Tournament		65	200	939	1.204	2.32






P-6 VOLLEYBALL • Teams ranking by skills

XXIII Juegos Centro Americanos y del Caribe 2018



Best Diggers

Rk	Team	Digs	Faults	Receptions	Total Attempts	Avg. by set
1	CUB Cuba	41	29	27	97	6.83
2	PUR Puerto Rico	40	17	42	99	6.67
3	MEX Mexico	39	33	11	83	6.50
4	TRI Trinidad & Tobago	42	52	38	132	5.25
5	VEN Venezuela	38	54	67	159	4.75
6	DOM Dominican Republic	36	52	51	139	4.50
7	COL Colombia	31	28	48	107	3.88
8	GUA Guatemala	22	40	48	110	3.67
Total Tournament		289	305	332	926	10.32



Best Setters

Rk	Team	Running Sets	Faults	Still Sets	Total Attempts	Avg. by set
1	VEN Venezuela	86	3	91	180	10.75
2	PUR Puerto Rico	62	1	82	145	10.33
3	MEX Mexico	60	-	78	138	10.00
4	CUB Cuba	56	2	91	149	9.33
5	COL Colombia	68	3	101	172	8.50
6	GUA Guatemala	40	5	112	157	6.67
7	DOM Dominican Republic	51	3	143	197	6.38
8	TRI Trinidad & Tobago	21	6	141	168	2.63
Total Tournament		444	23	839	1.306	15.86



Best Receivers

Limit: 20.00%

Rk	Team	Excellents	Faults	Serve Receptions	Total Attempts	Eff. %
1	PUR Puerto Rico	56	1	31	88	62.50
2	COL Colombia	77	7	45	129	54.26
3	CUB Cuba	57	4	46	107	49.53
4	DOM Dominican Republic	82	11	61	154	46.10
5	VEN Venezuela	78	11	60	149	44.97
6	MEX Mexico	56	12	41	109	40.37
7	TRI Trinidad & Tobago	63	15	62	140	34.29
8	GUA Guatemala	50	15	60	125	28.00
Total Tournament		519	76	406	1.001	44.26





Tough duels on day two at the Barranquilla CACG

BARRANQUILLA, Colombia, July 29, 2018.- Tough duels on day two at the men's volleyball tournament at the 2018 Barranquilla XXIII Central American and Caribbean Games at Humberto Perea Coliseum.

In pool A, Venezuela defeated Dominican Republic in five exciting sets 3-2 (18-25, 25-17, 25-23, 24-26, 15-11), while Cuba dominated Mexico in three heated sets 3-0 (25-23, 25-18, 25-18). In pool B, host Colombia with strong effort stopped a combative Guatemala (25-17, 25-21, 26-24).

Pool-play resumes on day three of competition, where top winners advance into the semifinals.

Puerto Rico 3, Trinidad and Tobago 0

Puerto Rico came out on top Trinidad and Tobago 3-0 (25-11, 25-18, 25-19) in pool B. With a spectacular defense, Trinidad and Tobago edged Puerto Rico to work harder for their second victory in pool-play. Trinidad and Tobago led the third set up to point 16, when Puerto Rico's strong serves finally subdued their great effort. Puerto Rico led 38-27 in kills, 4-3 in blocks and 9-1 in aces. Puerto Rico benefited from 24 opponent errors, allowing 17 points on their own. Wing spiker Pablo Guzman topped Puerto Rico's scorers with 9 points, on 6 kills and 3 of them in aces; Kevin Lopez chipped in with 7 points on kills. Eddie Rivera and Sequiel Sanchez scored 5 points apiece. Brandon Legall led Trinidad and Tobago with 9 points on kills.

Venezuela 3, Dominican Republic 2

Venezuela defeated Dominican Republic in five thrilling sets 3-2 (18-25, 25-17, 25-23, 24-26, 15-11) in group A. This was Venezuela's first victory, evening their record to 1-1, while defending champion Dominican Republic drops to 0-2 record. Venezuela pocketed the intense tie-break that Dominicans forced to play after winning a dramatic fourth set. Venezuela finished with a comfortable 12-9 margin in blocking, stopping Dominican Republic's 62-60 advantage in attacks, as well as a 7-3 margin in service points. Venezuela committed 24 errors and Dominican Republic 32. Venezuela balanced their points with middle blocker Edson Valencia scoring 18 points, including 11 kills and 6 blocks (the most so far); middle blocker Jose Verdi contributed with 14, opposite Emerson Rodriguez scored 13 and Jhonlenn Barreto 11 points. From Dominican Republic, wing spiker Elvis Contreras scored a match-high of 23 points, including 20 kills and 2 serves, followed by wing spiker Wilfrido Hernandez and middle blocker Mario Frias with 14 and 13 points respectively.

Cuba 3, Mexico 0

Cuba dominated Mexico 3-0 (25-23, 25-18, 25-18) in a tough pool A match. Cuba and Mexico engaged an emotional duel, with force at the net and stunning blocks, adding to the high energy in their performers. Cuba dismantled Mexico with 21-17 advantage in the first set with their towering blocks. During the exchange of court to start set three, Pedro Rangel of Mexico and Adrian Goide of Cuba were expelled for improperly conduct. Cubans defeated Mexico with 44-33

superiority in spikes and 6-0 aces. Mexico was better in blocking with 7-3 advantage. Cuba scored 22 points on Mexico's errors, committing 19 unforced error of their own. Opposite player Miguel Gutierrez of Cuba, led all scorers with 16 points, on 13 kills and 3 aces; wing spikers Miguel López and Osniel Mergarejo finished with 15 and 10 points accordingly. Wing spiker Gonzalo Ruiz led Mexico with 13 points, the only one from his team with double-figures.

Colombia 3, Guatemala 0

Colombia claimed their second victory in pool B after defeating Guatemala 3-0 (25-17, 25-21, 26-24). Colombia finished day two of competition with strong effort in set three recovering from a 15-20 deficit as Guatemala controlled the actions. The Central American team surprised the host, dominating serves and capitalizing on their offense at the net. Colombia will conclude pool-play against Puerto Rico, match that will decide top place in pool B that advances directly into the tournament's semifinals. The hosts were superior to Guatemala with enormous 42-29 margin in attacks and 11-8 in blocks. In serves, Guatemala led only by one point (6-5). In errors there was a slim difference, Colombia with 19 and Guatemala with 18. With 12 points, wing spiker Adonis Herrera led Colombia's victory, joined by middle blocker Renzo Mendoza and opposite Liberman Agamez with 9 tallies each. Guatemala's wing spiker Wagner Pacheco topped with 11 points, followed by Edgar Maldonado and middle blocker Leonel Aragon with 7 points apiece.

Duelos reñidos en segundo día de los JCAC en Barranquilla

BARRANQUILLA, Colombia, 29 de julio de 2018.- Duelos reñidos en el segundo día del torneo de voleibol masculino de los XXII Juegos Centroamericanos y del Caribe de Barranquilla en el Coliseo Humberto Perea.

En el grupo A, Venezuela derrotó a República Dominicana en cinco emocionantes sets 3-2 (18-25, 25-17, 25-23, 24-26, 15-11), mientras que Cuba dominó a México en tres acalorados sets 3-0 (25-23, 25-18, 25-18). En el grupo B, el anfitrión Colombia tuvo que esforzarse para detener el combativo equipo de Guatemala 3-0 (25-17, 25-21, 26-24).

La ronda de grupos concluye en la tercera jornada de competencia, en donde los primeros lugares avanzan directo a las semifinales.

Puerto Rico 3, Trinidad y Tobago 0

Puerto Rico venció a Trinidad y Tobago 3-0 (25-11, 25-18, 25-19) en el grupo B. Con una espectacular defensa, Trinidad y Tobago obligó a Puerto Rico a esforzarse más en su segundo triunfo de la ronda de grupos. Trinidad y Tobago estuvo arriba hasta el punto 16 en el tercer set, pero los servicios de Puerto Rico finalmente dominaron su gran esfuerzo. Puerto Rico encabezó la categoría de ataques 38-27, la de bloqueo 4-3 y en servicios 9-1. Puerto Rico se benefició de 24 errores rivales y permitió 17 puntos por sus propios errores. El atacante Pablo Guzmán lideró a los anotadores de Puerto Rico con 9 puntos, 6 de ataque y 3 por servicio; Kevin López aportó 7 puntos de ataque, Eddie Rivera y Sequiel Sánchez anotaron 5 puntos cada uno. Brandon Legall lideró a Trinidad y Tobago con 9 puntos de ataque.

Venezuela 3, República Dominicana 2

Venezuela derrotó a República Dominicana en cinco emocionantes sets 3-2 (18-25, 25-17, 25-23, 24-26, 15-11) en el grupo A. Este fue el primer triunfo de Venezuela que iguala su récord a 1-1, en tanto que el campeón defensor República Dominicana bota su récord a 0-2. Fue un intenso duelo que Venezuela logró superar en un emocionante cierre que los dominicanos forzaron a jugar luego de llevarse un cardíaco cuarto set. El bloqueo Venezolano terminó con un margen cómodo de 12-9 que detuvo la ventaja de 62-60 de República Dominicana en ataques, así como la categoría del servicio 7-3. Venezuela cometió 24 errores y República Dominicana 32. Venezuela repartió sus puntos entre el central Edson Valencia con 18 puntos, incluyendo 11 ataques y 6 bloqueos (el máximo hasta el momento); el central José Verdi aportó 14, el opuesto Emerson Rodríguez anotó 13 y Jhonlenn Barreto 11 puntos. Por República Dominicana, el atacante Elvis Contreras fue el máximo anotador del juego con 23, incluyendo 20 ataques y 2 servicios, seguido por el atacante Wilfrido Hernández y el central Mario Frías con 14 y 13 puntos respectivamente.

Cuba 3, México 0

Cuba dominó a México 3-0 (25-23, 25-18, 25-18) en un duelo aguerrido del grupo A. Cuba y México entablaron se enfrentaron en un duelo emotivo, con fuerza en la red y bloqueos intensos, además de una intensa energía de sus jugadores. México lideraba el primer set 21-17 cuando Cuba desestabilizó con el bloqueo. En el cambio de cancha para disputar el tercer set, Pedro Rangel de México y Adrian Goide de Cuba fueron retirados del juego por conducta indebida. El equipo cubano derrotó a México con superioridad en el ataque 44-33 y en puntos de servicio 6-0. México fue mejor en bloqueo por ventaja de 7-3. Cuba anotó 22 puntos a través de errores de México, cometiendo 19 faltas propias. El opuesto Miguel Gutiérrez de Cuba, anotó 16 puntos como máximo anotador del juego, con 13 ataques y 3 puntos de saque; los atacantes de esquina Miguel López y Osniel Mergarejo cerraron con 15 y 10 puntos respectivamente. El atacante Gonzalo Ruiz lideró a México con 13 puntos, el único con dígitos dobles.

Colombia 3, Guatemala 0

Colombia conquistó su segunda victoria en el grupo B luego de vencer a Guatemala 3-0 (25-17, 25-21, 26-24). Colombia cerró el segundo día de competencia con un triunfo esforzándose en el tercer set con déficit 15-20 cuando Guatemala comandaba las acciones. El equipo centroamericano sorprendió al equipo local, dominando el servicio y pudiendo capitalizar en su ofensiva sobre la red. Colombia cerrará la ronda de grupos ante Puerto Rico, juego que definirá el primer lugar del grupo B y el pase directo a las semifinales del torneo. Los anfitriones fueron superiores que Guatemala con enorme ventaja de 42-29 en ataques y 11-8 en bloqueos. El servicio de Guatemala fue más efectivo solo por un punto (6-5). En errores también hubo una mínima diferencia, Colombia con 19 y Guatemala 18. Con 12 puntos, el atacante de esquina Adonis Herrera lideró el triunfo de Colombia, acompañado por el central Renzo Mendoza y el opuesto Liberman Agamez que anotaron 9 tantos cada uno. El atacante de esquina Wagner Pacheco fue el máximo anotador de Guatemala con 11 puntos, seguido por el opuesto Edgar Maldonado y el central Leonel Aragón con 7 puntos cada uno.