

XIII Copa Panamericana

# oleibol masculino

Córdoba 2018

Del 28 de agosto al 2 de septiembre 2018

Arena Córdoba

# Bulletin 3



H. AYUNTAMIENTO  
CÓRDOBA  
2018 - 2021



**Calendario y Formato de Competencia / Competition Format and Match Schedule**

GROUP-A														
No.	Date	Time	Teams		LIVE SCOR	Set	Result per set (points)							
							1	2	3	4	5	POINTS	TIME	FORMS
2	28-ago	13:00	CHILE	vs	CUBA	1-3	22-25	25-17	19-25	21-25	87-92	1:47	P-2	P-3
6	28-ago	21:00	MEXICO	vs	GUATEMALA	3-0	25-18	25-20	29-27		79-65	1:22	P-2	P-3
7	29-ago	11:00	CUBA	vs	GUATEMALA	3-0	25-16	25-13	25-16		75-45	1:06	P-2	P-3
12	29-ago	21:00	MEXICO	vs	CHILE	3-0	25-22	25-18	25-19		75-59	1:27	P-2	P-3
14	30-ago	13:00	GUATEMALA	vs	CHILE	0-0							P-2	P-3
18	30-ago	21:30	MEXICO	vs	CUBA	0-0							P-2	P-3

GROUP-B														
No.	Date	Time	Teams		LIVE SCOR	Set	Result per set (points)							
							1	2	3	4	5	POINTS	TIME	FORMS
3	28-ago	15:00	BRAZIL	vs	DOMINICAN REPUBLIC	3-0	25-21	25-19	25-14		75-54	1:11	P-2	P-3
4	28-ago	17:00	CANADA	vs	COLOMBIA	3-1	25-19	23-25	25-22	25-22	98-88	1:48	P-2	P-3
8	29-ago	13:00	COLOMBIA	vs	BRAZIL	0-3	25-27	17-25	12-25		54-77	1:17	P-2	P-3
10	29-ago	17:00	DOMINICAN REPUBLIC	vs	CANADA	0-3	20-25	20-25	16-25		56-75	1:07	P-2	P-3
15	30-ago	15:00	COLOMBIA	vs	DOMINICAN REPUBLIC	0-0							P-2	P-3
16	30-ago	17:00	BRAZIL	vs	CANADA	0-0							P-2	P-3

GROUP-C														
No.	Date	Time	Teams		LIVE SCOR	Set	Result per set (points)							
							1	2	3	4	5	POINTS	TIME	FORMS
1	28-ago	11:00	UNITED STATES	vs	PERU	3-0	25-21	25-14	26-24		76-59	1:22	P-2	P-3
5	28-ago	19:00	ARGENTINA	vs	PUERTO RICO	3-1	20-25	25-15	33-31	25-17	103-88	1:56	P-2	P-3
9	29-ago	15:00	PERU	vs	ARGENTINA	0-3	20-25	22-25	15-25		57-75	1:11	P-2	P-3
11	29-ago	19:00	PUERTO RICO	vs	UNITED STATES	3-1	23-25	25-18	25-19	25-21	98-83	2:01	P-2	P-3
13	30-ago	11:00	PERU	vs	PUERTO RICO	0-0							P-2	P-3
17	30-ago	19:00	UNITED STATES	vs	ARGENTINA	0-0							P-2	P-3

CLASSIFICATION 11 / 12														
No.	Date	Time	Teams		LIVE SCOR	Set	Result per set (points)							
							1	2	3	4	5	POINTS	TIME	FORMS
19	31-ago	13:00	4º "A" / "B" / "C" (2)	vs	4º "A" / "B" / "C" (3)	0-0							P-2	P-3

CLASSIFICATION 7 / 10														
No.	Date	Time	Teams		LIVE SCOR	Set	Result per set (points)							
							1	2	3	4	5	POINTS	TIME	FORMS
20	31-ago	15:00	3rd "A" / "B" / "C" (1)	vs	4th A / B / C (1)	0-0							P-2	P-3
21	31-ago	17:00	3rd "A" / "B" / "C" (3)	vs	3rd A / B / C (2)	0-0							P-2	P-3

QUARTERFINALS														
No.	Date	Time	Teams		LIVE SCOR	Set	Result per set (points)							
							1	2	3	4	5	POINTS	TIME	FORMS
22	31-ago	19:00	2nd "A" / "B" / "C" (1)	vs	2nd A / B / C (2)	0-0							P-2	P-3
23	31-ago	21:00	1st "A" / "B" / "C" (3)	vs	2nd A / B / C (3)	0-0							P-2	P-3

FINAL CLASSIFICATION 9 / 10														
No.	Date	Time	Teams		LIVE SCOR	Set	Result per set (points)							
							1	2	3	4	5	POINTS	TIME	FORMS
24	01-sep	15:00	Loser of M20	vs	Loser of M21	0-0							P-2	P-3

FINAL CLASSIFICATION 7 / 8														
No.	Date	Time	Teams		LIVE SCOR	Set	Result per set (points)							
							1	2	3	4	5	POINTS	TIME	FORMS
25	01-sep	17:00	Winner of M20	vs	Winner of M21	0-0							P-2	P-3

SEMIFINALS														
No.	Date	Time	Teams		LIVE SCOR	Set	Result per set (points)							
							1	2	3	4	5	POINTS	TIME	FORMS
26	01-sep	19:00	1st A / B / C (2)	vs	Winner of M22 or M23	0-0							P-2	P-3
27	01-sep	21:00	1st A / B / C (1)	vs	Winner of M23 or M22	0-0							P-2	P-3

FINAL CLASSIFICATION 5 / 6														
No.	Date	Time	Teams		LIVE SCOR	Set	Result per set (points)							
							1	2	3	4	5	POINTS	TIME	FORMS
28	02-sep	14:00	Loser of M22	vs	Loser of M23	0-0							P-2	P-3

FINALS														
No.	Date	Time	Teams		LIVE SCOR	Set	Result per set (points)							
							1	2	3	4	5	POINTS	TIME	FORMS
29	02-sep	16:00	Loser of M26	vs	Loser of M27	0-0							P-2	P-3
30	02-sep	18:00	Winner of M26	vs	Winner of M27	0-0							P-2	P-3

\*NOTE1: For the Classification, Quarterfinal and Semifinal Rounds, according to the FIVB General Competition Regulations, it must be avoided that teams from the same group play each other.

\*NOTE2: According to the established competition format and the FIVB General Regulations, for the Classification, Quarterfinal and Semifinal Rounds, if three teams from the same group qualify, the match between highest ranked team and lowest ranked team of their Preliminary

\*NOTE3: Loser of M22 = Loser of Match #22, etc.

# Copa XIII Panamericana Voleibol Masculino

Veracruz, México • August 26-Sept. 3 2018



Día / Day	Hora / Time	Competition Venue - Arena de Cordoba	Hora / Time	Training Court 1 - Gimnasio Unidad y Trabajo	Training Court 2 - Auditorio Antonio Ruiz Galindo, Unidad Deportiva Eliezer Morales	Hora / Time	Training Court 3 - El Mexicano
30-ago-18			08:00	COL (15:00)	DOM (15:00)		
	11:00	PER vs PUR	09:30	BRA (17:00)	CAN (17:00)	09:00	PER / PUR (WARM UP)
	13:00	GUA vs CHI	11:00	USA (19:00)	ARG (19:00)	11:00	GUA / CHI (WARM UP)
	15:00	COL vs DOM	12:30	CUB (21:00)	MEX (21:00)	13:00	COL / DOM (WARM UP)
	17:00	BRA vs CAN				15:00	BRA / CAN (WARM UP)
	19:00	USA vs ARG	18:00	PER (11:00)	PUR (11:00)	17:00	USA / ARG (WARM UP)
	21:00	MEX vs CUB	19:30	GUA (13:00)	CHI (13:00)	19:00	MEX / CUB (WARM UP)
31-ago-18	09:00	1st A / B / C (2) (OFF)	08:00	3rd "A"/"B"/"C"(1) (15:00)	4th A/ B/C(1) (15:00)		
	10:30	1st A / B / C (1) (OFF)	09:30	3rd "A"/ "B"/ "C"(2) (17:00)	3rd A/ B/ C(3) (17:00)	11:00	4th (2) / 4th (3) (WARM UP)
	13:00	4° "A" / "B" / "C" (2) vs 4° "A" / "B" / "C" (3)	11:00	2nd A / B / C(1) (19:00)	2nd A / B/ C(2) (19:00)	13:00	3rd (1) / 4th (1) (WARM UP)
	15:00	3rd "A"/"B"/"C"(1) vs 4th A/ B/C(1)	12:30	1st A / B / C (3) (21:00)	2nd A / B/ C(3) (21:00)	15:00	3rd (2) / 3rd (3) (WARM UP)
	17:00	3rd "A"/ "B"/ "C"(2) vs 3rd A/ B/ C(3)				17:00	2nd (1) / 2nd (2) (WARM UP)
	19:00	2nd A/ B / C(1) vs 2nd A/ B/ C(2)				19:00	1st (3) / 2nd (3) (WARM UP)
	21:00	1st A/ B / C (3) vs 2nd A/ B/ C(3)					
01-sep-18			08:00	Loser of M20 (15:00)	Loser of M21 (15:00)		
			09:30	Winner of M20 (17:00)	Winner of M21 (17:00)		
			11:00	1st A / B / C (2) (19:00)	Winner of M22 or M23 (19:00)		
	15:00	Loser of M20 VS Loser of M21	12:30	Winner of M23 or M22 (21:00)	1st A / B / C (1) (21:00)	14:00	L M20 / L M21 (WARM UP)
	17:00	Winner of M20 vs Winner of M21	14:00	Loser of M22 (OFF)	Loser of M23 (OFF)	16:00	W M20 / W M21 (WARM UP)
	19:00	1st A / B / C (2) vs Winner of M22 or M23	15:30			18:00	1st (2) / W M22-23 (WARM UP)
	21:00	1st A / B / C (1) vs Winner of M23 or M22				20:00	1st (1) / W M23-22 (WARM UP)
02-sep-18			08:00	Loser of M22 (17:00)	Loser of M23 (17:00)		
			09:30	Loser of M26 (19:00)	Loser of M27 (19:00)		
			11:00	Winner of M26 (20:00)	Winner of M27 (20:00)		
			12:30			13:00	L M22 / L M23 (WARM UP)
	14:00	Loser of M22 vs Loser of M23				15:00	L M26 / L M27 (WARM UP)
	16:00	Loser of M26 vs Loser of M27				17:00	W M26 / W M27 (WARM UP)
	18:00	Winner of M26 vs Winner of M27					

## 2018 Senior Men's NORCECA Panamerican Cup

P-4 Collated results & ranking

Results as of 29 August 2018

### MATCHES RESULTS

#### Pool A

No	Date	Teams	Set	Result per set (points)					Total Points	Duration	Spectators
				1	2	3	4	5			
2	28-Aug-2018	CHI - CUB	1-3	22-25	25-17	19-25	21-25		87-92	1:47	300
6	28-Aug-2018	MEX - GUA	3-0	25-18	25-20	29-27			79-65	1:22	1200
7	29-Aug-2018	CUB - GUA	3-0	25-16	25-13	25-16			75-45	1:06	300
12	29-Aug-2018	MEX - CHI	3-0	25-22	25-18	25-19			75-59	1:27	1125

#### Pool B

No	Date	Teams	Set	Result per set (points)					Total Points	Duration	Spectators
				1	2	3	4	5			
3	28-Aug-2018	BRA - DOM	3-0	25-21	25-19	25-14			75-54	1:11	350
4	28-Aug-2018	CAN - COL	3-1	25-19	23-25	25-22	25-22		98-88	1:48	450
8	29-Aug-2018	COL - BRA	0-3	25-27	17-25	12-25			54-77	1:17	325
10	29-Aug-2018	DOM - CAN	0-3	20-25	20-25	16-25			56-75	1:07	350

#### Pool C

No	Date	Teams	Set	Result per set (points)					Total Points	Duration	Spectators
				1	2	3	4	5			
1	28-Aug-2018	USA - PER	3-0	25-21	25-14	26-24			76-59	1:22	200
5	28-Aug-2018	ARG - PUR	3-1	20-25	25-15	33-31	25-17		103-88	1:56	750
9	29-Aug-2018	PER - ARG	0-3	20-25	22-25	15-25			57-75	1:11	300
11	29-Aug-2018	PUR - USA	3-1	23-25	25-18	25-19	25-21		98-83	2:01	625

### TEAM RANKING

#### Pool A

Rk	Code	Team	Matches			Pts	Results details							Sets			Points		
			W	L	T		3-0	3-1	3-2	2-3	1-3	0-3	W	L	Ratio	W	L	Ratio	
1	MEX	Mexico	2	0	2	10	2	0	0	0	0	0	6	0	MAX	154	124	1.241	
2	CUB	Cuba	2	0	2	9	1	1	0	0	0	0	6	1	6.000	167	132	1.265	
3	CHI	Chile	0	2	2	1	0	0	0	0	1	1	1	6	0.166	146	167	0.874	
4	GUA	Guatemala	0	2	2	0	0	0	0	0	0	2	0	6	0.000	110	154	0.714	

#### Pool B

Rk	Code	Team	Matches			Pts	Results details							Sets			Points		
			W	L	T		3-0	3-1	3-2	2-3	1-3	0-3	W	L	Ratio	W	L	Ratio	
1	BRA	Brazil	2	0	2	10	2	0	0	0	0	0	6	0	MAX	152	108	1.407	
2	CAN	Canada	2	0	2	9	1	1	0	0	0	0	6	1	6.000	173	144	1.201	
3	COL	Colombia	0	2	2	1	0	0	0	0	1	1	1	6	0.166	142	175	0.811	
4	DOM	Dominican Republic	0	2	2	0	0	0	0	0	0	2	0	6	0.000	110	150	0.733	

#### Pool C

Rk	Code	Team	Matches			Pts	Results details							Sets			Points		
			W	L	T		3-0	3-1	3-2	2-3	1-3	0-3	W	L	Ratio	W	L	Ratio	
1	ARG	Argentina	2	0	2	9	1	1	0	0	0	0	6	1	6.000	178	145	1.227	
2	USA	USA	1	1	2	6	1	0	0	0	1	0	4	3	1.333	159	157	1.012	
3	PUR	Puerto Rico	1	1	2	5	0	1	0	0	1	0	4	4	1.000	186	186	1.000	
4	PER	Peru	0	2	2	0	0	0	0	0	0	2	0	6	0.000	116	151	0.768	



# P-2 VOLLEYBALL • Match result



2018 Senior Men's NORCECA Panamerican Cup  
Group A

**Match:** 7 **Date:** 8/29/2018 **Spectators:** 300  
**City:** VERACRUZ  
**Hall:** ARENA CORDOBA  
**Match duration:** **Start:** 11:00 **End:** 12:12 **Total:** 1:12

Teams	Sets	1	2	3	4	5	Total
<b>CUB</b>	<b>3</b>	25	25	25			75
<b>GUA</b>	<b>0</b>	16	13	16			45
<b>Set duration</b>		0:24	0:20	0:22			1:06

**Referees:** Casado, N. (ARG) & Prater, M. (USA)

CUB • CUBA		1	2	3	4	5	Pts
2	Melgarejo Hernandez Osniel Lazaro (WS)			■	■		4
3	Yang Herrera Marlon (WS)	■	■	■			18
4	Jimenez Scull Javier Ernesto (WS)						
5	Concepcion Rojas Javier Octavio (MB)			□	■		1
7	L Garcia Alvarez Yonder Roman (L)	L	L	L			
8	L Tuero Fortun Richard (L)		L	L			
9	Osoria Rodriguez Livan (MB)	■	■				6
10	Gutierrez Suarez Miguel David (OP)	■	■	□			10
11	Taboada Diaz Livan (S)				□		
12	Herrera Jaime Jesus (OP)	□		■			6
14	Goide Arredondo Adrian Eduardo (S)	■	■	■			2
15	Leon Napoles Yohan Armando (WS)			■	□		2
17	Alonso Arce Roamy Raul (MB)	■	■	■			8
18	Lopez Castro Miguel Angel (WS)	■					4

**Coach:** NICOLAS VIVES COFFIG (CUB)  
**Assistant:** YOSVANY MUÑOZ PEREZ (CUB)

GUA • GUATEMALA		1	2	3	4	5	Pts
1	Nery Flores Jeyson Fernando (WS)			□			1
2	Lopez Santiago Carlos Fernando (WS)	■	■	■			8
3	Chacon Pelaez Wagner Arnulfo (WS)	■	■	■			5
4	Menendez Burgos Axel Enrique (WS)				□		
5	Flores Diaz Erik Gerardo (OP)	□	□				1
6	Pineda Fuentes Edras Amed (MB)	□		■			
7	Ruano Poron Adan Andree (S)	□		□			
8	L Santa Cruz Molina Luis Fernando (L)	L	L	L			
11	Leonardo Blanco Andy Alexis (OP)	■	■				4
12	L Pineda Lopez Tirso Ivan (L)				L		
13	Colindres Ipiña Erick Noel (MB)						
14	Chinchilla Franco Brandon Arnoldo (MB)	■	■				2
15	Aragon Lopez Leonel Antonio (MB)	■	■	■			4
17	Gonzalez Paz Gerardo Antonio (S)	■	■	■			

**Coach:** Reider Lucas Mora (CUB)  
**Assistant:** Kenneth Alexander Gr (GUA)

## TEAMS AND PLAYERS PERFORMANCES

Won Pts	Total Atts	No Name	Scoring Skills	Won Pts	Total Atts	No Name
<b>45</b>	<b>62</b>	<b>Total Team</b>		<b>23</b>	<b>64</b>	<b>Total Team</b>
13	18	3 Yang Herrera Marlon (WS)	<b>Spike</b>	7	14	2 Lopez Santiago Carlos
7	9	10 Gutierrez Suarez Miguel		5	15	3 Chacon Pelaez Wagner
<b>9</b>	<b>45</b>	<b>Total Team</b>	<b>Block</b>	<b>1</b>	<b>34</b>	<b>Total Team</b>
2	7	17 Alonso Arce Roamy Raul		1	2	2 Lopez Santiago Carlos
2	4	3 Yang Herrera Marlon (WS)	<b>Serve</b>	<b>1</b>	<b>47</b>	<b>Total Team</b>
<b>7</b>	<b>73</b>	<b>Total Team</b>		1	4	11 Leonardo Blanco Andy
3	12	10 Gutierrez Suarez Miguel	<b>Opp. error</b>	<b>20</b>		<b>Total Team</b>
3	12	3 Yang Herrera Marlon (WS)	<b>Total</b>	<b>45</b>	<b>145</b>	<b>Total Team</b>
<b>14</b>		<b>Total Team</b>				
<b>75</b>	<b>180</b>	<b>Total Team</b>				

18	34	3 Yang Herrera Marlon (WS)	<b>Best Scorer</b>	8	25	2 Lopez Santiago Carlos
----	----	----------------------------	--------------------	---	----	-------------------------

Excellent	Total Atts	No Name	Non scoring Skills	Excellent	Total Atts	No Name
<b>15</b>	<b>36</b>	<b>Total Team</b>		<b>9</b>	<b>53</b>	<b>Total Team</b>
2	5	10 Gutierrez Suarez Miguel	<b>Dig</b>	5	16	8 Santa Cruz Molina Luis
2	2	18 Lopez Castro Miguel Angel		3	12	3 Chacon Pelaez Wagner
<b>29</b>	<b>60</b>	<b>Total Team</b>	<b>Set</b>	<b>11</b>	<b>57</b>	<b>Total Team</b>
24	49	14 Goide Arredondo Adrian		9	46	17 Gonzalez Paz Gerardo
<b>22</b>	<b>39</b>	<b>Total Team</b>	<b>Reception</b>	<b>24</b>	<b>61</b>	<b>Total Team</b>
7	14	3 Yang Herrera Marlon (WS)	<b>Success - Faults</b>	10	29	3 Chacon Pelaez Wagner
			<b># Attempts</b>			

■ Starting line-up    Pts = Points scored    [nn] = Captain  
□ Substitute        Atts = Attempts        L = Libero  
Opp = Opponent





# P-2 VOLLEYBALL • Match result



2018 Senior Men's NORCECA Panamerican Cup  
Group B

**Match:** 8 **Date:** 8/29/2018 **Spectators:** 325  
**City:** VERACRUZ  
**Hall:** ARENA CORDOBA  
**Match duration:** **Start:** 13:00 **End:** 14:23 **Total:** 1:23

Teams	Sets	1	2	3	4	5	Total
COL	0	25	17	12			54
BRA	3	27	25	25			77
<b>Set duration</b>		0:30	0:24	0:23			1:17

**Referees:** Mejia, R. (GUA) & Gonzalez, D. (MEX)

COL • COLOMBIA		1	2	3	4	5	Pts
1	Hurtado Ivan Andres (WS)	■	■	■			11
3	L Diaz Juan Pablo (L)	L	L				
4	Vinasco Collazos Julian Mauricio (S)	■	■				2
5	Sanchez Jhonnier (MB)						
6	Llanos Carlos (WS)					□	1
8	Mejia Leandro (MB)	■	■	■			6
9	Payan Moreno Jorge Emilio (OP)	■		□			1
10	Larrahondo Gustavo (OP)			■	■		4
12	L Guerrero Julian (L)	L	L	L			
13	Ambuila Juan Camilo (S)	□	□	■			2
14	Carabali Kevin (MB)			■	■		4
16	Carabali Cristian (MB)	■					1
17	Alomia Angulo Carlos Edison (WS)	■	■	■			6
18	Renteria David (WS)	□	□	□			

**Coach:** ELISEO RAMOS RIVAS  
**Assistant:** CARLOS FELIPE OSORIO

BRA • BRAZIL		1	2	3	4	5	Pts
1	Souza Alan (OP)	■	■	■			18
2	Sobrinho Eduardo (S)	□	□	□			
3	Moraes Davy Silva (OP)	□	□	□			
4	L Carvalho Filho Rogério Batista De(L)	L	L	L			
5	Santos Leandro (MB)		■	■			3
7	Honorato Henrique Dantas Nóbres(WS)	■	■	■			10
8	Nascimento Leonardo (WS)	■	■	■			9
10	Bispo dos Santos Matheus (MB)	■					2
11	Pontes Veloso Thiago (S)	■	■	■			
13	Gualberto Flavio (MB)	■	■	■			10
15	L Pureza Douglas (L)	L	L	L			
17	Batista Cledenilson Souza (MB)					□	1
18	Pessoa Gabriel Soares (WS)					□	
19	Cardoso Victor Aleksander Alm(WS)						

**Coach:** Giovane Farinazzo Ga (BRA)  
**Assistant:** Nery Pereira Tambeir (BRA)

## TEAMS AND PLAYERS PERFORMANCES

Won Pts	Total Atts	No Name	Scoring Skills	Won Pts	Total Atts	No Name
34	67	<b>Total Team</b>		41	68	<b>Total Team</b>
10	16	1 Hurtado Ivan Andres (WS)	<b>Spike</b>	12	21	1 Souza Alan (OP)
6	13	17 Alomia Angulo Carlos		8	16	8 Nascimento Leonardo (WS)
3	47	<b>Total Team</b>	<b>Block</b>	6	41	<b>Total Team</b>
1	2	1 Hurtado Ivan Andres (WS)		3	10	1 Souza Alan (OP)
1	3	13 Ambuila Juan Camilo (S)	<b>Serve</b>	2	16	13 Gualberto Flavio (MB)
1	56	<b>Total Team</b>		6	76	<b>Total Team</b>
1	9	8 Mejia Leandro (MB)	<b>Opp. error</b>	3	23	1 Souza Alan (OP)
16		<b>Total Team</b>	<b>Total</b>	2	13	7 Honorato Henrique Dantas
54	170	<b>Total Team</b>		24		<b>Total Team</b>
				77	185	<b>Total Team</b>

11	27	1 Hurtado Ivan Andres (WS)	<b>Best Scorer</b>	18	54	1 Souza Alan (OP)
----	----	----------------------------	--------------------	----	----	-------------------

Excellent	Total Atts	No Name	Non scoring Skills	Excellent	Total Atts	No Name
18	53	<b>Total Team</b>		22	52	<b>Total Team</b>
7	8	3 Diaz Juan Pablo (L)	<b>Dig</b>	8	14	15 Pureza Douglas (L)
5	11	12 Guerrero Julian (L)		3	5	8 Nascimento Leonardo (WS)
15	62	<b>Total Team</b>	<b>Set</b>	35	65	<b>Total Team</b>
10	35	4 Vinasco Collazos Julian		32	56	11 Pontes Veloso Thiago (S)
31	64	<b>Total Team</b>	<b>Reception</b>	27	42	<b>Total Team</b>
14	17	12 Guerrero Julian (L)	<u>Success - Faults</u>	15	18	4 Carvalho Filho Rogério
9	19	1 Hurtado Ivan Andres (WS)	<u># Attempts</u>	7	14	7 Honorato Henrique Dantas

■ Starting line-up    Pts = Points scored    [nn] = Captain  
□ Substitute        Atts = Attempts        L = Libero  
Opp = Opponent







# P-2 VOLLEYBALL • Match result



2018 Senior Men's NORCECA Panamerican Cup  
Group C

**Match:** 9 **Date:** 8/29/2018 **Spectators:** 300  
**City:** VERACRUZ  
**Hall:** ARENA CORDOBA  
**Match duration:** **Start:** 15:00 **End:** 16:17 **Total:** 1:17

Teams	Sets	1	2	3	4	5	Total
<b>PER</b>	<b>0</b>	20	22	15			57
<b>ARG</b>	<b>3</b>	25	25	25			75
<b>Set duration</b>		0:23	0:24	0:24			1:11

**Referees:** Bobadilla, G. (COL) & Robb, A. (CAN)

PER • PERU		1	2	3	4	5	Pts
2	Williams Paul (S)	■	■	■			1
5	Rodrigues Ticona Frank Pierre (OP)						
6	Vargas Jose (WS)	■	■	■			3
7	Romay Dammert Eduardo (OP)	■	■	■			8
8	Urueña Daniel (MB)	■	■	■			3
9	L Bustos Huaco Juan Carlos Andre (L)						
10	Recavarren Diego (WS)	□	□				
11	L Nakamatsu Jonathan (L)	L	L	L			
12	Porras Balcazar Daniel Andre (WS)			□	□		2
13	Bernaola Benny (MB)	□	■	■			7
14	Hidalgo Alvaro (WS)	■	■	■			13
18	Mendoza Francis (OP)	□	□	□			4
19	Rodriguez Juan Jose (MB)	■					1
22	Gutierrez Marcelo (S)						

**Coach:** Juan Carlos Gala Rod  
**Assistant:** Edwin Wilbert Jimene

ARG • ARGENTINA		1	2	3	4	5	Pts
1	Sanchez Matias (S)	■	■	■			
2	Arreche Liam Ernesto (MB)				■		5
3	Martinez Franchi Jan (WS)	□	□	■			5
4	Toro Alejandro (WS)	□	■	■			7
8	Bitar Gaspar (S)	□	□	□			
9	Palonsky Luciano (WS)		□	□			2
10	Bruno Nicolas (WS)	■	■				2
11	Fernandez Gaston (MB)	■					2
12	Gallego Joaquin (MB)	■	■				7
13	Palacios Ezequiel (WS)	■					4
15	Zerba Nicolas (MB)		■	■			7
16	Johansen German (OP)	■	■	■			10
18	L Danani Santiago (L)	L	L	L			
19	L Massimino Franco (L)	L	L	L			

**Coach:** GROSSI, ALEJANDRO  
**Assistant:** BARREIRO, GONZALO

## TEAMS AND PLAYERS PERFORMANCES

Won Pts	Total Atts	No Name
<b>33</b>	<b>80</b>	<b>Total Team</b>
10	20	14 Hidalgo Alvaro (WS)
8	18	7 Romay Dammert Eduardo
<b>6</b>	<b>49</b>	<b>Total Team</b>
2	13	8 Urueña Daniel (MB)
2	7	14 Hidalgo Alvaro (WS)
<b>3</b>	<b>58</b>	<b>Total Team</b>
1	5	18 Mendoza Francis (OP)
1	11	13 Bernaola Benny (MB)
<b>15</b>		<b>Total Team</b>
<b>57</b>	<b>187</b>	<b>Total Team</b>

13	35	14 Hidalgo Alvaro (WS)
----	----	------------------------

Excellent	Total Atts	No Name
<b>12</b>	<b>54</b>	<b>Total Team</b>
3	8	11 Nakamatsu Jonathan (L)
2	10	14 Hidalgo Alvaro (WS)
<b>13</b>	<b>78</b>	<b>Total Team</b>
13	64	2 Williams Paul (S)
<b>27</b>	<b>65</b>	<b>Total Team</b>
6	22	14 Hidalgo Alvaro (WS)

■ Starting line-up    Pts = Points scored    [nn] = Captain  
□ Substitute        Atts = Attempts        L = Libero  
Opp = Opponent

Scoring Skills	Won Pts	Total Atts	No Name
	<b>43</b>	<b>80</b>	<b>Total Team</b>
<b>Spike</b>	10	18	16 Johansen German (OP)
	6	8	12 Gallego Joaquin (MB)
<b>Block</b>	<b>7</b>	<b>46</b>	<b>Total Team</b>
	5	7	15 Zerba Nicolas (MB)
	1	5	4 Toro Alejandro (WS)
<b>Serve</b>	<b>1</b>	<b>74</b>	<b>Total Team</b>
	1	12	4 Toro Alejandro (WS)
<b>Opp. error</b>	<b>24</b>		<b>Total Team</b>
<b>Total</b>	<b>75</b>	<b>200</b>	<b>Total Team</b>

<b>Best Scorer</b>	10	30	16 Johansen German (OP)
--------------------	----	----	-------------------------

Non scoring Skills	Excellent	Total Atts	No Name
	<b>36</b>	<b>56</b>	<b>Total Team</b>
<b>Dig</b>	5	7	3 Martinez Franchi Jan (WS)
	5	6	10 Bruno Nicolas (WS)
<b>Set</b>	<b>26</b>	<b>73</b>	<b>Total Team</b>
	20	51	1 Sanchez Matias (S)
<b>Reception</b>	<b>25</b>	<b>49</b>	<b>Total Team</b>
Success - Faults	10	17	18 Danani Santiago (L)
# Attempts	7	13	4 Toro Alejandro (WS)





# P-2 VOLLEYBALL • Match result



2018 Senior Men's NORCECA Panamerican Cup  
Group B

**Match:** 10 **Date:** 8/29/2018 **Spectators:** 350  
**City:** VERACRUZ  
**Hall:** ARENA CORDOBA  
**Match duration:** **Start:** 17:00 **End:** 18:13 **Total:** 1:13

Teams	Sets	1	2	3	4	5	Total
<b>DOM</b>	<b>0</b>	20	20	16			56
<b>CAN</b>	<b>3</b>	25	25	25			75
<b>Set duration</b>		0:20	0:26	0:21			1:07

**Referees:** Careaga, R. (CHI) & Castane, D. (CUB)

DOM • DOMINICAN REPUBLIC		1	2	3	4	5	Pts
1	Tapia Santana Henry Omar (OP)	<input type="checkbox"/>	<input type="checkbox"/>	<input type="checkbox"/>			3
3	Contrera De Los Santo Elvis Dalsires (WS)	<input checked="" type="checkbox"/>	<input checked="" type="checkbox"/>	<input checked="" type="checkbox"/>			7
5	Miseses Feliz Enger Miguel (WS)	<input type="checkbox"/>	<input type="checkbox"/>	<input type="checkbox"/>			
7	Mercedes Cruz Jonathan (MB)				<input type="checkbox"/>		
8	Lopez Capellan Henry Antonio (WS)	<input checked="" type="checkbox"/>	<input checked="" type="checkbox"/>	<input checked="" type="checkbox"/>			10
9	L Tolentino Lorenzo Braymer Norbery (L)	L	L	L			
10	Abreu Lopez Francisco Alberto (S)	<input type="checkbox"/>	<input type="checkbox"/>				
11	Caceres Gomez Jose Miguel (OP)	<input checked="" type="checkbox"/>	<input checked="" type="checkbox"/>	<input checked="" type="checkbox"/>			4
12	Arredondo Severino Francisco Argelis (S)	<input checked="" type="checkbox"/>	<input checked="" type="checkbox"/>	<input checked="" type="checkbox"/>			1
14	Romero Perez Felix Miguel (MB)	<input checked="" type="checkbox"/>	<input checked="" type="checkbox"/>	<input checked="" type="checkbox"/>			3
15	Paulino Paulino Richi (MB)	<input checked="" type="checkbox"/>	<input checked="" type="checkbox"/>	<input checked="" type="checkbox"/>			8
19	Cruz Cepin Hector Alexis (WS)				<input type="checkbox"/>		1

**Coach:** JOSE ALEXANDER GUTIE (VEN)  
**Assistant:** Amaury Martinez (DOM)

CAN • CANADA		1	2	3	4	5	Pts
1	L Davies Jeremy Alexander (L)				L	L	L
3	L Brennan Logan (L)						
4	Eshenko Pearson (MB)					<input type="checkbox"/>	1
5	Scheerhoorn Blake (WS)	<input checked="" type="checkbox"/>	<input checked="" type="checkbox"/>	<input checked="" type="checkbox"/>			13
6	Duff Justin (MB)	<input checked="" type="checkbox"/>	<input checked="" type="checkbox"/>	<input checked="" type="checkbox"/>			10
7	Demyanenko Danny (MB)	<input checked="" type="checkbox"/>	<input checked="" type="checkbox"/>				1
8	Richards Andrew (WS)	<input checked="" type="checkbox"/>	<input checked="" type="checkbox"/>	<input checked="" type="checkbox"/>			3
9	Bramwell Terrel (OP)					<input type="checkbox"/>	2
12	Gyimah Deanan (MB)				<input type="checkbox"/>	<input checked="" type="checkbox"/>	7
17	Howe Jackson (MB)						
21	Walsh Brett James (S)	<input checked="" type="checkbox"/>	<input checked="" type="checkbox"/>	<input checked="" type="checkbox"/>			14
22	Koppers Brandon (WS)	<input checked="" type="checkbox"/>	<input checked="" type="checkbox"/>	<input checked="" type="checkbox"/>			14
24	Keturakis Byron (S)	<input type="checkbox"/>	<input type="checkbox"/>				1

**Coach:** Larry McKay (CAN)  
**Assistant:** Bradley Hudson (CAN)

## TEAMS AND PLAYERS PERFORMANCES

Won Pts	Total Atts	No Name	Scoring Skills	Won Pts	Total Atts	No Name
<b>35</b>	<b>78</b>	<b>Total Team</b>		<b>39</b>	<b>65</b>	<b>Total Team</b>
10	22	8 Lopez Capellan Henry	<b>Spike</b>	10	20	22 Koppers Brandon (WS)
7	14	15 Paulino Paulino Richi (MB)		10	15	5 Scheerhoorn Blake (WS)
<b>2</b>	<b>44</b>	<b>Total Team</b>	<b>Block</b>	<b>7</b>	<b>52</b>	<b>Total Team</b>
1	6	11 Caceres Gomez Jose		3	7	12 Gyimah Deanan (MB)
1	16	15 Paulino Paulino Richi (MB)		2	11	6 Duff Justin (MB)
<b>0</b>	<b>58</b>	<b>Total Team</b>	<b>Serve</b>	<b>6</b>	<b>74</b>	<b>Total Team</b>
				3	14	22 Koppers Brandon (WS)
				2	18	5 Scheerhoorn Blake (WS)
<b>19</b>		<b>Total Team</b>	<b>Opp. error</b>	<b>23</b>		<b>Total Team</b>
<b>56</b>	<b>180</b>	<b>Total Team</b>	<b>Total</b>	<b>75</b>	<b>191</b>	<b>Total Team</b>

10	30	8 Lopez Capellan Henry	<b>Best Scorer</b>	14	37	22 Koppers Brandon (WS)
----	----	------------------------	--------------------	----	----	-------------------------

Excellent	Total Atts	No Name	Non scoring Skills	Excellent	Total Atts	No Name
<b>15</b>	<b>52</b>	<b>Total Team</b>		<b>16</b>	<b>44</b>	<b>Total Team</b>
5	6	7 Mercedes Cruz Jonathan	<b>Dig</b>	5	11	1 Davies Jeremy Alexander
3	12	9 Tolentino Lorenzo Braymer		4	10	5 Scheerhoorn Blake (WS)
<b>21</b>	<b>64</b>	<b>Total Team</b>	<b>Set</b>	<b>25</b>	<b>53</b>	<b>Total Team</b>
21	55	12 Arredondo Severino		21	41	21 Walsh Brett James (S)
<b>18</b>	<b>61</b>	<b>Total Team</b>	<b>Reception</b>	<b>21</b>	<b>46</b>	<b>Total Team</b>
8	22	3 Contrera De Los Santo Elvis	<u>Success - Faults</u>	14	29	8 Richards Andrew (WS)
7	18	9 Tolentino Lorenzo Braymer	<u># Attempts</u>	3	10	22 Koppers Brandon (WS)

Starting line-up    Pts = Points scored     = Captain  
 Substitute    Atts = Attempts    L = Libero  
 Opp = Opponent







# P-2 VOLLEYBALL • Match result



2018 Senior Men's NORCECA Panamerican Cup  
Group C

**Match:** 11 **Date:** 8/29/2018 **Spectators:** 625  
**City:** VERACRUZ  
**Hall:** ARENA CORDOBA  
**Match duration:** **Start:** 19:00 **End:** 21:10 **Total:** 2:10

Teams	Sets	1	2	3	4	5	Total
PUR	3	23	25	25	25		98
USA	1	25	18	19	21		83
<b>Set duration</b>		0:31	0:25	0:31	0:34		2:01

**Referees:** Vera, W. (PER) & Carvalho, J. (BRA)

PUR • PUERTO RICO		1	2	3	4	5	Pts
1	Morales Steven (MB)	■	■	■	■		11
3	Guzman Pablo (WS)	□		□	□		3
4	L Del Valle Dennis (L)	L	L	L	L		
5	Nieves Pedro (MB)			□	□		
6	Perez Angel (S)	■	■	■	■		1
7	Iglesias Arturo (S)		□		□		
8	Rivera Eddie (WS)	□					
10	Cruz Lozada Ezequiel (OP)	■	■	■	■		7
11	Torres Maurice (OP)	■	■	■	■		13
13	Sanchez Sequiel (WS)	■	■	■	■		14
14	Vazquez Juan (OP)						
15	Rodriguez Jonathan (MB)	■	■	■	■		8
17	Colon Jessie (MB)						
24	L Cabrera Rivera Arnel (L)	L	L	L	L		

**Coach:** Oswald Antonetti Cam (PUR)  
**Assistant:** Manuel Acevedo (PUR)

USA • UNITED STATES		1	2	3	4	5	Pts
2	Jarman Price (MB)	■	■	■			8
4	Fey Kupono (WS)	□	□		□		
5	Shaw James (S)	■	■	■			3
6	Stahl Mitchell (MB)	■	■	■	■		12
7	Greene Jr. Arvis (OP)		□	□			2
10	Russell Kyle (OP)	■	■	■	■		11
11	Coenen Ryan (WS)						
12	Pollock Matthew (MB)			□	■		3
13	Arnitz Jacob (WS)	■	■	■	■		11
14	Wieczorek David (WS)	■	■	■	■		10
16	Schmidt Brendan (MB)						
19	L Dagostino Kyle (L)		L	L	L	L	
22	L Hatch John (L)					L	
23	Seif Jonah (S)		□	□	■		

**Coach:** Hunt, David (USA)  
**Assistant:** Hawks, John (USA)

## TEAMS AND PLAYERS PERFORMANCES

Won Pts	Total Atts	No Name	Scoring Skills	Won Pts	Total Atts	No Name
51	106	<b>Total Team</b>		46	110	<b>Total Team</b>
12	32	13 Sanchez Sequiel (WS)	<b>Spike</b>	10	22	13 Arnitz Jacob (WS)
12	27	11 Torres Maurice (OP)		9	27	14 Wieczorek David (WS)
2	49	<b>Total Team</b>	<b>Block</b>	12	60	<b>Total Team</b>
1	5	13 Sanchez Sequiel (WS)		4	15	6 Stahl Mitchell (MB)
1	4	6 Perez Angel (S)		3	13	10 Russell Kyle (OP)
4	98	<b>Total Team</b>	<b>Serve</b>	2	84	<b>Total Team</b>
2	21	1 Morales Steven (MB)		2	16	10 Russell Kyle (OP)
1	16	11 Torres Maurice (OP)				
41		<b>Total Team</b>	<b>Opp. error</b>	23		<b>Total Team</b>
98	253	<b>Total Team</b>	<b>Total</b>	83	254	<b>Total Team</b>

14	56	13 Sanchez Sequiel (WS)	<b>Best Scorer</b>	12	37	6 Stahl Mitchell (MB)
----	----	-------------------------	--------------------	----	----	-----------------------

Excellent	Total Atts	No Name	Non scoring Skills	Excellent	Total Atts	No Name
39	90	<b>Total Team</b>		40	83	<b>Total Team</b>
11	16	24 Cabrera Rivera Arnel (L)	<b>Dig</b>	14	21	19 Dagostino Kyle (L)
11	18	4 Del Valle Dennis (L)		6	13	14 Wieczorek David (WS)
32	91	<b>Total Team</b>	<b>Set</b>	25	91	<b>Total Team</b>
31	79	6 Perez Angel (S)		21	65	5 Shaw James (S)
18	64	<b>Total Team</b>	<b>Reception</b>	34	83	<b>Total Team</b>
10	20	24 Cabrera Rivera Arnel (L)	<b>Success - Faults</b>	16	29	19 Dagostino Kyle (L)
6	25	13 Sanchez Sequiel (WS)	<b># Attempts</b>	10	30	14 Wieczorek David (WS)

■ Starting line-up    Pts = Points scored    [nn] = Captain  
□ Substitute        Atts = Attempts        L = Libero  
Opp = Opponent

Name game jury president: .....  
Signature: .....





# P-2 VOLLEYBALL • Match result



2018 Senior Men's NORCECA Panamerican Cup  
Group A

**Match:** 12 **Date:** 8/29/2018 **Spectators:** 1,125  
**City:** VERACRUZ  
**Hall:** ARENA CORDOBA  
**Match duration:** **Start:** 21:39 **End:** 23:12 **Total:** 1:33

Teams	Sets	1	2	3	4	5	Total
<b>MEX</b>	<b>3</b>	25	25	25			75
<b>CHI</b>	<b>0</b>	22	18	19			59
<b>Set duration</b>		0:28	0:28	0:31			1:27

**Referees:** Ortiz, H. (PUR) & Ramirez, Y. (DOM)

MEX • MEXICO		1	2	3	4	5	Pts
1	Vargas Daniel (OP)	■	■	■			11
4	Ruiz De La Cruz Gonzalo (WS)	■	■	■			5
5	L Rangel Jesus (L)	L	L	L			
6	Perales Jesus Alberto (S)						
8	Cruz Mendoza Gabriel (MB)						
10	Rangel Pedro (S)	■	■	■			11
11	Barajas Jorge (WS)	■	■	■			13
12	Martinez Jose (MB)	■	■	■			6
14	Martinez Garcia Jonathan (MB)	■	■	■			5
15	L Martinez Alan Gabriel (L)	L	L	L			
17	Orellana Nestor (OP)						
20	Duarte Julian (WS)	□	□				
22	Acosta Guerson (MB)						
23	Moreno Alejandro (WS)	□	□				

**Coach:** AZAIR LOPEZ, JORGE M  
**Assistant:** DELGADO, ADRIAN

CHI • CHILE		1	2	3	4	5	Pts
1	Guerra Uteau Simon (MB)	■	■	■			3
3	Araya Gabriel (MB)		□	■			3
4	Parraguirre Tomas (OP)	■	■	■			6
5	Parraguirre Matias (WS)						
7	Albornoz Refusta Rafael (WS)						
8	Bader Dusan (MB)						
9	Bonacic Dusan (WS)	■	■	■			15
10	Mardones Vicente (OP)						
11	Parraguirre Vicente (WS)	■	■	■			11
14	Villarreal Soltau Esteban (S)	■	■	■			4
15	L Castillo Sebastian (L)	L	L	L			
16	Gago Murtagh Tomas (MB)	■	■				2
18	Leon Joaquin (S)						
25	L Reyes Ventura Aaron (L)						

**Coach:** Nejamkin, Daniel (ARG)  
**Assistant:** Villarreal, Iván (CHI)

## TEAMS AND PLAYERS PERFORMANCES

Won Pts	Total Atts	No Name	Scoring Skills	Won Pts	Total Atts	No Name
<b>39</b>	<b>111</b>	<b>Total Team</b>		<b>33</b>	<b>117</b>	<b>Total Team</b>
12	33	11 Barajas Jorge (WS)	<b>Spike</b>	11	28	9 Bonacic Dusan (WS)
11	34	1 Vargas Daniel (OP)		8	25	11 Parraguirre Vicente (WS)
<b>10</b>	<b>60</b>	<b>Total Team</b>	<b>Block</b>	<b>9</b>	<b>55</b>	<b>Total Team</b>
4	9	10 Rangel Pedro (S)		4	11	9 Bonacic Dusan (WS)
4	20	12 Martinez Jose (MB)		2	12	11 Parraguirre Vicente (WS)
<b>2</b>	<b>73</b>	<b>Total Team</b>	<b>Serve</b>	<b>2</b>	<b>61</b>	<b>Total Team</b>
1	13	11 Barajas Jorge (WS)		1	13	11 Parraguirre Vicente (WS)
1	10	10 Rangel Pedro (S)		1	7	14 Villarreal Soltau Esteban (S)
<b>24</b>		<b>Total Team</b>	<b>Opp. error</b>	<b>15</b>		<b>Total Team</b>
<b>75</b>	<b>244</b>	<b>Total Team</b>	<b>Total</b>	<b>59</b>	<b>233</b>	<b>Total Team</b>

13	55	11 Barajas Jorge (WS)	<b>Best Scorer</b>	15	46	9 Bonacic Dusan (WS)
----	----	-----------------------	--------------------	----	----	----------------------

Excellent	Total Atts	No Name	Non scoring Skills	Excellent	Total Atts	No Name
<b>66</b>	<b>103</b>	<b>Total Team</b>		<b>70</b>	<b>95</b>	<b>Total Team</b>
19	30	10 Rangel Pedro (S)	<b>Dig</b>	21	27	15 Castillo Sebastian (L)
11	19	15 Martinez Alan Gabriel (L)		13	17	4 Parraguirre Tomas (OP)
<b>31</b>	<b>80</b>	<b>Total Team</b>	<b>Set</b>	<b>29</b>	<b>95</b>	<b>Total Team</b>
31	75	10 Rangel Pedro (S)		29	91	14 Villarreal Soltau Esteban (S)
<b>25</b>	<b>54</b>	<b>Total Team</b>	<b>Reception</b>	<b>37</b>	<b>70</b>	<b>Total Team</b>
12	21	5 Rangel Jesus (L)	<u>Success - Faults</u>	15	22	15 Castillo Sebastian (L)
12	23	11 Barajas Jorge (WS)	<u># Attempts</u>	14	26	9 Bonacic Dusan (WS)

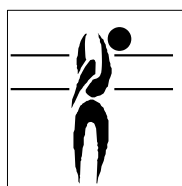

■ Starting line-up    Pts = Points scored    [nn] = Captain  
□ Substitute        Atts = Attempts        L = Libero  
Opp = Opponent





# P-5 VOLLEYBALL • Players ranking by skills

## 2018 Senior Men's NORCECA Panamerican Cup



### Best Scorers

Rk	No	Name	Team	Spike	Block	Serve	Total
1	1	Souza Alan (OP)	BRA	24	4	4	32
2	11	Torres Maurice (OP)	PUR	30	0	1	31
3	5	Scheerhoorn Blake (WS)	CAN	27	1	2	30
4	3	Yang Herrera Marlon (WS)	CUB	23	3	3	29
5	10	Russell Kyle (OP)	USA	21	3	4	28
6	11	Barajas Jorge (WS)	MEX	22	2	3	27
6	13	Sanchez Sequiel (WS)	PUR	25	1	1	27
8	1	Vargas Daniel (OP)	MEX	23	1	1	25
8	18	Lopez Castro Miguel Angel (WS)	CUB	21	3	1	25
8	9	Bonacic Dusan (WS)	CHI	20	5	0	25
8	22	Koppers Brandon (WS)	CAN	16	4	5	25
12	14	Hidalgo Alvaro (WS)	PER	20	3	1	24
12	13	Palacios Ezequiel (WS)	ARG	23	1	0	24
12	6	Duff Justin (MB)	CAN	20	3	1	24
12	11	Parraguirre Vicente (WS)	CHI	18	4	2	24
12	10	Gutierrez Suarez Miguel David (OP)	CUB	18	2	4	24
17	8	Nascimento Leonardo (WS)	BRA	21	1	1	23
17	1	Hurtado Ivan Andres (WS)	COL	20	2	1	23
19	16	Johansen German (OP)	ARG	20	1	1	22
19	6	Stahl Mitchell (MB)	USA	13	7	2	22
21	11	Leonardo Blanco Andy Alexis (OP)	GUA	19	1	1	21
21	1	Morales Steven (MB)	PUR	18	1	2	21
23	7	Romay Dammert Eduardo (OP)	PER	19	0	1	20
23	4	Parraguirre Tomas (OP)	CHI	19	1	0	20
25	2	Lopez Santiago Carlos Fernando (WS)	GUA	17	2	0	19
26	10	Larrahondo Gustavo (OP)	COL	17	0	1	18
27	7	Honorato Henrique Dantas Nóbres (WS)	BRA	12	3	2	17
27	10	Rangel Pedro (S)	MEX	10	5	2	17
27	10	Bruno Nicolas (WS)	ARG	13	2	2	17
30	13	Gualberto Flavio (MB)	BRA	12	4	0	16
30	13	Arnitz Jacob (WS)	USA	14	2	0	16
30	14	Wieczorek David (WS)	USA	11	1	4	16
33	11	Caceres Gomez Jose Miguel (OP)	DOM	14	1	0	15
33	3	Contrera De Los Santo Elvis Dalsires (WS)	DOM	14	0	1	15
33	17	Alonso Arce Roamy Raul (MB)	CUB	9	6	0	15
36	4	Ruiz De La Cruz Gonzalo (WS)	MEX	12	1	1	14
36	9	Osoria Rodriguez Livan (MB)	CUB	12	2	0	14
36	1	Guerra Uteau Simon (MB)	CHI	11	3	0	14
36	8	Mejia Leandro (MB)	COL	10	3	1	14
36	15	Rodriguez Jonathan (MB)	PUR	12	1	1	14
41	8	Lopez Capellan Henry Antonio (WS)	DOM	12	1	0	13
41	15	Paulino Paulino Richi (MB)	DOM	12	1	0	13
41	17	Alomia Angulo Carlos Edison (WS)	COL	12	1	0	13
41	2	Jarman Price (MB)	USA	9	4	0	13
41	12	Gallego Joaquin (MB)	ARG	9	3	1	13
41	7	Demyanenko Danny (MB)	CAN	7	2	4	13
41	10	Cruz Lozada Ezequiel (OP)	PUR	13	0	0	13
48	5	Santos Leandro (MB)	BRA	6	4	2	12
48	12	Herrera Jaime Jesus (OP)	CUB	11	0	1	12
48	11	Fernandez Gaston (MB)	ARG	11	0	1	12
<b>Total tournament</b>				<b>992</b>	<b>155</b>	<b>74</b>	<b>1,221</b>





# P-5 VOLLEYBALL • Players ranking by skills

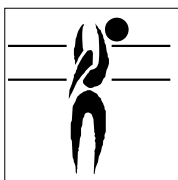
## 2018 Senior Men's NORCECA Panamerican Cup



### Best Spikers

Limit: 15.00%

Rk	No	Name	Team	Spikes	Faults	Shots	Total Attempts	Succ. %
1	6	Duff Justin (MB)	CAN	20	1	4	25	80.00
2	13	Palacios Ezequiel (WS)	ARG	23	2	10	35	65.71
3	8	Nascimento Leonardo (WS)	BRA	21	1	11	33	63.64
4	1	Souza Alan (OP)	BRA	24	1	14	39	61.54
5	14	Hidalgo Alvaro (WS)	PER	20	3	11	34	58.82
6	18	Lopez Castro Miguel Angel (WS)	CUB	21	6	10	37	56.76
7	3	Yang Herrera Marlon (WS)	CUB	23	2	17	42	54.76
8	1	Hurtado Ivan Andres (WS)	COL	20	5	12	37	54.05
9	10	Larrahondo Gustavo (OP)	COL	17	6	9	32	53.13
10	5	Scheerhoorn Blake (WS)	CAN	27	9	15	51	52.94
<b>Total Tournament</b>				992	309	828	2,129	46.59



### Best Blockers

Rk	No	Name	Team	Kill Blocks	Faults	Rebounds	Total Attempts	Avg. by set
1	6	Stahl Mitchell (MB)	USA	7	10	9	26	1.00
1	15	Zerba Nicolas (MB)	ARG	7	5	1	13	1.00
3	17	Alonso Arce Roamy Raul (MB)	CUB	6	8	4	18	0.86
4	10	Rangel Pedro (S)	MEX	5	4	6	15	0.83
5	9	Bonacic Dusan (WS)	CHI	5	11	4	20	0.71
6	5	Santos Leandro (MB)	BRA	4	4	3	11	0.67
7	1	Souza Alan (OP)	BRA	4	8	6	18	0.67
8	12	Martinez Jose (MB)	MEX	4	11	9	24	0.67
9	13	Gualberto Flavio (MB)	BRA	4	17	10	31	0.67
10	11	Parraguirre Vicente (WS)	CHI	4	12	12	28	0.57
<b>Total Tournament</b>				155	644	481	1,280	3.88



### Best Servers

Rk	No	Name	Team	Aces	Faults	Serve Hits	Total Attempts	Avg. by set
1	22	Koppers Brandon (WS)	CAN	5	7	19	31	0.71
2	1	Souza Alan (OP)	BRA	4	1	31	36	0.67
3	10	Russell Kyle (OP)	USA	4	6	17	27	0.57
4	14	Wieczorek David (WS)	USA	4	7	18	29	0.57
5	7	Demyanenko Danny (MB)	CAN	4	7	16	27	0.57
6	10	Gutierrez Suarez Miguel David (OP)	CUB	4	7	14	25	0.57
7	11	Barajas Jorge (WS)	MEX	3	2	32	37	0.50
8	3	Yang Herrera Marlon (WS)	CUB	3	6	15	24	0.43
9	10	Rangel Pedro (S)	MEX	2	3	19	24	0.33
10	7	Honorato Henrique Dantas Nóbregue(WS)	BRA	2	3	15	20	0.33
<b>Total Tournament</b>				74	299	1,421	1,794	1.85








# P-5 VOLLEYBALL • Players ranking by skills

## 2018 Senior Men's NORCECA Panamerican Cup




### Best Diggers

Rk	No	Name	Team	Digs	Faults	Receptions	Total Attempts	Avg. by set
1	10	Rangel Pedro (S)	MEX	29	7	6	42	4.83
2	8	Santa Cruz Molina Luis Fernando (L)	GUA	26	12	14	52	4.33
3	15	Castillo Sebastian (L)	CHI	27	8	11	46	3.86
4	19	Dagostino Kyle (L)	USA	20	5	5	30	2.86
5	4	Parraguirre Tomas (OP)	CHI	20	8	4	32	2.86
6	15	Martinez Alan Gabriel (L)	MEX	17	6	7	30	2.83
7	10	Bruno Nicolas (WS)	ARG	19	8	4	31	2.71
8	4	Ruiz De La Cruz Gonzalo (WS)	MEX	15	3	5	23	2.50
9	11	Parraguirre Vicente (WS)	CHI	16	7	5	28	2.29
10	4	Del Valle Dennis (L)	PUR	18	7	5	30	2.25
<b>Total Tournament</b>				725	426	474	1,625	18.13



### Best Setters

Rk	No	Name	Team	Running Sets	Faults	Still Sets	Total Attempts	Avg. by set
1	10	Rangel Pedro (S)	MEX	69	1	70	140	11.50
2	14	Goide Arredondo Adrian Eduardo (S)	CUB	63	2	81	146	9.00
3	14	Villarreal Soltau Esteban (S)	CHI	59	1	124	184	8.43
4	1	Sanchez Matias (S)	ARG	55	1	73	129	7.86
5	11	Pontes Veloso Thiago (S)	BRA	47	1	54	102	7.83
6	6	Perez Angel (S)	PUR	59	1	94	154	7.38
7	5	Shaw James (S)	USA	50	-	80	130	7.14
8	21	Walsh Brett James (S)	CAN	50	2	72	124	7.14
9	12	Arredondo Severino Francisco Argelis (S)	DOM	37	-	77	114	6.17
10	17	Gonzalez Paz Gerardo Antonio (S)	GUA	32	2	91	125	5.33
<b>Total Tournament</b>				623	20	1,208	1,851	15.58



### Best Receivers

Limit: 20.00%


Rk	No	Name	Team	Excellents	Faults	Serve Receptions	Total Attempts	Eff. %
1	7	Garcia Alvarez Yonder Roman (L)	CUB	21	-	7	28	75.00
2	12	Guerrero Julian (L)	COL	27	-	11	38	71.05
3	4	Carvalho Filho Rogério Batista De(L)	BRA	22	1	7	30	70.00
4	24	Cabrera Rivera Arnel (L)	PUR	29	-	17	46	63.04
5	3	Yang Herrera Marlon (WS)	CUB	32	3	12	47	61.70
6	13	Palacios Ezequiel (WS)	ARG	17	-	11	28	60.71
7	19	Dagostino Kyle (L)	USA	29	2	14	45	60.00
8	15	Castillo Sebastian (L)	CHI	23	2	10	35	60.00
9	11	Barajas Jorge (WS)	MEX	25	1	15	41	58.54
10	5	Rangel Jesus (L)	MEX	26	1	16	43	58.14
<b>Total Tournament</b>				709	89	693	1,491	41.58





# P-5 VOLLEYBALL • Players ranking by skills

## 2018 Senior Men's NORCECA Panamerican Cup



### Best Liberos

Rk	No	Name	Team	Excellents	Faults	In play	Total attempts	Avg. by set
1	15	Castillo Sebastian (L)	CHI	50	10	21	81	7.14
2	24	Cabrera Rivera Arnel (L)	PUR	43	3	29	75	5.38
3	4	Carvalho Filho Rogério Batista De(L)	BRA	31	3	13	47	5.17
4	7	Garcia Alvarez Yonder Roman (L)	CUB	31	4	13	48	4.43
5	18	Danani Santiago (L)	ARG	28	4	15	47	4.00
6	11	Nakamatsu Jonathan (L)	PER	23	12	19	54	3.83
7	9	Tolentino Lorenzo Braymer Norbery (L)	DOM	20	11	35	66	3.33
8	15	Martinez Alan Gabriel (L)	MEX	17	6	7	30	2.83
9	3	Diaz Juan Pablo (L)	COL	10	1	6	17	1.43
10	12	Pineda Lopez Tirso Ivan (L)	GUA	5	2		7	0.83








# P-6 VOLLEYBALL • Teams ranking by skills

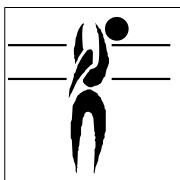
## 2018 Senior Men's NORCECA Panamerican Cup



### Best Spikers

Limit: 15.00%

Rk	Team	Spikes	Faults	Shots	Total Attempts	Succ. %
1	BRA BRAZIL	84	10	50	144	58.33
2	CUB CUBA	102	24	56	182	56.04
3	ARG ARGENTINA	100	23	62	185	54.05
4	CAN CANADA	89	19	57	165	53.94
5	PUR PUERTO RICO	109	28	80	217	50.23
6	USA UNITED STATES	87	26	72	185	47.03
7	COL COLOMBIA	73	29	58	160	45.63
8	PER PERU	64	26	55	145	44.14
9	DOM DOMINICAN REPUBLIC	64	27	61	152	42.11
10	MEX MEXICO	80	26	100	206	38.83
11	GUA GUATEMALA	59	32	70	161	36.65
12	CHI CHILE	81	39	107	227	35.68
<b>Total Tournament</b>		992	309	828	2,129	46.59



### Best Blockers

Rk	Team	Kill Blocks	Faults	Rebounds	Total Attempts	Avg. by set
1	CUB CUBA	21	53	42	116	3.00
2	MEX MEXICO	17	48	51	116	2.83
2	BRA BRAZIL	17	49	24	90	2.83
4	USA UNITED STATES	18	54	29	101	2.57
5	CHI CHILE	17	62	51	130	2.43
6	CAN CANADA	15	44	49	108	2.14
6	ARG ARGENTINA	15	55	42	112	2.14
8	COL COLOMBIA	14	71	35	120	2.00
9	PER PERU	8	53	31	92	1.33
10	GUA GUATEMALA	6	38	35	79	1.00
11	PUR PUERTO RICO	4	59	51	114	0.50
11	DOM DOMINICAN REPUBLIC	3	58	41	102	0.50
<b>Total Tournament</b>		155	644	481	1,280	3.88






# P-6 VOLLEYBALL • Teams ranking by skills

## 2018 Senior Men's NORCECA Panamerican Cup



### Best Servers

Rk	Team	Aces	Faults	Serve Hits	Total Attempts	Avg. by set
1	CAN CANADA	12	34	125	171	1.71
2	USA UNITED STATES	11	38	110	159	1.57
3	BRA BRAZIL	9	25	115	149	1.50
4	CUB CUBA	9	25	129	163	1.29
5	MEX MEXICO	7	17	126	150	1.17
6	ARG ARGENTINA	6	22	148	176	0.86
7	CHI CHILE	5	18	125	148	0.71
8	PER PERU	4	18	97	119	0.67
9	PUR PUERTO RICO	5	34	148	187	0.63
10	COL COLOMBIA	3	30	110	143	0.43
11	DOM DOMINICAN REPUBLIC	2	21	92	115	0.33
12	GUA GUATEMALA	1	17	96	114	0.17
<b>Total Tournament</b>		74	299	1,421	1,794	1.85



### Best Diggers

Rk	Team	Digs	Faults	Receptions	Total Attempts	Avg. by set
1	MEX MEXICO	105	29	35	169	17.50
2	CHI CHILE	102	41	49	192	14.57
3	ARG ARGENTINA	82	40	21	143	11.71
4	PUR PUERTO RICO	77	56	49	182	9.63
5	GUA GUATEMALA	52	50	37	139	8.67
6	USA UNITED STATES	60	33	27	120	8.57
7	CUB CUBA	52	20	37	109	7.43
8	BRA BRAZIL	44	19	42	105	7.33
9	CAN CANADA	51	37	34	122	7.29
10	COL COLOMBIA	41	29	60	130	5.86
11	PER PERU	30	39	49	118	5.00
12	DOM DOMINICAN REPUBLIC	29	33	34	96	4.83
<b>Total Tournament</b>		725	426	474	1,625	18.13





# P-6 VOLLEYBALL • Teams ranking by skills

## 2018 Senior Men's NORCECA Panamerican Cup



### Best Setters

Rk	Team	Running Sets	Faults	Still Sets	Total Attempts	Avg. by set
1	MEX MEXICO	70	1	81	152	11.67
2	CUB CUBA	69	3	96	168	9.86
3	ARG ARGENTINA	66	1	101	168	9.43
4	CHI CHILE	60	1	134	195	8.57
5	BRA BRAZIL	51	2	71	124	8.50
6	PUR PUERTO RICO	64	1	117	182	8.00
7	USA UNITED STATES	55	-	106	161	7.86
8	CAN CANADA	54	4	91	149	7.71
9	DOM DOMINICAN REPUBLIC	39	-	94	133	6.50
10	GUA GUATEMALA	35	2	108	145	5.83
11	PER PERU	28	3	98	129	4.67
12	COL COLOMBIA	32	2	111	145	4.57
<b>Total Tournament</b>		623	20	1,208	1,851	15.58



### Best Receivers

Limit: 20.00%

Rk	Team	Excellents	Faults	Serve Receptions	Total Attempts	Eff. %
1	CUB CUBA	74	4	36	114	61.40
2	ARG ARGENTINA	65	4	49	118	51.69
3	MEX MEXICO	60	3	49	112	50.89
4	CHI CHILE	78	6	64	148	48.65
5	USA UNITED STATES	69	6	60	135	46.67
6	BRA BRAZIL	44	3	42	89	46.07
7	CAN CANADA	56	3	58	117	45.30
8	PUR PUERTO RICO	70	8	75	153	40.52
9	COL COLOMBIA	62	13	65	140	35.00
10	GUA GUATEMALA	56	15	53	124	33.06
11	PER PERU	42	12	67	121	24.79
12	DOM DOMINICAN REPUBLIC	33	12	75	120	17.50
<b>Total Tournament</b>		709	89	693	1,491	41.58



## Pool C to resume in dramatic fashion at Men's Pan Am Cup

CORDOBA, Mexico, August 29, 2018. - Pool C will resume in dramatic fashion at the thirteenth Men's Pan American Cup, as Puerto Rico dominated United States evening their win-loss record (1-1) at the Arena Cordoba in Cordoba, Mexico.

Puerto Rico (1-1) will meet Peru (0-2) while United States (1-1) will face unbeaten Argentina (2-0) in pool C finishing pool-play matches. Pool A will be decided between Mexico and Cuba, while Canada faces Brazil for pool B top position.

The top two ranked pool winners will advance directly to the semifinals and the lowest ranked will join the second placed teams in quarterfinals.

### **Cuba 3, Guatemala 0**

Cuba swept Guatemala 3-0 (25-16, 25-13, 25-16) in pool A. Cuba stands with 2-0 win-loss record after easily defeating Guatemala that drops to 0-2 record in pool A. Cuba will finish pool-play against Mexico and Guatemala facing Chile on day three of the event. Cuba's attacking offense kept Guatemala under control with sizeable 45-23 margin. Cuba also led in blocks (9-1) and in aces (3-1), while Guatemala committed fewer errors (14-20). Wing spiker Marlon Yang led Cuba with 18 points on 13 kills, 2 blocks and 3 aces, joined by opposite player Miguel Gutiérrez with 10 points on 7 kills and 3 aces. Guatemala's top scorers were Carlos Lopez with 8 points and Wagner Chacon with 5 points.

### **Brazil 3, Colombia 0**

Brazil remains unbeaten in pool B after defeating Colombia in straight sets 3-0 (27-25, 25-17, 25-12). Brazil completed day two of the event that grants five spots to the Lima Pan American Games next year, with unbeaten 2-0 record while having a rough start against Colombia who is yet to know victory (0-2). Brazil controlled the actions on 41-34 advantage in kills, 6-3 margin in the blocking and 6-1 in aces, while committing 16 unforced errors. Colombia finished with 24 errors. Opposite player Alan Souza of Brazil led all scorers with 18 points on 12 kills, 3 blocks and 3 aces. Wing spiker Dantas Honorato and middle blocker Flavio Gualberto registered 10 points each contributing in Brazil's victory. Wing spiker Andres Hurtado scored 11 points on 10 kills and one block for Colombia. Pool-play resumes on Thursday with Brazil facing Canada and Colombia against Dominican Republic.

### **Argentina 3, Peru 0**

Argentina defeated Peru 3-0 (25-20, 25-22, 25-15) for their second win in pool C. Argentina used all their players to improve their win-loss record to a 2-0 mark and is ready to finish pool-play against United States on Thursday. Peru remains win-less and will close pool C against Puerto Rico. Argentina prevailed on 43-33 margin in kills and a slim 7-6 margin in blocks; Peru did better in aces with 3-1 advantage. Argentina scored on 24 opponent errors while limiting to 15 points their own. Argentina used a balanced attacking offense between German Johansen with 10 points and Nicolas Zerba, Joaquin Gallego and Alejandro Toro who tallied 7 points apiece. Colombian Alvaro Hidalgo led all attackers with 13 points; Eduardo Romay contributed with 8 points and Benny Bernaola with 7 points.

### **Canada 3, Dominican Republic 0**

Canada beat Dominican Republic 3-0 (25-20, 25-20, 25-16) to face Brazil for pool B top spot. Canada arrives into the last day of pool-play on Thursday, with the same unbeaten 2-0 record as Brazil, who earlier prevailed over Peru. Canada and Brazil will decide pool B winner, while Peru and Dominican Republic will battle to remain in the battle for one of the five tickets for the Pan American Games. Canada had some difficulties in set two, recovering from a three point deficit as Dominican Republic's attackers found their way around Canada's blockers. Canada outblocked Dominican Republic 7-2 and held a comfortable 6-0 margin in aces. The Canadians finished with a small 39-35 advantage in attacks. Canada benefited from Dominican Republic's 24 unforced errors and allowed 19 points on their errors. Wing spiker Brandon Koppers led Canada with 14 points; followed by wing spiker Blake Scheerhoorn with 13 points and middle blocker Justin Duff added 10 points. Henry Lopez with 10 points was the only Dominican with double-figures.

### **Puerto Rico 3, United States 1**

Puerto Rico dominated United States 3-1 (23-25, 25-18, 25-19, 25-21) in pool C. It was a dynamic and tough match, with both squads looking for a better position in pool C which will resume dramatically with Puerto Rico and United States tied with 1-1 win-loss record and Argentina undefeated. Puerto Rico will play to Peru and United States to defending champions Argentina. Puerto Rico was ruthless after losing the first set, performing with a well-structured system against United States' towering 12-2 margin in blocks, but mostly scoring on 41 American unforced errors. Puerto Rico led in kills 51-46, in aces 4-2 and committed 23 errors. Puerto Rico's offence was carried by three important players: wing spiker Sequiel Sanchez with 14 points, including 12 kills and one block, by opposite Maurice Torres with 13 points, including 12 kills and one ace, and by middle blocker Steven Morales with 11 units. United States also balanced their offense between middle blocker Mitchel Stahl with 12 points, followed by 11 points (apiece) by opposite Kyle Russell and wing spiker Jacob Arnitz; also, David Wiczorek chipped in with 10 points.



### **Mexico 3, Chile 0**

Mexico won to Chile 3-0 (25-22, 25-18, 25-19) and remains undefeated in pool A. Mexico kept on the right track to decide top position in pool A while looking forward on qualifying to the Lima Pan American Games. Undefeated Mexico and Cuba will face to resume pool-play, while Chile meets Guatemala for third place. Mexico and Chile engaged in a tight first set with fast moves. Mexico struggled to keep up with Chile by recovering from 0-5 deficit in set two and 4-8 deficit in set three. The host team kept on pushing as the crowd cheered all the way in their straight set victory. Mexico held a 39-33 advantage in kills and 10-9 in blocks; both teams scored on two aces. Mexico committed 15 errors and Chile a total of 24. Wing spiker Jorge Barajas led Mexico with 13 points, on 12 kills and one ace, followed by opposite Daniel Vargas and setter Pedro Rangel who collected 11 points apiece. Chilean Dusan Bonacic led all attackers with 15 points on 11 kills and 4 blocks, while wing spiker Vicente Parraguirre scored 11 points.

### **Grupo C de la Copa Panamericana Masculina se definirá de forma dramática**

CORDOBA, México, 29 de agosto de 2018. – El grupo C de la décima tercera Copa Panamericana se decidirá de forma dramática luego de que Puerto Rico dominara a Estados Unidos para empatar (1-1) en juegos ganados en la Arena Córdoba de Córdoba, México.

Puerto Rico (1-1) se medirá con Perú (0-2) en tanto que Estados Unidos (1-1) enfrentará al equipo invicto de Argentina (2-0) en el grupo C para cerrar la ronda de grupos. El grupo A se decidirá entre México y Cuba, mientras que Canadá se enfrentará a Brasil por el primer lugar del grupo B.

Los dos ganadores de grupo mejor clasificados avanzarán directamente a la ronda semifinal, mientras que el ganador del grupo de menor rango se unirá a los equipos segundos clasificados en los cuartos de final.

### **Cuba 3, Guatemala 0**

Cuba se impuso a Guatemala 3-0 (25-16, 25-13, 25-16) en el grupo A. Cuba tiene un record de 2-0 en juegos ganados luego de vencer a Guatemala que bota su record a 0-2 en el grupo A. En el día tres de competencia, Cuba cerrará la ronda de grupos ante México y Guatemala lo hará frente a Chile. La ofensiva en el ataque cubano mantuvo a Guatemala bajo control con amplia ventaja de 45-23. Cuba también lideró en bloqueos (9-1) y en puntos de servicio (3-1), mientras que Guatemala cometió menos errores (14-20). El atacante Marlon Yang encabezó a Cuba con 18 puntos a través de 13 ataques, 2 bloqueos y 3 puntos de servicio, acompañado por el opuesto Miguel Gutiérrez con 10 puntos a través 7 ataques y 3 puntos de servicio. Los máximos anotadores de Guatemala fueron Carlo López con 8 puntos y Wagner Chacón con 5 puntos.



### **Brasil 3, Colombia 0**

Brasil continua invicto en el grupo B tras derrotar a Colombia en sets corridos 3-0 (27-25, 25-17, 25-12). Brasil completó el segundo día del evento que otorga cinco puestos para los Juegos Panamericanos de Lima el próximo año, de manera invicta con record 2-0 pero no sin antes tener un inicio complicado ante Colombia que todavía no conoce la victoria (0-2). Brasil controló todas las acciones con ventaja 41-34 en ataques, 6-3 en bloqueo y 6-1 en puntos de servicio, en tanto cerró con 16 errores no forzados. Colombia finalizó con 24 errores. El jugador opuesto Alan Souza de Brasil fue el máximo anotador del juego con 18 puntos, a través de 12 ataques, 3 bloqueos y 3 puntos de servicio. El atacante de esquina Dantas Honorato y el central Flavio Gualberto registraron 10 puntos cada uno contribuyendo al triunfo brasileño. El atacante colombiano Andrés Hurtado anotó 11 puntos a través de 10 ataques y un bloqueo. La ronda de grupos termina el jueves con Brasil enfrentándose a Canadá y Colombia a República Dominicana.

### **Argentina 3, Perú 0**

Argentina derrotó a Perú 3-0 (25-20, 25-22, 25-15) para su segundo triunfo en el grupo. Argentina utilizó a todos sus jugadores para mejorar su record de juegos ganados a una marca de 2-0 y está listo para finalizar la ronda de grupos frente a Estados Unidos el jueves. Perú sigue sin triunfos y cerrará el grupo C ante Puerto Rico. Argentina superó en ataques por 43-33 y con una mínima ventaja de 7-6 en bloqueos; Perú fue mejor en puntos de saque por ventaja 3-1. Argentina anotó 24 puntos por errores del rival y limitó los propios a 15. Argentina balanceó su ataque entre German Johansen con 10 puntos y Nicolás Zerba, Joaquín Gallego y Alejandro Toro que aportaron 7 puntos cada uno. El colombiano Alvaro Hidalgo fue el máximo anotador con 13 puntos, Eduardo Romay contribuyó con 8 puntos y Benny Bernaola con 7 puntos.

### **Canada 3, Dominican Republic 0**

Canadá derrotó a República Dominicana 3-0 (25-20, 25-20, 25-16) para enfrentarse a Brasil por el primer lugar del grupo B. Canadá llega al último día de la ronda de grupos con el mismo record invicto de 2-0 que Brasil, quienes previamente derrotaron a Perú. Canadá y Brasil decidirán el primer lugar del grupo B, en tanto que Perú y República Dominicana batallaran por mantenerse en la contienda de uno de los cinco boletos para los Juegos Panamericanos. Canadá tuvo dificultades en el segundo set, recuperándose de un déficit de tres puntos que los atacantes dominicanos habían alcanzado evadiendo el bloqueo de Canadá. Canadá superó a República Dominicana con ventaja de 7-2 en el bloqueo y 6-0 en puntos de servicio. Los canadienses finalizaron con una pequeña ventaja de 39-35 en el ataque. Canadá se benefició de 24 errores dominicanos, permitiendo 18 puntos de sus propios errores. El atacante Brandon Kopper lideró a Canadá con 14 puntos; seguido por el atacante Blake Scheerhoorn con 13 puntos y el central Justin Duff sumó 10 puntos. Henry López con 10 puntos fue el único con dígitos dobles de República Dominicana.

### **Puerto Rico 3, Estados Unidos 1**

Puerto Rico dominó a Estados Unidos 3-1 (23-25, 25-18, 25-19, 25-21) en el grupo C. Fue un duelo dinámico y aguerrido por ambas escuadras que buscaban una mejor posición en el grupo C. Será un dramático cierre de la ronda de grupos, con Puerto Rico y Estados Unidos igualando en record de juegos ganados (1-1) y Argentina que marcha invicto. Puerto Rico se medirá con Perú y Estados Unidos al campeón defensor Argentina. Puerto Rico fue implacable tras perder el primer set, mostrando un sistema de juego estructurado ante la enorme pared de Estados Unidos que encabezó la categoría de bloqueo por 12-2, pero principalmente anotando a través de 41 errores no forzados de los americanos. Puerto Rico superó en ataques 51-46, en puntos de saque 4-2 y cometió 23 faltas. La ofensiva boricua fue liderada por tres piezas claves: el atacante de esquina Sequiel Sánchez con 14 puntos, incluyendo 12 de ataque y un bloqueo, por el opuesto Maurice Torres con 13 puntos, incluyendo 12 ataques y un punto de saque, y el central Steven Morales con 11 unidades. Estados Unidos también balanceó su ofensiva entre el central Mitchell Stahl con 12 puntos, seguido por 11 tantos (cada uno) del opuesto Kyle Russell y el atacante Jacob Arnitz; además, David Wieczorek aportó 10 puntos.

### **México 3, Chile 0**

México venció a Chile 3-0 (25-22, 25-18, 25-19) y sigue invicto en el grupo A. México sigue por buen camino para definir la primera posición del grupo A además de clasificar a los Juegos Panamericanos de Lima. México y Cuba, invictos, se enfrentarán por el primer lugar del grupo, mientras que Chile y Guatemala decidirán el tercer lugar. México y Chile se enfrentaron en un apretado primer set con movimientos rápidos. México tuvo dificultad para mantener el paso de Chile, recuperándose de un déficit de 0-5 en el segundo set y de 4-8 en el tercer set. El equipo anfitrión presionó con el apoyo del público para llevarse el triunfo en sets seguidos. México sostuvo una ventaja de 39-33 en ataques y 10-9 en bloqueos; ambos equipos anotaron dos puntos de servicio. México cometió 15 errores y Chile un total de 24. El atacante Jorge Barajas encabezó a México con 13 puntos, a través de 12 ataques y un saque, seguido del opuesto Daniel Vargas y el acomodador Pedro Rangel con 11 puntos cada uno. El chileno Dusan Bonacic fue el máximo anotador con 15 puntos a través de 11 ataques y 4 bloqueos, mientras que el atacante Vicente Parraguirre anotó 11 puntos.