



BARRANQUILLA 2018

XXIII JUEGOS DEPORTIVOS
CENTROAMERICANOS Y DEL CARIBE

Men's / Masculino

Bulletin

4

Barranquilla • Colombia • Lunes 29 de Julio 2018

FIVB

Union
Panamericana
Voleibol

CONFEDERACIÓN
SUDAMERICANA DE VOLEIBOL

molten
For the real game

Mizuno

SPORT
COURT



Calendario y Formato de Competencia Masculina / Men Competition Format and Match Schedule

GROUP-A / HUMBERTO PEREA											updated		
No.	Date	Time	Teams		LIVE SCORE	Set	Result per set (points)					POINTS	TIME
							1	2	3	4	5		
2	28-Jul	17:00	CUBA	vs	VENEZUELA	3-0	25-21	27-25	25-21			77-67	1:27
3	28-Jul	19:00	DOMINICAN REPUBLIC	vs	MEXICO	0-3	24-26	20-25	13-25			57-76	1:34
6	29-Jul	17:00	VENEZUELA	vs	DOMINICAN REPUBLIC	3-2	18-25	25-17	25-23	24-26	15-11	107-102	2:22
7	29-Jul	19:00	CUBA	vs	MEXICO	3-0	25-23	25-18	25-18			75-59	1:29
10	30-Jul	17:00	MEXICO	vs	VENEZUELA	3-1	25-19	18-25	25-22	25-18		93-84	1:59
11	30-Jul	19:00	DOMINICAN REPUBLIC	vs	CUBA	0-3	22-25	12-25	14-25			48-75	1:13

GROUP-B / HUMBERTO PEREA													
No.	Date	Time	Teams		LIVE SCORE	Set	Result per set (points)						
							1	2	3	4	5	POINTS	TIME
1	28-Jul	15:00	PUERTO RICO	vs	GUATEMALA	3-0	25-14	25-16	25-17			75-47	1:19
4	28-Jul	21:00	COLOMBIA	vs	TRINIDAD & TOBAGO	3-2	19-25	25-19	22-25	25-19	15-8	106-96	2:11
5	29-Jul	15:00	TRINIDAD & TOBAGO	vs	PUERTO RICO	0-3	11-25	18-25	19-25			48-75	1:18
8	29-Jul	21:00	COLOMBIA	vs	GUATEMALA	3-0	25-17	25-21	26-24			75-62	1:32
9	30-Jul	15:00	GUATEMALA	vs	TRINIDAD & TOBAGO	3-1	25-22	25-17	22-25	25-22		97-86	1:59
12	30-Jul	21:00	COLOMBIA	vs	PUERTO RICO								

QUATERFINALS - HUMBERTO PEREA													
No.	Date	Time	Teams		LIVE SCORE	Set	Result per set (points)						
							1	2	3	4	5	POINTS	TIME
13	31-Jul	19:00	MEXICO	vs	GUATEMALA	0-0							
14	31-Jul	21:00	COLOMBIA	vs	VENEZUELA	0-0							

CLASSIFICATION 5/8 - HUMBERTO PEREA													
No.	Date	Time	Teams		LIVE SCORE	Set	Result per set (points)						
							1	2	3	4	5	POINTS	TIME
15	1-Aug	15:00	LOSER OF M13* (or M14)	vs	TRINIDAD & TOBAGO	0-0							
16	1-Aug	17:00	LOSER OF M14* (or M13)	vs	DOMINICAN REPUBLIC	0-0							

SEMIFINALS - HUMBERTO PEREA													
No.	Date	Time	Teams		LIVE SCORE	Set	Result per set (points)						
							1	2	3	4	5	POINTS	TIME
17	1-Aug	19:00	WINNER OF M13* (OR M14)	vs	PUERTO RICO	0-0							
18	1-Aug	21:00	WINNER OF M14* (OR M13)	vs	CUBA	0-0							

FINAL CLASSIFICATION 7/8 - HUMBERTO PEREA													
No.	Date	Time	Teams		LIVE SCORE	Set	Result per set (points)						
							1	2	3	4	5	POINTS	TIME
19	2-Aug	12:00	LOSER OF M15	vs	LOSER OF M16	0-0							

FINAL CLASSIFICATION 5/6 - HUMBERTO PEREA													
No.	Date	Time	Teams		LIVE SCORE	Set	Result per set (points)						
							1	2	3	4	5	POINTS	TIME
20	2-Aug	14:00	WINNER OF M15	vs	WINNER OF M16	0-0							

FINAL CLASSIFICATION 3/4 - HUMBERTO PEREA													
No.	Date	Time	Teams		LIVE SCORE	Set	Result per set (points)						
							1	2	3	4	5	POINTS	TIME
21	2-Aug	16:00	LOSER OF M17	vs	LOSER OF M18	0-0							

FINALS 1/2 - HUMBERTO PEREA													
No.	Date	Time	Teams		LIVE SCORE	Set	Result per set (points)						
							1	2	3	4	5	POINTS	TIME
22	2-Aug	18:00	WINNER OF M17	vs	WINNER OF M18	0-0							

*NOTE1: For the Classification, Quarterfinal and Semifinal Rounds, according to the FIVB General Competition Regulations, it must be avoided that teams from the same group play each other.

Semifinal Rounds, if three teams from the same group qualify, the match between highest ranked team and lowest ranked team of their Preliminary Round will be repeated.

*NOTE3: Loser of M14 = Loser of Match #14, etc.

Handwritten signature






BARRANQUILLA 2018

XXIII JUEGOS DEPORTIVOS
CENTROAMERICANOS Y DEL CARIBE

MASCULINO - CALENDARIO DE ENTRENAMIENTOS

Día / Day	Hora / Time	Competition Venue - Coliseo Humberto Perea	Hora / Time	Training Court 1 - Coliseo Humberto Perea	Training Court 2 - Coliseo Humberto Perea
31-Jul-18	10:30	CUB 1ST A (OFF)	9:00	MEX 2ND A (19:00)	GUA 3RD B (19:00)
	13:30	PUR 1ST B (OFF)	10:30	COL 2ND B (21:00)	VEN 3RD A (21:00)
			12:00	TTO 4TH B (OFF)	DOM 4TH A (OFF)
	19:00	MEX 2ND A VS 3RD B GUA	13:30		
	21:00	COL 2ND B VS 3RD A VEN			
01-ago-18			7:30	LOSER OF M13* (OR M14) (15:00)	TTO 4TH B (15:00)
			9:00	DOM 4TH A (17:00)	LOSER OF M14* (OR M13) (17:00)
			10:30	PUR 1ST B (19:00)	WINNER OF M13* (OR M14) (19:00)
			12:00	WINNER OF M14* (OR M13) (21:00)	CUB 1ST A (21:00)
	15:00	LOSER OF M13* (OR M14) VS 4TH B			
17:00	LOSER OF M14* (OR M13) VS 4TH A				
19:00	WINNER OF M13* (OR M14) VS 1ST B				
21:00	WINNER OF M14* (OR M13) VS 1ST A				
02-ago-18			7:30	Winner of M16 (14:00)	Winner of M15 (14:00)
			9:00	Loser of M17 (16:00)	Loser of M18 (16:00)
			10:30	Winner of M17 (18:00)	Winner of M18 (18:00)
	12:00	Loser of M15 vs Loser of M16			
	14:00	Winner of M15 vs Winner of M16			
16:00	Loser of M17 vs Loser of M18				
18:00	Winner of M17 vs Winner of M18				





BARRANQUILLA 2018

XXIII JUEGOS DEPORTIVOS
CENTROAMERICANOS Y DEL CARIBE

MASCULINO - CALENDARIO DE CALENTAMIENTOS

Día / Day	Hora / Time	Competition Venue - Coliseo Humberto Perea	Hora / Time	Training Court 1 - Coliseo Humberto Perea	Training Court 2 - Coliseo Humberto Perea
28-jul-18	07:30		13:30	PUR (15:00)	GUA (15:00)
	09:00		15:30	CUB (17:00)	VEN (17:00)
	10:30		17:30	DOM (19:00)	MEX (19:00)
	12:00		19:30	COL (21:00)	TTO (21:00)
	15:00	PUR VS GUA			
	17:00	CUB VS VEN			
	19:00	DOM VS MEX			
21:00	COL VS TTO				
29-jul-18	07:30		13:30	TTO (15:00)	PUR (15:00)
	09:00		15:30	VEN (17:00)	DOM (17:00)
	10:30		17:30	CUB (19:00)	MEX (19:00)
	12:00		19:30	COL (21:00)	GUA (21:00)
	15:00	TTO VS PUR			
	17:00	VEN VS DOM			
	19:00	CUB VS MEX			
21:00	COL VS GUA				
30-jul-18	07:30		13:30	GUA (15:00)	TTO (15:00)
	09:00		15:30	MEX (17:00)	VEN (17:00)
	10:30		17:30	DOM (19:00)	CUB (19:00)
	12:00		19:30	COL (21:00)	PUR (21:00)
	15:00	GUA VS TTO			
	17:00	MEX VS VEN			
	19:00	DOM VS CUB			
21:00	COL VS PUR				
31-jul-18	09:00		17:30	MEX 2ND A (19:00)	GUA 3RD B (19:00)
	10:30		19:30	COL 2ND B (21:00)	VEN 3RD A (21:00)
	19:00	MEX 2ND A VS 3RD B			
21:00	COL 2ND B VS 3RD A				
01-ago-18			13:30	LOSER OF M13* (OR M14) (15:00)	TTO 4TH B (15:00)
			15:30	DOM 4TH A (17:00)	LOSER OF M14* (OR M13) (17:00)
			17:30	PUR 1ST B (19:00)	WINNER OF M13* (OR M14) (19:00)
			19:30	WINNER OF M14* (OR M13) (21:00)	CUB 1ST A (21:00)
	15:00	LOSER OF M13* (OR M14) VS 4TH B			
17:00	LOSER OF M14* (OR M13) VS 4TH A				
19:00	WINNER OF M13* (OR M14) VS 1ST B				
21:00	WINNER OF M14* (OR M13) VS 1ST A				
02-ago-18			10:30	Loser of M15 (12:00)	Loser of M16 (12:00)
			12:30	Winner of M16 (14:00)	Winner of M15 (14:00)
			14:30	Loser of M17 (16:00)	Loser of M18 (16:00)
			16:30	Winner of M17 (18:00)	Winner of M18 (18:00)
	12:00	Loser of M15 vs Loser of M16			
14:00	Winner of M15 vs Winner of M16				
16:00	Loser of M17 vs Loser of M18				
18:00	Winner of M17 vs Winner of M18				

NORCECA
Volleyball Confederation
Presidency

MATCHES RESULTS

Pool A

No	Date	Teams	Set	Result per set (points)					Total Points	Duration	Spectators
				1	2	3	4	5			
2	28-Jul-2018	CUB - VEN	3-0	25-21	27-25	25-21			77-67	1:27	1500
3	28-Jul-2018	DOM - MEX	0-3	24-26	20-25	13-25			57-76	1:34	1500
6	29-Jul-2018	VEN - DOM	3-2	18-25	25-17	25-23	24-26	15-11	107-102	2:22	1000
7	29-Jul-2018	CUB - MEX	3-0	25-23	25-18	25-18			75-59	1:29	2000
10	30-Jul-2018	MEX - VEN	3-1	25-19	18-25	25-22	25-18		93-84	1:59	2500
11	30-Jul-2018	DOM - CUB	0-3	22-25	12-25	14-25			48-75	1:13	2500

Pool B

No	Date	Teams	Set	Result per set (points)					Total Points	Duration	Spectators
				1	2	3	4	5			
1	28-Jul-2018	PUR - GUA	3-0	25-14	25-16	25-17			75-47	1:19	800
4	28-Jul-2018	COL - TTO	3-2	19-25	25-19	22-25	25-19	15-8	106-96	2:11	2000
5	29-Jul-2018	TTO - PUR	0-3	11-25	18-25	19-25			48-75	1:18	1500
8	29-Jul-2018	COL - GUA	3-0	25-17	25-21	26-24			76-62	1:32	2000
9	30-Jul-2018	GUA - TTO	3-1	25-22	25-17	22-25	25-22		97-86	1:59	500
12	30-Jul-2018	COL - PUR	0-3	17-25	24-26	20-25			61-76	1:32	3000

Quarterfinals

No	Date	Teams	Set	Result per set (points)					Total Points	Duration	Spectators
				1	2	3	4	5			
13	31-Jul-2018	MEX - GUA									
14	31-Jul-2018	COL - VEN									

TEAM RANKING

Pool A

Rk	Code	Team	Matches				Pts	Results details							Sets			Points		
			W	L	T			3-0	3-1	3-2	2-3	1-3	0-3	W	L	Ratio	W	L	Ratio	
1	CUB	Cuba	3	0	3	15	3	0	0	0	0	0	9	0	MAX	227	174	1.304		
2	MEX	Mexico	2	1	3	9	1	1	0	0	0	1	6	4	1.500	228	216	1.055		
3	VEN	Venezuela	1	2	3	4	0	0	1	0	1	1	4	8	0.500	258	272	0.948		
4	DOM	Dominican Republic	0	3	3	2	0	0	0	1	0	2	2	9	0.222	207	258	0.802		

Pool B

Rk	Code	Team	Matches				Pts	Results details							Sets			Points		
			W	L	T			3-0	3-1	3-2	2-3	1-3	0-3	W	L	Ratio	W	L	Ratio	
1	PUR	Puerto Rico	3	0	3	15	3	0	0	0	0	0	9	0	MAX	226	156	1.448		
2	COL	Colombia	2	1	3	8	1	0	1	0	0	1	6	5	1.200	243	234	1.038		
3	GUA	Guatemala	1	2	3	4	0	1	0	0	0	2	3	7	0.428	206	237	0.869		
4	TTO	Trinidad and Tobago	0	3	3	3	0	0	0	1	1	1	3	9	0.333	230	278	0.827		



P-2 VOLLEYBALL • Match result



XXIII Juegos Centro Americanos y del Caribe 2018
Group B Preliminary Round

Match: 9 **Date:** 30/07/2018 **Spectators:** 500
City: Barranquilla
Hall: Coliseo Humberto Perea
Match duration: **Start:** 15:00 **End:** 16:59 **Total:** 1:59

Teams	Sets	1	2	3	4	5	Total
GUA	3	25	25	22	25		97
TRI	1	22	17	25	22		86
Set duration		0:30	0:24	0:28	0:28		1:50

Referees: ROA, Pedro (VEN) & CASTRO, Omar (COL)

GUA • Guatemala		1	2	3	4	5	Pts
1	Nery Jeyson (WS)	■	■	■	■		13
2	Lopez Carlos (WS)	■	■	■			12
3	Chacon Wagner (WS)	■	■	■	■		13
4	Menendez Axel (WS)	□	□	□			
6	Pineda Edras (MB)	□	□	□			
7	Ruano Adan (S)	■	■	■	■		1
8 L	Santa Cruz Luis (L)	L	L	L			
9	Maldonado Edgar (OP)			□	■		4
10	Ralon Diego (S)			□			
11	Mendoza Ricardo (MB)						
12 L	Pineda Tirso (L)			L	L		
13	Colindres Erick (MB)						
14	Chinchilla Brandon (MB)	■	■	■	■		6
15	Aragon Leonel (MB)	■	■	■	■		12

Coach: Reider Lucas Mora (CUB)
Assistant: Luis Fernando CastaÃ (GUA)

TRI • Trinidad & Tobago		1	2	3	4	5	Pts
1	Cockburn-Harris Che (MB)						
3 L	Davidson Marley (L)						
4	Grant Newton (S)			□			
5	Bushe Akim (WS)	■	■	□	□		5
7	Phillip Marlon (WS)	□	□	■	■		3
8	Donald Kameron (S)	■	■	■	■		
10	Hoyte Mikheil (MB)	■	■	■	■		9
11	Stewart Ryan (OP)	■	■	■	■		20
12	Prescott Nicholas (OP)						
14	Honore Marc (MB)	■	■	■	■		18
15 L	Mohammed Joshua (L)	L	L	L	L		
17	Noreiga Nathanael (WS)						
18	Legall Brandon (WS)	■	■	■	■		13
20	Daniel Kwesi (MB)						

Coach: Sean Morrison (TTO)
Assistant: Tobias Ottley (TTO)

TEAMS AND PLAYERS PERFORMANCES

Won Pts	Total Atts	No Name	Scoring Skills	Won Pts	Total Atts	No Name
49	111	Total Team		55	113	Total Team
13	26	1 Nery Jeyson (WS)	Spike	17	29	11 Stewart Ryan (OP)
11	18	2 Lopez Carlos (WS)		13	34	18 Legall Brandon (WS)
7	50	Total Team	Block	12	71	Total Team
3	6	3 Chacon Wagner (WS)		5	23	14 Honore Marc (MB)
2	15	15 Aragon Leonel (MB)		3	13	11 Stewart Ryan (OP)
5	96	Total Team	Serve	1	87	Total Team
1	5	9 Maldonado Edgar (OP)		1	16	14 Honore Marc (MB)
1	18	14 Chinchilla Brandon (MB)				
36		Total Team	Opp. error	18		Total Team
97	257	Total Team	Total	86	271	Total Team

13	34	1 Nery Jeyson (WS)	Best Scorer	20	53	11 Stewart Ryan (OP)
----	----	--------------------	--------------------	----	----	----------------------

Excellent	Total Atts	No Name	Non scoring Skills	Excellent	Total Atts	No Name
22	82	Total Team		23	63	Total Team
6	12	3 Chacon Wagner (WS)	Dig	12	23	15 Mohammed Joshua (L)
4	11	12 Pineda Tirso (L)		3	6	14 Honore Marc (MB)
30	108	Total Team	Set	31	109	Total Team
29	89	7 Ruano Adan (S)		31	102	8 Donald Kameron (S)
35	77	Total Team	Reception	31	84	Total Team
8	20	3 Chacon Wagner (WS)	<u>Success - Faults</u>	9	21	7 Phillip Marlon (WS)
10	25	1 Nery Jeyson (WS)	<u># Attempts</u>	12	32	18 Legall Brandon (WS)

■ Starting line-up Pts = Points scored [nn] = Captain
□ Substitute Atts = Attempts L = Libero
Opp = Opponent





P-2 VOLLEYBALL • Match result

XXIII Juegos Centro Americanos y del Caribe 2018 Group A Preliminary Round



Match: 10 **Date:** 30/07/2018 **Spectators:** 2.500
City: Barranquilla
Hall: Coliseo Humberto Perea
Match duration: **Start:** 17:25 **End:** 19:24 **Total:** 1:59

Teams	Sets	1	2	3	4	5	Total
MEX	3	25	18	25	25		93
VEN	1	19	25	22	18		84
Set duration		0:24	0:26	0:31	0:29		1:50

Referees: PEREZ, Josmer (NOR) & CESPEDES, Denis (DOM)

MEX • Mexico		1	2	3	4	5	Pts
1	Vargas Daniel (OP)	■	■	■	■		18
3	Garay Ridl (OP)						
4	Ruiz De La Cruz Gonzalo (WS)	■	■	■	■		11
5	L Rangel Jesus (L)		L	L			
6	Perales Jesus (S)						
8	Cruz Gabriel (MB)				□		
10	Rangel Pedro (S)	■	■	■	■		6
11	Barajas Jorge (WS)	■	■	■	■		11
12	Martinez Jose (MB)	■	■	■	■		10
14	Martínez Jonathan (MB)	■	■	■	■		8
15	L Martínez Alan (L)		L	L	L	L	
17	Orellana Nestor (OP)			□	□	□	2
20	Duarte Julian (WS)	□	□			□	3
23	Moreno Alejandro (WS)					□	

Coach: Jorge Miguel Azair L (MEX)
Assistant: Adrian Delgado (USA)

VEN • Venezuela		1	2	3	4	5	Pts
1	L Briceno Regulo (L)						
2	Barreto Jhonlenn (WS)		■			□	
4	L Mata Héctor (L)		L	L	L	L	
5	Rodriguez Emerson (OP)	■	■	■	■		15
7	Valencia Edson (MB)	■	■	■	■		7
8	Gomez Jesus (OP)		□				
9	Carrasco Jose (S)	■	■	■	■		2
11	Verdi José (MB)	■	■	■	■		11
15	Arias Luis (OP)	□	□	□	□		1
16	Viloria Paul (MB)						
17	Fayola Ronald (WS)	■	■	■	■		13
18	Quijada Jonathan (MB)						
19	Rivas Willner (WS)	□	■	■	■		13
22	Velasquez Armando (S)		□	□	□		1

Coach: RONAL SARTI (VEN)
Assistant: ANDRES MANZANILLO (VEN)

TEAMS AND PLAYERS PERFORMANCES

Won Pts	Total Atts	No Name	Scoring Skills	Won Pts	Total Atts	No Name
46	97	Total Team		51	116	Total Team
16	36	1 Vargas Daniel (OP)	Spike	11	24	19 Rivas Willner (WS)
11	25	11 Barajas Jorge (WS)		11	27	17 Fayola Ronald (WS)
18	65	Total Team	Block	6	54	Total Team
5	15	14 Martínez Jonathan (MB)		2	11	19 Rivas Willner (WS)
5	11	10 Rangel Pedro (S)		2	4	5 Rodriguez Emerson (OP)
5	92	Total Team	Serve	6	85	Total Team
2	6	17 Orellana Nestor (OP)		2	14	9 Carrasco Jose (S)
1	11	12 Martinez Jose (MB)		2	12	5 Rodriguez Emerson (OP)
24		Total Team	Opp. error	21		Total Team
93	254	Total Team	Total	84	255	Total Team

18	60	1 Vargas Daniel (OP)	Best Scorer	15	42	5 Rodriguez Emerson (OP)
----	----	----------------------	--------------------	----	----	--------------------------

Excellent	Total Atts	No Name	Non scoring Skills	Excellent	Total Atts	No Name
14	71	Total Team		14	74	Total Team
5	19	15 Martinez Alan (L)	Dig	3	5	4 Mata Héctor (L)
4	16	4 Ruiz De La Cruz Gonzalo		3	10	7 Valencia Edson (MB)
37	96	Total Team	Set	41	112	Total Team
36	83	10 Rangel Pedro (S)		35	85	9 Carrasco Jose (S)
40	75	Total Team	Reception	33	80	Total Team
25	37	11 Barajas Jorge (WS)	Success - Faults	16	36	17 Fayola Ronald (WS)
8	18	4 Ruiz De La Cruz Gonzalo	# Attempts	9	21	4 Mata Héctor (L)

■ Starting line-up Pts = Points scored [nn] = Captain
□ Substitute Atts = Attempts L = Libero
Opp = Opponent





P-2 VOLLEYBALL • Match result



XXIII Juegos Centro Americanos y del Caribe 2018
Group A Preliminary Round

Match: 11 **Date:** 30/07/2018 **Spectators:** 2.500
City: Barranquilla
Hall: Coliseo Humberto Perea
Match duration: **Start:** 19:52 **End:** 21:05 **Total:** 1:13

Teams	Sets	1	2	3	4	5	Total
DOM	0	22	12	14			48
CUB	3	25	25	25			75
Set duration		0:24	0:21	0:22			1:07

Referees: MALDONADO, Walda (GUA) & ORTIZ, Héctor (PUR)

DOM • Dominican Republic		1	2	3	4	5	Pts
1	Tapia Henry (OP)	■	■	■			16
3	Contrera Elvis (WS)	■	■				2
4	Hernandez Wilfrido (WS)	■	■				4
5	L Mieses Enger (L)	L	L	L			
6	Garcia Pedro (OP)						
7	Frias Mario (MB)	■	■				2
8	Lopez Henry (WS)			□	■		2
9	L Tolentino Braymer (L)	L	L				
10	Abreu Francisco (S)	■					
11	Caceres Jose (OP)	■	■	■			4
12	Arredondo Francisco (S)	□	■	■			
14	Romero Felix (MB)			□	■		1
15	Paulino Richi (MB)						
19	Cruz Hector (WS)	□	■				1

Coach: Jose Gutierrez (VEN)
Assistant: Amaury Martinez (DOM)

CUB • Cuba		1	2	3	4	5	Pts
1	Masso José (MB)					□	
2	Mergarejo Osniel (WS)	■	■	■			8
3	Yant Marlon (WS)	□		□			3
4	Jimenez Javier (WS)			□			1
5	Concepcion Javier (MB)	■	■	■			8
7	L Garcia Yonder (L)	L	L	L			
9	Osoria Livan (MB)	■	■	■			14
10	Gutierrez Miguel (OP)	■	■	■			8
11	Taboada Livan (S)					□	
13	Romero Jose (OP)					□	1
14	Goide Adrian (S)	■	■	■			2
17	Alonso Roamy (MB)	□	□	□			3
18	Lopez Miguel (WS)	■	■	■			8
19	L Salazar Lionnis (L)					L	

Coach: NICOLAS ERNESTO VIVE (CUB)
Assistant: YOSVANY MUNOZ (CUB)

TEAMS AND PLAYERS PERFORMANCES

Won Pts	Total Atts	No Name	Scoring Skills	Won Pts	Total Atts	No Name
30	62	Total Team		33	51	Total Team
16	29	1 Tapia Henry (OP)	Spike	8	12	10 Gutierrez Miguel (OP)
4	8	11 Caceres Jose (OP)		6	12	2 Mergarejo Osniel (WS)
1	29	Total Team	Block	14	42	Total Team
1	5	4 Hernandez Wilfrido (WS)		5	10	9 Osoria Livan (MB)
1	49	Total Team	Serve	3	12	5 Concepcion Javier (MB)
1	7	4 Hernandez Wilfrido (WS)		3	14	Total Team
16		Total Team	Opp. error	19		Total Team
48	140	Total Team	Total	75	167	Total Team

16	41	1 Tapia Henry (OP)	Best Scorer	14	30	9 Osoria Livan (MB)
----	----	--------------------	--------------------	----	----	---------------------

Excellent	Total Atts	No Name	Non scoring Skills	Excellent	Total Atts	No Name
10	24	Total Team		14	33	Total Team
4	6	5 Mieses Enger (L)	Dig	8	12	7 Garcia Yonder (L)
3	4	1 Tapia Henry (OP)		2	2	2 Mergarejo Osniel (WS)
18	62	Total Team	Set	24	47	Total Team
16	50	12 Arredondo Francisco (S)		23	35	14 Goide Adrian (S)
28	63	Total Team	Reception	20	33	Total Team
14	27	4 Hernandez Wilfrido (WS)	Success - Faults	7	9	7 Garcia Yonder (L)
			# Attempts	6	10	18 Lopez Miguel (WS)

■ Starting line-up Pts = Points scored [nn] = Captain
□ Substitute Atts = Attempts L = Libero
Opp = Opponent





P-2 VOLLEYBALL • Match result



XXIII Juegos Centro Americanos y del Caribe 2018 Group B Preliminary Round

Match: 12 **Date:** 30/07/2018 **Spectators:** 3.000
City: Barranquilla
Hall: Coliseo Humberto Perea
Match duration: **Start:** 21:33 **End:** 23:05 **Total:** 1:32

Teams	Sets	1	2	3	4	5	Total
COL	0	17	24	20			61
PUR	3	25	26	25			76
Set duration		0:23	0:33	0:30			1:26

Referees: BORROTO, Ricardo (CUB) & MACIAS, Luis (MEX)

COL • Colombia	1	2	3	4	5	Pts
1 Jimenez Ronald (WS)	■	■	■			9
2 L Garcia Jose (L)	L	L	L			
3 Adonis Herrera (WS)			□	□		1
4 Vinasco Julian (S)				■		2
5 Mendoza Renzo (MB)	■	■	■			5
6 Machacon Humberto (WS)	■	■	■			4
7 Agamez Liberman (OP)	■	■	■			17
8 Mejia Leandro (MB)						
10 Larrahondo Gustavo (OP)						
13 Ambuila Juan (S)	■	■				1
14 Carabali Kevin (MB)	■	■	■			6
15 L Ruiz Victor (L)	L		L			
17 Alomia Carlos (WS)						
18 Renteria David (WS)						

Coach: ELISEO RAMOS RIVAS (COL)
Assistant: ARNALDO LORENZO SEVI (COL)

PUR • Puerto Rico	1	2	3	4	5	Pts
1 Morales Steven (MB)	■	■	■			4
2 Goas Edgardo (S)						
3 Guzman Pablo (WS)			□	■		4
4 L Del Valle Dennis (L)			L	L		
6 Perez Angel (S)	■	■	■			2
8 Rivera Eddie (WS)	■	■				5
10 Cruz Ezequiel (OP)						
11 Torres Maurice (OP)	■	■	■			22
12 Lopez Kevin (WS)						
13 Sánchez Sequiel (WS)	■	■	■			10
15 Rodriguez Jonathan (MB)	■	■				1
16 Burgos Ramon (MB)			□			
17 Colon Jessie (MB)			□	■		2
24 L Cabrera Arnel (L)	L	L	L			

Coach: Oswald Antonetti (PUR)
Assistant: Manuel Acevedo (PUR)

TEAMS AND PLAYERS PERFORMANCES

Won Pts	Total Atts	No Name	Scoring Skills	Won Pts	Total Atts	No Name
41	72	Total Team		34	53	Total Team
16	27	7 Agamez Liberman (OP)	Spike	16	25	11 Torres Maurice (OP)
9	16	1 Jimenez Ronald (WS)		7	14	13 Sánchez Sequiel (WS)
0	31	Total Team	Block	10	32	Total Team
4	62	Total Team		2	2	11 Torres Maurice (OP)
2	5	4 Vinasco Julian (S)	Serve	2	5	17 Colon Jessie (MB)
1	11	14 Carabali Kevin (MB)		6	75	Total Team
16		Total Team	Opp. error	4	19	11 Torres Maurice (OP)
61	165	Total Team	Total	1	11	13 Sánchez Sequiel (WS)
				26		Total Team
				76	160	Total Team

17	40	7 Agamez Liberman (OP)	Best Scorer	22	46	11 Torres Maurice (OP)
----	----	------------------------	--------------------	----	----	------------------------

Excellent	Total Atts	No Name	Non scoring Skills	Excellent	Total Atts	No Name
10	33	Total Team		10	44	Total Team
2	6	2 Garcia Jose (L)	Dig	2	4	17 Colon Jessie (MB)
2	3	5 Mendoza Renzo (MB)		2	4	3 Guzman Pablo (WS)
22	67	Total Team	Set	18	52	Total Team
13	38	13 Ambuila Juan (S)		17	43	6 Perez Angel (S)
33	64	Total Team	Reception	24	46	Total Team
15	20	2 Garcia Jose (L)	Success - Faults	8	12	3 Guzman Pablo (WS)
9	17	6 Machacon Humberto (WS)	# Attempts	6	10	24 Cabrera Arnel (L)

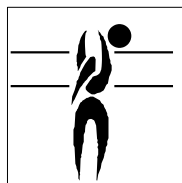
■ Starting line-up Pts = Points scored [nn] = Captain
□ Substitute Atts = Attempts L = Libero
Opp = Opponent





P-5 VOLLEYBALL • Players ranking by skills

XXIII Juegos Centro Americanos y del Caribe 2018



Best Scorers

Rk	No	Name	Team	Spike	Block	Serve	Total
1	7	Agamez Liberman (OP)	COL	41	5	2	48
2	11	Stewart Ryan (OP)	TTO	33	5	3	41
3	18	Legall Brandon (WS)	TTO	40	0	0	40
4	5	Rodriguez Emerson (OP)	VEN	33	2	3	38
5	11	Torres Maurice (OP)	PUR	29	3	5	37
6	2	Mergarejo Osniel (WS)	CUB	31	2	2	35
6	18	Lopez Miguel (WS)	CUB	29	3	3	35
6	10	Gutierrez Miguel (OP)	CUB	29	0	6	35
6	1	Vargas Daniel (OP)	MEX	31	2	2	35
6	4	Ruiz De La Cruz Gonzalo (WS)	MEX	28	6	1	35
6	3	Contrera Elvis (WS)	DOM	31	2	2	35
6	7	Valencia Edson (MB)	VEN	26	7	2	35
13	3	Chacon Wagner (WS)	GUA	26	5	3	34
14	11	Verdi José (MB)	VEN	25	4	1	30
15	17	Fayola Ronald (WS)	VEN	23	4	1	28
16	11	Barajas Jorge (WS)	MEX	26	0	1	27
16	14	Honore Marc (MB)	TTO	19	7	1	27
18	11	Caceres Jose (OP)	DOM	21	3	2	26
19	9	Osoria Livan (MB)	CUB	14	7	4	25
19	4	Hernandez Wilfrido (WS)	DOM	20	1	4	25
19	10	Hoyte Mikheil (MB)	TTO	19	6	0	25
22	2	Lopez Carlos (WS)	GUA	22	1	1	24
22	5	Mendoza Renzo (MB)	COL	19	4	1	24
24	3	Guzman Pablo (WS)	PUR	20	0	3	23
24	13	Sánchez Sequiel (WS)	PUR	18	3	2	23
24	5	Concepcion Javier (MB)	CUB	13	7	3	23
24	1	Tapia Henry (OP)	DOM	22	0	1	23
28	1	Nery Jeyson (WS)	GUA	20	2	0	22
28	14	Martínez Jonathan (MB)	MEX	11	11	0	22
28	19	Rivas Willner (WS)	VEN	20	2	0	22
31	15	Aragon Leonel (MB)	GUA	15	4	2	21
32	6	Machacon Humberto (WS)	COL	17	2	0	19
32	7	Frias Mario (MB)	DOM	14	3	2	19
34	12	Martinez Jose (MB)	MEX	14	3	1	18
35	8	Rivera Eddie (WS)	PUR	8	2	6	16
35	10	Rangel Pedro (S)	MEX	4	9	3	16
35	3	Adonis Herrera (WS)	COL	11	4	1	16
38	5	Bushe Akim (WS)	TTO	10	5	0	15
39	9	Maldonado Edgar (OP)	GUA	10	3	1	14
39	8	Mejia Leandro (MB)	COL	10	4	0	14
41	14	Chinchilla Brandon (MB)	GUA	10	2	1	13
41	1	Jimenez Ronald (WS)	COL	12	1	0	13
43	17	Colon Jessie (MB)	PUR	6	6	0	12
43	2	Barreto Jhonlenn (WS)	VEN	10	0	2	12
45	14	Carabali Kevin (MB)	COL	8	1	2	11
46	1	Morales Steven (MB)	PUR	7	2	1	10
47	12	Lopez Kevin (WS)	PUR	9	0	0	9
47	15	Arias Luis (OP)	VEN	7	1	1	9
49	16	Burgos Ramon (MB)	PUR	5	3	0	8
49	15	Rodriguez Jonathan (MB)	PUR	5	1	2	8
Total tournament				993	183	102	1.278





P-5 VOLLEYBALL • Players ranking by skills

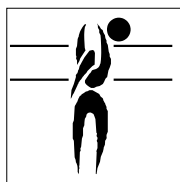
XXIII Juegos Centro Americanos y del Caribe 2018



Best Spikers

Limit: 15.00%

Rk	No	Name	Team	Spikes	Faults	Shots	Total Attempts	Succ. %
1	2	Mergarejo Osniel (WS)	CUB	31	4	11	46	67.39
2	11	Torres Maurice (OP)	PUR	29	3	15	47	61.70
3	18	Lopez Miguel (WS)	CUB	29	6	15	50	58.00
4	4	Ruiz De La Cruz Gonzalo (WS)	MEX	28	6	16	50	56.00
5	7	Agamez Liberman (OP)	COL	41	12	21	74	55.41
6	11	Stewart Ryan (OP)	TTO	33	14	14	61	54.10
7	10	Gutierrez Miguel (OP)	CUB	29	14	13	56	51.79
8	13	Sánchez Sequiel (WS)	PUR	18	2	15	35	51.43
9	3	Contrera Elvis (WS)	DOM	31	15	19	65	47.69
10	18	Legall Brandon (WS)	TTO	40	19	25	84	47.62
Total Tournament				993	346	670	2.009	49.43



Best Blockers

Rk	No	Name	Team	Kill Blocks	Faults	Rebounds	Total Attempts	Avg. by set
1	14	Martínez Jonathan (MB)	MEX	11	18	10	39	1.10
2	10	Rangel Pedro (S)	MEX	9	9	9	27	0.90
3	9	Osoria Livan (MB)	CUB	7	11	9	27	0.78
4	5	Concepcion Javier (MB)	CUB	7	13	4	24	0.78
5	17	Colon Jessie (MB)	PUR	6	9	2	17	0.67
6	4	Ruiz De La Cruz Gonzalo (WS)	MEX	6	3	5	14	0.60
7	14	Honore Marc (MB)	TTO	7	19	17	43	0.58
8	7	Valencia Edson (MB)	VEN	7	16	13	36	0.58
9	10	Hoyte Mikheil (MB)	TTO	6	9	11	26	0.50
10	3	Chacon Wagner (WS)	GUA	5	7	6	18	0.50
Total Tournament				183	488	360	1.031	4.36



Best Servers


Rk	No	Name	Team	Aces	Faults	Serve Hits	Total Attempts	Avg. by set
1	8	Rivera Eddie (WS)	PUR	6	1	14	21	0.67
2	10	Gutierrez Miguel (OP)	CUB	6	7	25	38	0.67
3	11	Torres Maurice (OP)	PUR	5	4	22	31	0.56
4	9	Osoria Livan (MB)	CUB	4	3	32	39	0.44
5	4	Hernandez Wilfrido (WS)	DOM	4	6	30	40	0.36
6	13	Ambuila Juan (S)	COL	4	11	17	32	0.36
7	3	Guzman Pablo (WS)	PUR	3	3	25	31	0.33
8	5	Concepcion Javier (MB)	CUB	3	3	23	29	0.33
9	6	Perez Angel (S)	PUR	3	5	28	36	0.33
10	18	Lopez Miguel (WS)	CUB	3	8	26	37	0.33
Total Tournament				102	297	1.425	1.824	2.43





P-5 VOLLEYBALL • Players ranking by skills

XXIII Juegos Centro Americanos y del Caribe 2018



Best Diggers

Rk	No	Name	Team	Digs	Faults	Receptions	Total Attempts	Avg. by set
1	7	Garcia Yonder (L)	CUB	20	7	6	33	2.22
2	4	Del Valle Dennis (L)	PUR	15	3	4	22	1.67
3	5	Mieses Enger (L)	DOM	18	13	6	37	1.64
4	18	Legall Brandon (WS)	TTO	18	8	5	31	1.50
5	15	Mohammed Joshua (L)	TTO	18	19	15	52	1.50
6	2	Mergarejo Osniel (WS)	CUB	10	4	3	17	1.11
7	17	Fayola Ronald (WS)	VEN	13	13	19	45	1.08
8	4	Mata Héctor (L)	VEN	12	14	15	41	1.00
9	8	Santa Cruz Luis (L)	GUA	10	13	14	37	1.00
10	10	Rangel Pedro (S)	MEX	10	10	6	26	1.00
Total Tournament				406	449	495	1.350	9.67



Best Setters

Rk	No	Name	Team	Running Sets	Faults	Still Sets	Total Attempts	Avg. by set
1	9	Carrasco Jose (S)	VEN	104	3	99	206	8.67
2	10	Rangel Pedro (S)	MEX	85	1	93	179	8.50
3	14	Goide Adrian (S)	CUB	74	2	69	145	8.22
4	13	Ambuila Juan (S)	COL	76	1	89	166	6.91
5	7	Ruano Adan (S)	GUA	64	6	135	205	6.40
6	6	Perez Angel (S)	PUR	57	2	59	118	6.33
7	10	Abreu Francisco (S)	DOM	48	1	109	158	4.36
8	8	Donald Kameron (S)	TTO	52	5	190	247	4.33
9	2	Goas Edgardo (S)	PUR	21	-	34	55	2.33
10	22	Velasquez Armando (S)	VEN	23	-	17	40	1.92
Total Tournament				665	34	1.260	1.959	15.83



Best Receivers

Limit: 20.00%



Rk	No	Name	Team	Excellents	Faults	Serve Receptions	Total Attempts	Eff. %
1	7	Garcia Yonder (L)	CUB	29	-	11	40	72.50
2	2	Garcia Jose (L)	COL	40	1	13	54	72.22
3	3	Guzman Pablo (WS)	PUR	26	1	10	37	67.57
4	6	Machacon Humberto (WS)	COL	29	1	21	51	54.90
5	3	Contrera Elvis (WS)	DOM	38	4	20	62	54.84
6	4	Mata Héctor (L)	VEN	31	4	15	50	54.00
7	3	Adonis Herrera (WS)	COL	34	7	10	51	52.94
8	18	Lopez Miguel (WS)	CUB	22	1	22	45	46.67
9	8	Santa Cruz Luis (L)	GUA	23	3	17	43	46.51
10	11	Barajas Jorge (WS)	MEX	57	12	28	97	46.39
Total Tournament				763	120	640	1.523	42.22





P-5 VOLLEYBALL • Players ranking by skills

XXIII Juegos Centro Americanos y del Caribe 2018



Best Liberos

Rk	No	Name	Team	Excellents	Faults	In play	Total attempts	Avg. by set
1	7	Garcia Yonder (L)	CUB	49	7	17	73	5.44
2	5	Mieses Enger (L)	DOM	48	18	28	94	4.36
3	2	Garcia Jose (L)	COL	47	5	19	71	4.27
4	4	Mata Héctor (L)	VEN	43	18	30	91	3.58
5	15	Mohammed Joshua (L)	TTO	41	25	39	105	3.42
6	8	Santa Cruz Luis (L)	GUA	33	16	31	80	3.30
7	24	Cabrera Arnel (L)	PUR	27	5	9	41	3.00
8	4	Del Valle Dennis (L)	PUR	21	3	7	31	2.33
9	15	Martinez Alan (L)	MEX	22	16	19	57	2.20
10	5	Rangel Jesus (L)	MEX	13	4	4	21	1.30
11	15	Ruiz Víctor (L)	COL	9	9	3	21	0.82
12	12	Pineda Tirso (L)	GUA	6	2	5	13	0.60
13	9	Tolentino Braymer (L)	DOM	3	5	3	11	0.27
14	19	Salazar Lionnis (L)	CUB	1			1	0.11
15	3	Davidson Marley (L)	TTO	1		1	2	0.08
16	1	Briceno Regulo (L)	VEN	1	2		3	0.08





P-6 VOLLEYBALL • Teams ranking by skills

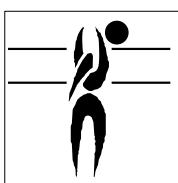
XXIII Juegos Centro Americanos y del Caribe 2018



Best Spikers

Limit: 15.00%

Rk	Team	Spikes	Faults	Shots	Total Attempts	Succ. %
1	CUB Cuba	125	32	52	209	59.81
2	PUR Puerto Rico	114	14	71	199	57.29
3	COL Colombia	131	46	67	244	53.69
4	MEX Mexico	119	30	95	244	48.77
5	TTO Trinidad & Tobago	133	68	76	277	48.01
6	VEN Venezuela	145	54	106	305	47.54
7	DOM Dominican Republic	122	51	91	264	46.21
8	GUA Guatemala	104	51	112	267	38.95
Total Tournament		993	346	670	2.009	49.43



Best Blockers

Rk	Team	Kill Blocks	Faults	Rebounds	Total Attempts	Avg. by set
1	MEX Mexico	33	58	52	143	3.30
2	CUB Cuba	25	60	38	123	2.78
3	PUR Puerto Rico	23	55	28	106	2.56
4	COL Colombia	25	66	37	128	2.27
5	TTO Trinidad & Tobago	23	59	63	145	1.92
6	VEN Venezuela	22	63	70	155	1.83
7	GUA Guatemala	18	64	39	121	1.80
8	DOM Dominican Republic	14	63	33	110	1.27
Total Tournament		183	488	360	1.031	4.36



Best Servers


Rk	Team	Aces	Faults	Serve Hits	Total Attempts	Avg. by set
1	PUR Puerto Rico	22	35	164	221	2.44
2	CUB Cuba	19	31	173	223	2.11
3	GUA Guatemala	11	23	174	208	1.10
4	COL Colombia	12	53	178	243	1.09
5	VEN Venezuela	13	34	212	259	1.08
6	MEX Mexico	10	35	181	226	1.00
6	DOM Dominican Republic	11	48	152	211	1.00
8	TTO Trinidad & Tobago	4	38	191	233	0.33
Total Tournament		102	297	1.425	1.824	2.43





P-6 VOLLEYBALL • Teams ranking by skills

XXIII Juegos Centro Americanos y del Caribe 2018



Best Diggers

Rk	Team	Digs	Faults	Receptions	Total Attempts	Avg. by set
1	CUB Cuba	55	38	37	130	6.11
2	PUR Puerto Rico	50	37	56	143	5.56
3	TTO Trinidad & Tobago	65	69	61	195	5.42
4	MEX Mexico	53	61	40	154	5.30
5	GUA Guatemala	44	59	89	192	4.40
6	VEN Venezuela	52	76	105	233	4.33
7	DOM Dominican Republic	46	63	54	163	4.18
8	COL Colombia	41	46	53	140	3.73
Total Tournament		406	449	495	1.350	9.67



Best Setters

Rk	Team	Running Sets	Faults	Still Sets	Total Attempts	Avg. by set
1	VEN Venezuela	127	5	160	292	10.58
2	MEX Mexico	97	2	135	234	9.70
3	PUR Puerto Rico	80	2	115	197	8.89
3	CUB Cuba	80	4	112	196	8.89
5	COL Colombia	90	4	145	239	8.18
6	GUA Guatemala	70	6	189	265	7.00
7	DOM Dominican Republic	69	3	187	259	6.27
8	TTO Trinidad & Tobago	52	8	217	277	4.33
Total Tournament		665	34	1.260	1.959	15.83



Best Receivers

Limit: 20.00%

Rk	Team	Excellents	Faults	Serve Receptions	Total Attempts	Eff. %
1	PUR Puerto Rico	80	6	48	134	55.22
2	CUB Cuba	77	5	58	140	51.43
3	COL Colombia	110	12	71	193	50.78
4	MEX Mexico	96	19	69	184	41.85
5	VEN Venezuela	111	17	101	229	41.05
6	DOM Dominican Republic	110	21	86	217	41.01
7	GUA Guatemala	85	17	100	202	33.66
8	TTO Trinidad & Tobago	94	23	107	224	31.70
Total Tournament		763	120	640	1.523	42.22





Cuba and Puerto Rico first two semifinalists at Barranquilla CACG

BARRANQUILLA, Colombia, July 30, 2018. - Cuba and Puerto Rico are the first two semifinalists at the men's volleyball tournament of the 2018 Barranquilla XXIII Central American and Caribbean Games at Humberto Perea Coliseum.

Cuba topped pool A after defeating Dominican Republic 3-0 (25-22, 25-12, 25-14) with no setbacks on impressive 14-1 advantage in blocking. While Puerto Rico

In quarterfinals, Mexico faces Guatemala and Colombia meets with Venezuela.

Guatemala 3, Trinidad and Tobago 1

Guatemala moved to the quarterfinals after defeating Trinidad and Tobago 3-1 (25-22, 25-17, 22-25, 25-22). Guatemala finished fourth place in pool B, with 1-2 record and will wait for their opponent in the quarterfinal round after pool A is completed. Guatemala jumped to an early lead in the first set (11-8) that Trinidad and Tobago overcame with a spectacular effort to be in top in the second technical time-out; still Guatemala remained consistent taking the first and second sets. Trinidad and Tobago worked hard, minimizing their scoring errors to extend Guatemala's victory to a fourth set. Guatemala capitalized on numerous and continuous opponent errors (18-36), as Trinidad and Tobago led in kills 55-49 and in blocking 12-7. Guatemala held a 5-1 margin in aces. The Central American team balanced their offense between four players; wing spikers Jeyson Nery and Wagner Chacon led with 13 points each, while middle blocker Leonel Aragon and wing spiker Carlos Lopez collected 12 points apiece. Opposite Ryan Stewart of Trinidad and Tobago scored a match-high of 20 points on 17 kills and 3 blocks, joined by middle blocker Marc Honore with 18 points and wing spiker Randon Legall scored 13 points.

Mexico 3, Venezuela 1

Mexico beat Venezuela 3-1 (25-19, 18-25, 25-22, 25-18) with impressive 18 -6 blocking margin. Mexico earned a second important victory in pool A waiting for the result between Cuba and Dominican Republic to determine their final pool position and quarterfinal crossover. Both teams were cautious as the match developed with a slower rhythm as they normally perform. Despite Venezuela's dominance in the second set to even the actions, Mexico's effective blocking in set four astonished Venezuela, scoring seven consecutive blocking points while Venezuela led by slim 17-16 score. Mexico finished with 18-6 blocking margin. Venezuela led in the other skills, with 51-46 advantage in spikes and 6-5 in aces. Mexico allowed 21 points on errors and Venezuela 24. Mexico and Venezuela used a balanced scoring offense. Opposite Daniel Vargas scored 18 points for Mexico, accompanied by wing spikers Gonzalo Ruiz and Jorge Barajas with 11 points apiece; middle blocker Jose Martinez chipped in with 10 points. Venezuela was led by opposite Emerson Rodriguez with 15 points, wing spikers Ronald Fayola and Willner Rivas who tallied 13 points each and by middle blocker Jose Verdi with 11 points.

Cuba 3, Dominican Republic 0

Cuba topped pool A after defeating Dominican Republic 3-0 (25-22, 25-12, 25-14) advancing into the men's volleyball tournament semifinals. Cuba had no setbacks in their final pool-play match using all their players while storming over defending champions Dominican Republic. Cuba wins pool A with unbeaten 3-0 record and moves into Thursday's semifinals. Cuba's impressive 14-1 advantage in blocking was too much for Dominican Republic. The winners also led with 33-30 attacking margin and 9-1 in aces. Cuba finished with fewer errors (16-19). Only two players scored double-figures, middle blocker Livan Osoria led Cuba with 14 points, including 5 blocks and 3 aces; and Dominican opposite player Henry Tapia scored 16 points all in kills.

Puerto Rico 3, Colombia 0

Puerto Rico won their ticket to semifinals defeating Colombia 3-0 (25-17, 26-24, 25-20) for pool B first place. Puerto Rico amazingly recovered from a 22-24 deficit, taking set two from the home team that struggled to keep their powerful scoring streak. Puerto Rico topped pool B with undefeated 3-0 record and Colombia will play quarterfinals against Venezuela. Puerto Rico's huge 10-0 advantage in blocking stopped Colombia's 41-34 margin in kills. Puerto Rico also led 6-4 in aces and scored on 26 opponent errors, committing 16. Opposite player Maurice Torres led Puerto Rico's offense scoring 22 points on 16 kills, 2 blocks and 4 aces; wing spiker Sequiel Sanchez added 10 points to the winning cause. Liberman Agamez of Colombia scored 17 points including 16 kills.

Cuba y Puerto Rico primeros semifinalistas en JCAC de Barranquilla

BARRANQUILLA, Colombia, 30 de julio de 2018.- Cuba y Puerto Rico son los primeros semifinalistas del torneo de voleibol masculino de los XXIII Juegos Centroamericanos y del Caribe Barranquilla 2018 en el Coliseo Humberto Perea.

Cuba ganó el grupo A luego de derrotar a República Dominicana 3-0 (25-22, 25-12, 25-14) sin contratiempos y con impresionante ventaja de 14-1 en bloqueo. Mientras que Puerto Rico

En cuartos de final se medirán México ante Guatemala y Colombia con Venezuela.

Guatemala 3, Trinidad y Tobago 1

Guatemala avanzó a cuartos de final luego de derrotar a Trinidad y Tobago 3-1 (25-22, 25-17, 22-25, 25-22). Guatemala terminó cuarto lugar del grupo B, con record 1-2 y espera a su rival en la ronda de cuartos de final luego de que se complete el grupo A. Guatemala saltó adelante en el primer set (11-8) que Trinidad y Tobago superó con un espectacular esfuerzo para liderar en el segundo tiempo técnico; aun así Guatemala fue consistente llevándose el primer y segundo sets. Trinidad y Tobago trabajó fuerte, minimizando sus errores para extender la victoria guatemalteca a cuatro sets. Guatemala anotó a través de numerosos y continuos errores rivales (18-36), en tanto Trinidad y Tobago superó en ataques 55-49 y en bloqueo por 12-7. Guatemala cerró con margen 5-1 en puntos de servicio. El equipo centroamericano balanceó su ofensiva entre cuatro jugadores, los atacantes de esquina Jeyson Nery y Wagner Chacón lideraron con 13 puntos cada uno, mientras que el central Leonel Aragón y el atacante de esquina Carlos López recolectaron 12

puntos cada uno. El opuesto Ryan Stewart de Trinidad y Tobago fue el máximo anotador del juego con 20 puntos incluyendo 17 ataques y 3 bloqueos, acompañado por el central Marc Honore con 18 puntos y el atacante de esquina Randon Legall anotó 13 puntos.

México 3, Venezuela 1

México venció a Venezuela 3-1 (25-19, 18-25, 25-22, 25-18) con impresionante margen por 18-6 en bloqueo. México obtuvo un importante segundo triunfo en el grupo A para esperar el resultado entre Cuba y República Dominicana, para definir su posición final y el cruce de la ronda de cuartos de final. Ambos equipos jugaron con cautela y a un ritmo más lento que el acostumbrado. A pesar del total dominio venezolano que empató las acciones en el segundo set, la efectividad de México en el bloqueo sorprendió a Venezuela, tras anotar siete puntos consecutivos por esa categoría cuando Venezuela superaba por una mínima ventaja de 17-16 en el cuarto set. Venezuela superó en las demás categorías, con 51-46 en ataques y 6-5 en puntos de servicio. México otorgó 21 puntos por errores y Venezuela 24. México y Venezuela balancearon su ofensiva. El opuesto Daniel Vargas anotó 18 puntos para México, acompañado por los atacantes de esquina Gonzalo Ruiz y Jorge Barajas con 11 puntos cada uno; el central José Martínez agregó 10 puntos. Venezuela fue encabezado por el opuesto Emerson Rodríguez con 15 puntos, los atacantes de esquina Ronald Fayola y Willner Rivas tuvieron registro de 13 puntos cada uno y el central José Verdi anotó 11 puntos.

Cuba 3, República Dominicana 0

Cuba ganó el grupo A luego de derrotar a República Dominicana 3-0 (25-22, 25-12, 25-14) avanzando a las semifinales. Cuba no tuvo contratiempos en su último juego de la ronda de grupos, utilizando a todos sus elementos superando al campeón defensor República Dominicana. Cuba ganó invicto el grupo A con record 3-0 y jugará la semifinal el jueves. El impresionante bloqueo cubano, con ventaja de 14-1, fue demasiado para República Dominicana. Los ganadores también encabezaron la categoría de ataque por 33-30 y en puntos de servicio por 3-1. Cuba finalizó con menos errores (16-19). Únicamente dos jugadores anotaron dígitos dobles, el central Livan Osoria liderando a Cuba con 14 puntos, incluyendo 5 de bloqueo y 3 de servicio; y el jugador opuesto Henry Tapia de República Dominicana anotó 16 puntos todos de ataque.

Puerto Rico 3, Colombia 0

Puerto Rico ganó su boleto a las semifinales derrotando a Colombia 3-0 (25-17, 26-24, 25-20) como primer lugar del grupo B. Puerto Rico se recuperó de manera espectacular de un déficit de 22-24, arrebatándole el segundo set al equipo de casa que se complicó en mantener su buena racha de anotaciones. Puerto Rico lideró el grupo B de manera invicta con record 3-0 y Colombia jugará cuartos de final frente a Venezuela. La enorme ventaja de 10-0 en bloqueo por parte de Puerto Rico detuvo la ventaja de 41-34 en ataques de Colombia. Puerto Rico también controló el servicio con margen de 6-4 y anotó 26 puntos por errores del rival, cometiendo 16. El jugador opuesto Maurice Torres encabezó la ofensiva de Puerto Rico con 22 anotaciones a través de 16 ataques, 2 bloqueos y 4 servicios; el atacante de esquina Sequiel Sánchez agregó 10 puntos a la causa. Liberman Agamez de Colombia anotó 17 puntos incluyendo 16 ataques.