

XIII Copa Panamericana

oleibol masculino

Córdoba 2018

Del 28 de agosto al 2 de septiembre 2018
Arena Córdoba

Bulletin 4



H. AYUNTAMIENTO
CÓRDOBA
2018 - 2021


XII Copa Panamericana Voleibol Masculino

Veracruz, México • August 26-Sept. 3 2018

molten
For the real games

MIZUNO

SPORT COURT



POR MEDIO DE LA PRESENTE SE LES INFORMA A LOS EQUIPOS PARTICIPANTES QUE EL COMITÉ ORGANIZADOR HA SOLICITADO EL USO DEL HORARIO ESTELAR Y SE JUGARA EL PARTIDO DE

CUB-CAN A LAS 19:00 HRS

MEX-PUR A LAS 21:00

ATENTAMENTE

A large, stylized handwritten signature in black ink, followed by the date "31/8/18" written in a similar style.

COMITÉ DE CONTROL NORCECA

Copa XII Panamericana Voleibol Masculino

Veracruz, México • August 26-Sept. 3 2018



NORCECA

Volleyball Confederation



Calendario y Formato de Competencia / Competition Format and Match Schedule

GROUP-A														
No.	Date	Time	Teams		LIVE SCORE	Set	Result per set (points)					POINTS	TIME	FORMS
							1	2	3	4	5			
2	28-ago	13:00	CHILE	vs	CUBA	1-3	22-25	25-17	19-25	21-25		87-92	1:47	P-2 P-3
6	28-ago	21:00	MEXICO	vs	GUATEMALA	3-0	25-18	25-20	29-27			79-65	1:22	P-2 P-3
7	29-ago	11:00	CUBA	vs	GUATEMALA	3-0	25-16	25-13	25-16			75-45	1:06	P-2 P-3
12	29-ago	21:00	MEXICO	vs	CHILE	3-0	25-22	25-18	25-19			75-59	1:27	P-2 P-3
14	30-ago	13:00	GUATEMALA	vs	CHILE	0-3	18-25	18-25	17-25			53-75	1:09	P-2 P-3
18	30-ago	21:30	MEXICO	vs	CUBA	0-0	25-20	16-25	25-21	12-25	16-18			P-2 P-3

GROUP-B														
No.	Date	Time	Teams		LIVE SCORE	Set	Result per set (points)					POINTS	TIME	FORMS
							1	2	3	4	5			
3	28-ago	15:00	BRAZIL	vs	DOMINICAN REPUBLIC	3-0	25-21	25-19	25-14			75-54	1:11	P-2 P-3
4	28-ago	17:00	CANADA	vs	COLOMBIA	3-1	25-19	23-25	25-22	25-22		99-88	1:48	P-2 P-3
8	29-ago	13:00	COLOMBIA	vs	BRAZIL	0-3	25-27	17-25	12-25			54-77	1:17	P-2 P-3
10	29-ago	17:00	DOMINICAN REPUBLIC	vs	CANADA	0-3	20-25	20-25	16-25			56-75	1:07	P-2 P-3
15	30-ago	15:00	COLOMBIA	vs	DOMINICAN REPUBLIC	0-3	23-25	24-26	25-27			72-78	1:28	P-2 P-3
16	30-ago	17:00	BRAZIL	vs	CANADA	3-0	25-20	25-15	25-23			75-58	1:24	P-2 P-3

GROUP-C														
No.	Date	Time	Teams		LIVE SCORE	Set	Result per set (points)					POINTS	TIME	FORMS
							1	2	3	4	5			
1	28-ago	11:00	UNITED STATES	vs	PERU	3-0	25-21	25-14	26-24			76-59	1:22	P-2 P-3
5	28-ago	19:00	ARGENTINA	vs	PUERTO RICO	3-1	20-25	25-15	33-31	25-17		103-88	1:56	P-2 P-3
9	29-ago	15:00	PERU	vs	ARGENTINA	0-3	20-25	22-25	15-25			57-75	1:11	P-2 P-3
11	29-ago	19:00	PUERTO RICO	vs	UNITED STATES	3-1	23-25	25-18	25-19	25-21		98-83	2:01	P-2 P-3
13	30-ago	11:00	PERU	vs	PUERTO RICO	0-3	17-25	20-25	21-25			58-75	1:15	P-2 P-3
17	30-ago	19:00	UNITED STATES	vs	ARGENTINA	0-3	19-25	21-25	16-25			56-75	1:22	P-2 P-3

CLASSIFICATION 11 /12														
No.	Date	Time	Teams		LIVE SCORE	Set	Result per set (points)					POINTS	TIME	FORMS
							1	2	3	4	5			
19	31-ago	13:00	4* "A" / "B" / "C" (2) PER	vs	4* "A" / "B" / "C" (3) GUA	0-0								P-2 P-3

CLASSIFICATION 7/10														
No.	Date	Time	Teams		LIVE SCORE	Set	Result per set (points)					POINTS	TIME	FORMS
							1	2	3	4	5			
20	31-ago	15:00	3rd "A" / "B" / "C" (1) CHI	vs	4th "A" / "B" / "C" (1) COL	0-0								P-2 P-3
21	31-ago	17:00	3rd "A" / "B" / "C" (3) DOM	vs	3rd "A" / "B" / "C" (2) USA									

QUATERFINALS														
No.	Date	Time	Teams		LIVE SCORE	Set	Result per set (points)					POINTS	TIME	FORMS
							1	2	3	4	5			
22	31-ago	21:00	2nd "A" / "B" / "C" (1) MEX	vs	2nd "A" / "B" / "C" (2) PUR									
23	31-ago	19:00	1st "A" / "B" / "C" (3) CUB	vs	2nd "A" / "B" / "C" (3) CAN									

FINAL CLASSIFICATION 9/10														
No.	Date	Time	Teams		LIVE SCORE	Set	Result per set (points)					POINTS	TIME	FORMS
							1	2	3	4	5			
24	01-sep	15:00	Loser of M20	vs	Loser of M21	0-0								P-2 P-3

FINAL CLASSIFICATION 7/8														
No.	Date	Time	Teams		LIVE SCORE	Set	Result per set (points)					POINTS	TIME	FORMS
							1	2	3	4	5			
25	01-sep	17:00	Winner of M20	vs	Winner of M21	0-0								P-2 P-3

SEMIFINALS														
No.	Date	Time	Teams		LIVE SCORE	Set	Result per set (points)					POINTS	TIME	FORMS
							1	2	3	4	5			
26	01-sep	19:00	1st "A" / "B" / "C" (2) ARG	vs	Winner of M22 or M23	0-0								P-2 P-3
27	01-sep	21:00	1st "A" / "B" / "C" (1) BRA	vs	Winner of M23 or M22	0-0								P-2 P-3

FINAL CLASSIFICATION 5/6														
No.	Date	Time	Teams		LIVE SCORE	Set	Result per set (points)					POINTS	TIME	FORMS
							1	2	3	4	5			
28	02-sep	14:00	Loser of M22	vs	Loser of M23	0-0								P-2 P-3

FINALS														
No.	Date	Time	Teams		LIVE SCORE	Set	Result per set (points)					POINTS	TIME	FORMS
							1	2	3	4	5			
29	02-sep	16:00	Loser of M26	vs	Loser of M27	0-0								P-2 P-3
30	02-sep	18:00	Winner of M26	vs	Winner of M27	0-0								P-2 P-3

*NOTE1: For the Classification, Quarterfinal and Semifinal Rounds, according to the FIVB General Competition Regulations, it must be avoided that teams from the same group play each other.

*NOTE2: According to the established competition format and the FIVB General Regulations, for the Classification, Quarterfinal and Semifinal Rounds, if three teams from the same group qualify, the match between highest ranked team and lowest ranked team of their Preliminary

*NOTE3: Loser of M22 = Loser of Match #22, etc.

Handwritten signature and date: 30/8/18

Copa XII Panamericana Voleibol Masculino

Veracruz, México • August 26-Sept. 3 2018



Día / Day	Hora / Time	Competition Venue - Arena de Cordoba	Hora / Time	Training Court 1 - Gimnasio Unidad y Trabajo	Training Court 2 - Auditorio Antonio Ruiz Galindo, Unidad Deportiva Eliezer Morales	Hora / Time	Training Court 3 - El Mexicano
31-ago-18	09:00	1st A / B / C (2) (OFF) ARG	08:00	3rd "A"/"B"/"C"(1) (15:00) CHI	4th A / B/C(1) (15:00) COL		
	10:30	1st A / B / C (1) (OFF) BRA	09:30	3rd "A"/"B"/"C"(2) (17:00) DOM	3rd A / B / C(3) (17:00) USA	11:00	4th (2) / 4th (3) (WARM UP)
	13:00	4* "A" / "B" / "C" (2) PER vs 4* "A" / "B" / "C" (3) GUA	11:00	2nd A / B / C(1) (19:00) CUB	2nd A / B / C(2) (19:00) CAN	13:00	3rd (1) / 4th (1) (WARM UP)
	15:00	3rd "A"/"B"/"C"(1) CHI vs 4th A / B/C(1) COL	12:30	1st A / B / C (3) (21:00) MEX	2nd A / B / C(3) (21:00) PUR	15:00	3rd (2) / 3rd (3) (WARM UP)
	17:00	3rd "A"/"B"/"C"(2) DOM vs 3rd A / B / C(3) USA				17:00	1st (3) / 2nd (3) (WARM UP)
	19:00	1st A / B / C (3) CUB vs 2nd A / B / C(3) CAN				19:00	2nd (1) / 2nd (2) (WARM UP)
	21:00	2nd A / B / C(1) MEX vs 2nd A / B / C(2) PUR					
01-sep-18			08:00	Loser of M20 (15:00)	Loser of M21 (15:00)		
			09:30	Winner of M20 (17:00)	Winner of M21 (17:00)		
			11:00	1st A / B / C (2) (19:00) ARG	Winner of M22 or M23 (19:00)		
	15:00	Loser of M20 VS Loser of M21	12:30	Winner of M23 or M22 (21:00)	1st A / B / C (1) (21:00) BRA	14:00	L M20 / L M21 (WARM UP)
	17:00	Winner of M20 vs Winner of M21	14:00	Loser of M22 (OFF)	Loser of M23 (OFF)	16:00	W M20 / W M21 (WARM UP)
	19:00	1st A / B / C (2) ARG vs Winner of M22 or M23	15:30			18:00	1st (2) / W M22-23 (WARM UP)
	21:00	1st A / B / C (1) BRA vs Winner of M23 or M22				20:00	1st (1) / W M23-22 (WARM UP)
02-sep-18			08:00	Loser of M22 (17:00)	Loser of M23 (17:00)		
			09:30	Loser of M26 (19:00)	Loser of M27 (19:00)		
			11:00	Winner of M26 (20:00)	Winner of M27 (20:00)		
			12:30			13:00	L M22 / L M23 (WARM UP)
	14:00	Loser of M22 vs Loser of M23				15:00	L M26 / L M27 (WARM UP)
	16:00	Loser of M26 vs Loser of M27				17:00	W M26 / W M27 (WARM UP)
18:00	Winner of M26 vs Winner of M27						

Handwritten signature
31/8/18



FEDERATION
INTERNATIONALE
DE VOLLEYBALL



O-1

UNIFORM COLOURS
Couleur de l'uniforme

CITY:

DATE: TIME:

REGISTERED COLOURS / Couleurs enregistrées :
(ONLY SHIRT COLOUR - seulement la couleur du maillot)

POOL/PHASE:

	GUA ▼	PER ▼	▼	▼	▼	▼	▼
1	WHITE	RED					
2	BLUE LIGHT	BLUE					
3	BLUE	WHITE					

MATCH SCHEDULE
Calendrier des matches

DATE:	No. Match	Team Equipe	
		A	B
31/ago/2018	19	PER	GUA

TEAMS CHOICE (1-2 OR 3)
Choix des équipes (1-2 ou 3)

1st CHOICE 1er Choix		FIVB DECISION LIBERO	
A	B	A	B
		WHITE	BLUE

FIVB DECISION Décision de la FIVB	
A	B
BLUE	WHITE

Handwritten signature and date: *[Signature]* 31/8/18



FEDERATION
INTERNATIONALE
DE VOLLEYBALL



0-1

UNIFORM COLOURS
Couleur de l'uniforme

CITY: Ville:

DATE: TIME: Heure:

REGISTERED COLOURS / Couleurs enregistrées :
(ONLY SHIRT COLOUR - seulement la couleur du maillot)

	CHI	COL	DOM	USA		
1	RED	YELLOW	RED	RED		
2	WHITE	BLUE	BLUE	BLUE		
3	BLUE	WHITE	WHITE	WHITE		

POOL/PHASE: Groupe/Phase:

MATCH SCHEDULE
Calendrier des matches

TEAMS CHOICE (1-2 OR 3)
Choix des équipes (1-2 ou 3)

FIVB DECISION
Décision de la FIVB

DATE:	No. Match	Team Equipe	
		A	B
31/ago/2018	20	CHI	COL
31/ago/2018	21	DOM	USA

1st CHOICE 1er Choix		FIVB DECISION LIBERO	
A	B	A	B
		WHITE	RED
		WHITE	WHITE

FIVB DECISION Décision de la FIVB	
A	B
RED	BLUE
RED	BLUE

Handwritten signature and date: 31/8/18



0-1

UNIFORM COLOURS
Couleur de l'uniforme

CITY: Ville:

DATE: TIME:
Heure:

REGISTERED COLOURS / Couleurs enregistrées :
(ONLY SHIRT COLOUR - seulement la couleur du maillot)

	CAN ▼	CUB ▼	MEX ▼	PUR ▼	▼	▼
1	BLACK	BLUE	RED	WHITE		
2	RED	RED	BLACK	RED		
3	WHITE	WHITE	HITE	BLUE		

POOL/PHASE: Groupe/Phase:

MATCH SCHEDULE
Calendrier des matches

DATE:	No. Match	Team Equipe	
		A	B
31/ago/2018	22	MEX	PUR
31/ago/2018	23	CUB	CAN

TEAMS CHOICE (1-2 OR 3)
Choix des équipes (1-2 ou 3)

1st CHOICE 1er Choix		FIVB DECISION LIBERO	
A	B	A	B
		WHITE	RED
		RED	BLACK

FIVB DECISION
Décision de la FIVB

A	B
BLACK	WHITE
BLUE	WHITE

Handwritten signature and date: 31/8/18

2018 Senior Men's NORCECA Panamerican Cup

P-4 Collated results & ranking

Results as of 31 August 2018

MATCHES RESULTS

Pool A

No	Date	Teams	Set	Result per set (points)					Total Points	Duration	Spectators
				1	2	3	4	5			
2	28-Aug-2018	CHI - CUB	1-3	22-25	25-17	19-25	21-25		87-92	1:47	300
6	28-Aug-2018	MEX - GUA	3-0	25-18	25-20	29-27			79-65	1:22	1200
7	29-Aug-2018	CUB - GUA	3-0	25-16	25-13	25-16			75-45	1:06	300
12	29-Aug-2018	MEX - CHI	3-0	25-22	25-18	25-19			75-59	1:27	1125
14	30-Aug-2018	GUA - CHI	0-3	18-25	18-25	17-25			53-75	1:09	500
18	30-Aug-2018	MEX - CUB	2-3	25-20	16-25	25-21	12-25	16-18	94-109	2:13	1850

Pool B

No	Date	Teams	Set	Result per set (points)					Total Points	Duration	Spectators
				1	2	3	4	5			
3	28-Aug-2018	BRA - DOM	3-0	25-21	25-19	25-14			75-54	1:11	350
4	28-Aug-2018	CAN - COL	3-1	25-19	23-25	25-22	25-22		98-88	1:48	450
8	29-Aug-2018	COL - BRA	0-3	25-27	17-25	12-25			54-77	1:17	325
10	29-Aug-2018	DOM - CAN	0-3	20-25	20-25	16-25			56-75	1:07	350
15	30-Aug-2018	COL - DOM	0-3	23-25	24-26	25-27			72-78	1:34	450
16	30-Aug-2018	BRA - CAN	3-0	25-20	25-15	25-23			75-58	1:30	1100

Pool C

No	Date	Teams	Set	Result per set (points)					Total Points	Duration	Spectators
				1	2	3	4	5			
1	28-Aug-2018	USA - PER	3-0	25-21	25-14	26-24			76-59	1:22	200
5	28-Aug-2018	ARG - PUR	3-1	20-25	25-15	33-31	25-17		103-88	1:56	750
9	29-Aug-2018	PER - ARG	0-3	20-25	22-25	15-25			57-75	1:11	300
11	29-Aug-2018	PUR - USA	3-1	23-25	25-18	25-19	25-21		98-83	2:01	625
13	30-Aug-2018	PER - PUR	0-3	17-25	20-25	21-25			58-75	1:21	500
17	30-Aug-2018	USA - ARG	0-3	19-25	21-25	16-25			56-75	1:28	1875

Final 11-12

No	Date	Teams	Set	Result per set (points)					Total Points	Duration	Spectators
				1	2	3	4	5			
19	31-Aug-2018	PER - GUA									

Classification 7-10

No	Date	Teams	Set	Result per set (points)					Total Points	Duration	Spectators
				1	2	3	4	5			
20	31-Aug-2018	CHI - COL									
21	31-Aug-2018	DOM - USA									

Quarterfinals

No	Date	Teams	Set	Result per set (points)					Total Points	Duration	Spectators
				1	2	3	4	5			
22	31-Aug-2018	MEX - PUR									
23	31-Aug-2018	CUB - CAN									

2018 Senior Men's NORCECA Panamerican Cup

P-4 Collated results & ranking

Results as of 31 August 2018

TEAM RANKING

Pool A

Rk	Code	Team	Matches			Pts	Results details							Sets			Points		
			W	L	T		3-0	3-1	3-2	2-3	1-3	0-3	W	L	Ratio	W	L	Ratio	
1	CUB	Cuba	3	0	3	12	1	1	1	0	0	0	9	3	3.000	276	226	1.221	
2	MEX	Mexico	2	1	3	12	2	0	0	1	0	0	8	3	2.666	248	233	1.064	
3	CHI	Chile	1	2	3	6	1	0	0	0	1	1	4	6	0.666	221	220	1.004	
4	GUA	Guatemala	0	3	3	0	0	0	0	0	0	3	0	9	0.000	163	229	0.711	

Pool B

Rk	Code	Team	Matches			Pts	Results details							Sets			Points		
			W	L	T		3-0	3-1	3-2	2-3	1-3	0-3	W	L	Ratio	W	L	Ratio	
1	BRA	Brazil	3	0	3	15	3	0	0	0	0	0	9	0	MAX	227	166	1.367	
2	CAN	Canada	2	1	3	9	1	1	0	0	0	1	6	4	1.500	231	219	1.054	
3	DOM	Dominican Republic	1	2	3	5	1	0	0	0	0	2	3	6	0.500	188	222	0.846	
4	COL	Colombia	0	3	3	1	0	0	0	0	1	2	1	9	0.111	214	253	0.845	

Pool C

Rk	Code	Team	Matches			Pts	Results details							Sets			Points		
			W	L	T		3-0	3-1	3-2	2-3	1-3	0-3	W	L	Ratio	W	L	Ratio	
1	ARG	Argentina	3	0	3	14	2	1	0	0	0	0	9	1	9.000	253	201	1.258	
2	PUR	Puerto Rico	2	1	3	10	1	1	0	0	1	0	7	4	1.750	261	244	1.069	
3	USA	USA	1	2	3	6	1	0	0	0	1	1	4	6	0.666	215	232	0.926	
4	PER	Peru	0	3	3	0	0	0	0	0	0	3	0	9	0.000	174	226	0.769	



P-2 VOLLEYBALL • Match result

2018 Senior Men's NORCECA Panamerican Cup
Group C



Match: 13 **Date:** 8/30/2018 **Spectators:** 500
City: VERACRUZ
Hall: ARENA CORDOBA
Match duration: Start: 11:00 End: 12:21 Total: 1:21

Teams	Sets	1	2	3	4	5	Total
PER	0	17	20	21			58
PUR	3	25	25	25			75
Set duration		0:21	0:27	0:27			1:15

Referees: Carvalho, J. (BRA) & Bobadilla, G. (COL)

PER • PERU		1	2	3	4	5	Pts
2	Williams Paul (S)	■	■	■			
5	Rodrigues Ticona Frank Pierre (OP)	□	□				
6	Vargas Jose (WS)	■	■	■			10
7	Romay Dammert Eduardo (OP)	■	■	■			15
8	Urueña Daniel (MB)	■	■	■			5
9	L Bustos Huaco Juan Carlos Andre (L)		L				
10	Recavarren Diego (WS)						
11	L Nakamatsu Jonathan (L)	L	L	L			
12	Porras Balcazar Daniel Andre (WS)						
13	Bernaola Benny (MB)		■	■			2
14	Hidalgo Alvaro (WS)	■	■	■			6
18	Mendoza Francis (OP)						
19	Rodriguez Juan Jose (MB)	■					
22	Gutierrez Marcelo (S)						

Coach: Juan Carlos Gala Rod
Assistant: Edwin Wilbert Jimene

PUR • PUERTO RICO		1	2	3	4	5	Pts
1	Morales Steven (MB)						
3	Guzman Pablo (WS)	■	■	■			14
4	L Del Valle Dennis (L)	L	L	L			
5	Nieves Pedro (MB)	□	■	■			1
6	Perez Angel (S)			□			
7	Iglesias Arturo (S)	■	■	■			2
8	Rivera Eddie (WS)	■	■	■			14
10	Cruz Lozada Ezequiel (OP)						
11	Torres Maurice (OP)	■	■	□			4
13	Sanchez Sequiel (WS)						
14	Vazquez Juan (OP)	□	□	■			11
15	Rodriguez Jonathan (MB)	■					1
17	Colon Jessie (MB)	■	■	■			5
24	L Cabrera Rivera Arnel (L)	L	L	L			

Coach: Oswald Antonetti Cam (PUR)
Assistant: Manuel Acevedo (PUR)

TEAMS AND PLAYERS PERFORMANCES

Won Pts	Total Atts	No Name	Scoring Skills	Won Pts	Total Atts	No Name
29	65	Total Team		40	78	Total Team
13	30	7 Romay Dammert Eduardo	Spike	13	24	3 Guzman Pablo (WS)
6	14	6 Vargas Jose (WS)		10	17	14 Vazquez Juan (OP)
9	45	Total Team	Block	4	33	Total Team
4	7	6 Vargas Jose (WS)		1	4	14 Vazquez Juan (OP)
2	11	7 Romay Dammert Eduardo		1	5	3 Guzman Pablo (WS)
0	60	Total Team	Serve	8	73	Total Team
				6	22	8 Rivera Eddie (WS)
20		Total Team	Opp. error	2	7	11 Torres Maurice (OP)
58	170	Total Team	Total	23		Total Team
				75	184	Total Team
15	48	7 Romay Dammert Eduardo	Best Scorer	14	36	3 Guzman Pablo (WS)
Excellent	Total Atts	No Name	Non scoring Skills	Excellent	Total Atts	No Name
16	52	Total Team		23	47	Total Team
4	4	9 Bustos Huaco Juan Carlos	Dig	5	6	4 Del Valle Dennis (L)
3	6	13 Bernaola Benny (MB)		5	11	3 Guzman Pablo (WS)
18	61	Total Team	Set	33	72	Total Team
16	57	2 Williams Paul (S)		30	60	7 Iglesias Arturo (S)
13	58	Total Team	Reception	23	52	Total Team
5	31	6 Vargas Jose (WS)	Success - Faults	11	15	24 Cabrera Rivera Arnel (L)
			# Attempts	8	17	8 Rivera Eddie (WS)

■ Starting line-up Pts = Points scored [nn] = Captain
□ Substitute Atts = Attempts L = Libero
Opp = Opponent





P-2 VOLLEYBALL • Match result



2018 Senior Men's NORCECA Panamerican Cup
Group A

Match: 14 **Date:** 8/30/2018 **Spectators:** 500
City: VERACRUZ
Hall: ARENA CORDOBA
Match duration: **Start:** 13:00 **End:** 14:15 **Total:** 1:15

Teams	Sets	1	2	3	4	5	Total
GUA	0	18	18	17			53
CHI	3	25	25	25			75
Set duration		0:22	0:24	0:23			1:09

Referees: Prater, M. (USA) & Ortiz, H. (PUR)

GUA • GUATEMALA		1	2	3	4	5	Pts
1	Nery Flores Jeyson Fernando (WS)					■	
2	Lopez Santiago Carlos Fernando (WS)	■	■	■			8
3	Chacon Pelaez Wagner Arnulfo (WS)	■	■	□			8
4	Menendez Burgos Axel Enrique (WS)	□					
5	Flores Diaz Erik Gerardo (OP)				□		2
6	Pineda Fuentes Edras Amed (MB)						
7	Ruano Poron Adan Andree (S)			□	□		
8 L	Santa Cruz Molina Luis Fernando (L)	L	L	L			
11	Leonardo Blanco Andy Alexis (OP)	■	■	■			8
12 L	Pineda Lopez Tirso Ivan (L)				L		
13	Colindres Ipiña Erick Noel (MB)						
14	Chinchilla Franco Brandon Arnoldo (MB)	■	■	■			3
15	Aragon Lopez Leonel Antonio (MB)	■	■	■			6
17	Gonzalez Paz Gerardo Antonio (S)	■	■	■			2

Coach: Reider Lucas Mora (CUB)
Assistant: Kenneth Alexander Gr (GUA)

CHI • CHILE		1	2	3	4	5	Pts
1	Guerra Uteau Simon (MB)				■	■	1
3	Araya Gabriel (MB)				■	■	5
4	Parraguirre Tomas (OP)				■	■	16
5	Parraguirre Matias (WS)					□	
7	Albornoz Refusta Rafael (WS)						
8	Bader Dusan (MB)				□	■	5
9	Bonacic Dusan (WS)				■	■	7
10	Mardones Vicente (OP)						
11	Parraguirre Vicente (WS)				■	■	12
14	Villarreal Soltau Esteban (S)				■	■	6
15 L	Castillo Sebastian (L)	L	L	L			
16	Gago Murtagh Tomas (MB)						
18	Leon Joaquin (S)						
25 L	Reyes Ventura Aaron (L)						

Coach: Nejamkin, Daniel (ARG)
Assistant: Villarreal, Iván (CHI)

TEAMS AND PLAYERS PERFORMANCES

Won Pts	Total Atts	No Name
29	83	Total Team
8	25	11 Leonardo Blanco Andy
7	16	2 Lopez Santiago Carlos
7	50	Total Team
2	6	17 Gonzalez Paz Gerardo
2	15	15 Aragon Lopez Leonel
1	55	Total Team
1	9	3 Chacon Pelaez Wagner
16		Total Team
53	188	Total Team

Scoring Skills
Spike
Block
Serve
Opp. error
Total

Won Pts	Total Atts	No Name
38	77	Total Team
14	25	4 Parraguirre Tomas (OP)
9	17	11 Parraguirre Vicente (WS)
11	55	Total Team
3	8	8 Bader Dusan (MB)
2	4	11 Parraguirre Vicente (WS)
3	72	Total Team
1	10	11 Parraguirre Vicente (WS)
1	15	4 Parraguirre Tomas (OP)
23		Total Team
75	204	Total Team

8	35	2 Lopez Santiago Carlos
---	----	-------------------------

Best Scorer

16	51	4 Parraguirre Tomas (OP)
----	----	--------------------------

Excellent	Total Atts	No Name
13	55	Total Team
4	13	8 Santa Cruz Molina Luis
3	8	2 Lopez Santiago Carlos
15	72	Total Team
13	59	17 Gonzalez Paz Gerardo
25	62	Total Team
16	24	8 Santa Cruz Molina Luis
6	22	3 Chacon Pelaez Wagner

Non scoring Skills
Dig
Set
Reception
Success - Faults
Attempts

Excellent	Total Atts	No Name
29	61	Total Team
5	5	3 Araya Gabriel (MB)
5	11	15 Castillo Sebastian (L)
27	65	Total Team
27	63	14 Villarreal Soltau Esteban (S)
25	44	Total Team
6	10	9 Bonacic Dusan (WS)
12	20	11 Parraguirre Vicente (WS)

■ Starting line-up Pts = Points scored [nn] = Captain
□ Substitute Atts = Attempts L = Libero
Opp = Opponent





P-2 VOLLEYBALL • Match result

2018 Senior Men's NORCECA Panamerican Cup
Group B



Match: 15 **Date:** 8/30/2018 **Spectators:** 450
City: VERACRUZ
Hall: ARENA CORDOBA
Match duration: **Start:** 15:00 **End:** 16:34 **Total:** 1:34

Teams	Sets	1	2	3	4	5	Total
COL	0	23	24	25			72
DOM	3	25	26	27			78
Set duration		0:27	0:29	0:32			1:28

Referees: Mejia, R. (GUA) & Careaga, R. (CHI)

COL • COLOMBIA		1	2	3	4	5	Pts
1	Hurtado Ivan Andres (WS)	■	■	■			12
3	L Diaz Juan Pablo (L)	L	L	L			
4	Vinasco Collazos Julian Mauricio (S)	□	□	□			
5	Sanchez Jhonnier (MB)						
6	Llanos Carlos (WS)						
8	Mejia Leandro (MB)	■	■	■			10
9	Payan Moreno Jorge Emilio (OP)				□		
10	Larrahondo Gustavo (OP)	■	■	■			15
12	L Guerrero Julian (L)	L	L	L			
13	Ambuila Juan Camilo (S)	■	■	■			5
14	Carabali Kevin (MB)	■	■	■			4
16	Carabali Cristian (MB)	■	■	■			
17	Alomia Angulo Carlos Edison (WS)	■	■	■			9
18	Renteria David (WS)					□	

Coach: ELISEO RAMOS RIVAS
Assistant: CARLOS FELIPE OSORIO

DOM • DOMINICAN REPUBLIC		1	2	3	4	5	Pts
1	Tapia Santana Henry Omar (OP)	■	■	■			13
3	Contrera De Los Santo Elvis Dalsires (WS)	■					
5	Mieses Feliz Enger Miguel (WS)	□	□	□			
7	Mercedes Cruz Jonathan (MB)	□	■	■			11
8	Lopez Capellan Henry Antonio (WS)	■	■	■			17
9	L Tolentino Lorenzo Braymer Norbery (L)	L	L	L			
10	Abreu Lopez Francisco Alberto (S)	□	□	□			
11	Caceres Gomez Jose Miguel (OP)	□	□	□			
12	Arredondo Severino Francisco Argelis (S)	■	■	■			1
14	Romero Perez Felix Miguel (MB)	■	■	■			4
15	Paulino Paulino Richi (MB)	■	■	■			2
19	Cruz Cepin Hector Alexis (WS)	■	■	■			

Coach: JOSE ALEXANDER GUTIE (VEN)
Assistant: Amaury Martinez (DOM)

TEAMS AND PLAYERS PERFORMANCES

Won Pts	Total Atts	No Name	Scoring Skills	Won Pts	Total Atts	No Name
44	88	Total Team		45	86	Total Team
14	24	10 Larrahondo Gustavo (OP)	Spike	15	28	8 Lopez Capellan Henry
11	22	1 Hurtado Ivan Andres (WS)		13	26	1 Tapia Santana Henry Omar
5	61	Total Team	Block	1	54	Total Team
2	19	8 Mejia Leandro (MB)		1	7	8 Lopez Capellan Henry
1	5	17 Alomia Angulo Carlos				
6	73	Total Team	Serve	2	76	Total Team
2	14	17 Alomia Angulo Carlos		1	14	7 Mercedes Cruz Jonathan
1	11	1 Hurtado Ivan Andres (WS)		1	16	8 Lopez Capellan Henry
17		Total Team	Opp. error	30		Total Team
72	222	Total Team	Total	78	216	Total Team

15	48	10 Larrahondo Gustavo (OP)	Best Scorer	17	51	8 Lopez Capellan Henry
----	----	----------------------------	--------------------	----	----	------------------------

Excellent	Total Atts	No Name	Non scoring Skills	Excellent	Total Atts	No Name
17	48	Total Team		32	67	Total Team
5	8	12 Guerrero Julian (L)	Dig	9	15	9 Tolentino Lorenzo Braymer
4	6	1 Hurtado Ivan Andres (WS)		4	5	5 Mieses Feliz Enger Miguel
28	77	Total Team	Set	8	69	Total Team
25	63	13 Ambuila Juan Camilo (S)		8	66	12 Arredondo Severino
39	67	Total Team	Reception	26	57	Total Team
19	28	12 Guerrero Julian (L)	Success - Faults	11	19	9 Tolentino Lorenzo Braymer
12	24	17 Alomia Angulo Carlos	# Attempts	9	24	7 Mercedes Cruz Jonathan

■ Starting line-up Pts = Points scored nn = Captain
□ Substitute Atts = Attempts L = Libero
Opp = Opponent





P-2 VOLLEYBALL • Match result

2018 Senior Men's NORCECA Panamerican Cup
Group B



Match: 16 **Date:** 8/30/2018 **Spectators:** 1,100
City: VERACRUZ
Hall: ARENA CORDOBA
Match duration: **Start:** 17:00 **End:** 18:30 **Total:** 1:30

Teams	Sets	1	2	3	4	5	Total
BRA	3	25	25	25			75
CAN	0	20	15	23			58
Set duration		0:29	0:25	0:30			1:24

Referees: Gonzalez, D. (MEX) & Castane, D. (CUB)

BRA • BRAZIL		1	2	3	4	5	Pts
1	Souza Alan (OP)	■	■	■			16
2	Sobrinho Eduardo (S)	□	□				
3	Moraes Davy Silva (OP)	□	□	□			
4	L Carvalho Filho Rogério Batista De(L)	L	L	L			
5	Santos Leandro (MB)						
7	Honorato Henrique Dantas Nóbrega(WS)	■	■	■			11
8	Nascimento Leonardo (WS)	■	■	■			8
10	Bispo dos Santos Matheus (MB)	■	■	■			10
11	Pontes Veloso Thiago (S)	■	■	■			1
13	Gualberto Flavio (MB)	■	■	■			7
15	L Pureza Douglas (L)	L	L	L			
17	Batista Cledenilson Souza (MB)						
18	Pessoa Gabriel Soares (WS)						
19	Cardoso Victor Aleksander Alm(WS)						

Coach: Giovane Farinazzo Ga (BRA)
Assistant: Nery Pereira Tambeir (BRA)

CAN • CANADA		1	2	3	4	5	Pts
1	L Davies Jeremy Alexander (L)		L	L			
3	L Brennan Logan (L)		L	L	L		
4	Eshenko Pearson (MB)						
5	Scheerhoorn Blake (WS)	■	■	■			9
6	Duff Justin (MB)	■	■	■			4
7	Demyanenko Danny (MB)	■					2
8	Richards Andrew (WS)	■	■	■			2
9	Bramwell Terrel (OP)	□	□	■			6
12	Gyimah Deanan (MB)		■	■			3
17	Howe Jackson (MB)	□					
21	Walsh Brett James (S)	■	■				
22	Koppers Brandon (WS)	■	■	□			12
24	Keturakis Byron (S)	□	□	■			3

Coach: Larry McKay (CAN)
Assistant: Bradley Hudson (CAN)

TEAMS AND PLAYERS PERFORMANCES

Won Pts	Total Atts	No Name	Scoring Skills	Won Pts	Total Atts	No Name
36	74	Total Team		35	82	Total Team
13	26	1 Souza Alan (OP)	Spike	11	19	22 Koppers Brandon (WS)
8	18	7 Honorato Henrique Dantas		9	24	5 Scheerhoorn Blake (WS)
12	46	Total Team	Block	4	45	Total Team
4	12	13 Gualberto Flavio (MB)		1	3	22 Koppers Brandon (WS)
3	6	7 Honorato Henrique Dantas		1	5	9 Bramwell Terrel (OP)
5	74	Total Team	Serve	2	59	Total Team
2	15	8 Nascimento Leonardo (WS)		1	7	9 Bramwell Terrel (OP)
2	14	1 Souza Alan (OP)		1	6	12 Gyimah Deanan (MB)
22		Total Team	Opp. error	17		Total Team
75	194	Total Team	Total	58	186	Total Team
16	51	1 Souza Alan (OP)	Best Scorer	12	28	22 Koppers Brandon (WS)
Excellent	Total Atts	No Name	Non scoring Skills	Excellent	Total Atts	No Name
26	56	Total Team		18	47	Total Team
5	8	1 Souza Alan (OP)	Dig	3	7	5 Scheerhoorn Blake (WS)
5	10	8 Nascimento Leonardo (WS)		2	2	6 Duff Justin (MB)
22	64	Total Team	Set	21	68	Total Team
21	57	11 Pontes Veloso Thiago (S)		12	39	21 Walsh Brett James (S)
18	45	Total Team	Reception	24	64	Total Team
9	18	7 Honorato Henrique Dantas	Success - Faults	11	23	22 Koppers Brandon (WS)
4	18	8 Nascimento Leonardo (WS)	# Attempts			

■ Starting line-up Pts = Points scored □ nn = Captain
□ Substitute Atts = Attempts L = Libero
Opp = Opponent





P-2 VOLLEYBALL • Match result

2018 Senior Men's NORCECA Panamerican Cup
Group C



Match: 17 **Date:** 8/30/2018 **Spectators:** 1,875
City: VERACRUZ
Hall: ARENA CORDOBA
Match duration: **Start:** 19:00 **End:** 20:28 **Total:** 1:28

Teams	Sets	1	2	3	4	5	Total
USA	0	19	21	16			56
ARG	3	25	25	25			75
Set duration		0:24	0:31	0:27			1:22

Referees: Ramirez, Y. (DOM) & Robb, A. (CAN)

USA • UNITED STATES							ARG • ARGENTINA						
	1	2	3	4	5	Pts		1	2	3	4	5	Pts
2 Jarman Price (MB)	■	■	■			2	1 Sanchez Matias (S)	■	■	■			3
4 Fey Kuponon (WS)	■	■	■			14	2 Arreche Liam Ernesto (MB)						
5 Shaw James (S)		■	■			9	3 Martinez Franchi Jan (WS)			□			
6 Stahl Mitchell (MB)	■	■	■			4	4 Toro Alejandro (WS)			□			
7 Greene Jr. Arvis (OP)							8 Bitar Gaspar (S)			□		□	
10 Russell Kyle (OP)		■				4	9 Palonsky Luciano (WS)				□	■	10
11 Coenen Ryan (WS)							10 Bruno Nicolas (WS)	■	■	■	■	■	5
12 Pollock Matthew (MB)							11 Fernandez Gaston (MB)	■	■	■	■	■	6
13 Arnitz Jacob (WS)	■	■	■			6	12 Gallego Joaquin (MB)	■	■	■	■	■	7
14 Wieczorek David (WS)	□	□	□				13 Palacios Ezequiel (WS)	■	■	■	■	■	10
16 Schmidt Brendan (MB)	□		□				15 Zerba Nicolas (MB)			□			
19 L Dagostino Kyle (L)	L	L	L				16 Johansen German (OP)	■	■	□			2
22 L Hatch John (L)							18 L Danani Santiago (L)	L	L	L			
23 Seif Jonah (S)	■	■	■			3	19 L Massimino Franco (L)	L	L	L			

Coach: Hunt, David (USA)
Assistant: Hawks, John (USA)

Coach: GROSSI, ALEJANDRO
Assistant: BARREIRO, GONZALO

TEAMS AND PLAYERS PERFORMANCES

Won Pts	Total Atts	No Name	Scoring Skills	Won Pts	Total Atts	No Name
35	86	Total Team		34	73	Total Team
11	21	4 Fey Kuponon (WS)	Spike	10	16	9 Palonsky Luciano (WS)
8	19	5 Shaw James (S)		8	20	13 Palacios Ezequiel (WS)
5	44	Total Team	Block	6	48	Total Team
2	7	4 Fey Kuponon (WS)		3	16	11 Fernandez Gaston (MB)
1	10	6 Stahl Mitchell (MB)	Serve	2	9	12 Gallego Joaquin (MB)
2	57	Total Team		3	74	Total Team
1	7	5 Shaw James (S)	Opp. error	2	17	10 Bruno Nicolas (WS)
1	11	4 Fey Kuponon (WS)		1	11	13 Palacios Ezequiel (WS)
14		Total Team	Total	32		Total Team
56	187	Total Team		75	195	Total Team
14	39	4 Fey Kuponon (WS)	Best Scorer	10	26	9 Palonsky Luciano (WS)
Excellent	Total Atts	No Name	Non scoring Skills	Excellent	Total Atts	No Name
32	53	Total Team		50	66	Total Team
16	21	19 Dagostino Kyle (L)	Dig	16	19	19 Massimino Franco (L)
5	7	4 Fey Kuponon (WS)		11	14	10 Bruno Nicolas (WS)
14	78	Total Team	Set	30	60	Total Team
13	73	23 Seif Jonah (S)		28	55	1 Sanchez Matias (S)
33	68	Total Team	Reception Success - Faults # Attempts	25	38	Total Team
16	31	4 Fey Kuponon (WS)		10	12	18 Danani Santiago (L)
10	23	13 Arnitz Jacob (WS)		11	19	10 Bruno Nicolas (WS)

■ Starting line-up Pts = Points scored nn = Captain
□ Substitute Atts = Attempts L = Libero
Opp = Opponent





P-2 VOLLEYBALL • Match result

2018 Senior Men's NORCECA Panamerican Cup
Group A



Match: 18 **Date:** 8/30/2018 **Spectators:** 1,850
City: VERACRUZ
Hall: ARENA CORDOBA
Match duration: **Start:** 21:00 **End:** 23:13 **Total:** 2:13

Teams	Sets	1	2	3	4	5	Total
MEX	2	25	16	25	12	16	94
CUB	3	20	25	21	25	18	109
Set duration		0:22	0:26	0:28	0:22	0:23	2:01

Referees: Casado, N. (ARG) & Vera, W. (PER)

MEX • MEXICO		1	2	3	4	5	Pts
1	Vargas Daniel (OP)	■	■	■	■	■	8
4	Ruiz De La Cruz Gonzalo (WS)	■	■	■	■	■	9
5 L	Rangel Jesus (L)	L	L	L	L	L	
6	Perales Jesus Alberto (S)		□				
8	Cruz Mendoza Gabriel (MB)		□				
10	Rangel Pedro (S)	■	■	■	■	■	5
11	Barajas Jorge (WS)	■	■	■	■	■	17
12	Martinez Jose (MB)	■	■	■	■	■	6
14	Martinez Garcia Jonathan (MB)	■	■	■	■	■	8
15 L	Martinez Alan Gabriel (L)	L	L				
17	Orellana Nestor (OP)		□	□			1
20	Duarte Julian (WS)	□	□	□	□	□	1
22	Acosta Guerson (MB)						
23	Moreno Alejandro (WS)			□	□		

Coach: AZAIR LOPEZ, JORGE M
Assistant: DELGADO, ADRIAN

CUB • CUBA		1	2	3	4	5	Pts
2	Melgarejo Hernandez Osniel Lazaro (WS)		□	■	■	■	14
3	Yang Herrera Marlon (WS)	■	■				6
4	Jimenez Scull Javier Ernesto (WS)						
5	Concepcion Rojas Javier Octavio (MB)			□	■	■	4
7 L	Garcia Alvarez Yonder Roman (L)	L	L	L	L	L	
8 L	Tuero Fortun Richard (L)						
9	Osoria Rodriguez Livan (MB)	■	■	■	□	□	3
10	Gutierrez Suarez Miguel David (OP)	■	■	■	■	■	15
11	Taboada Diaz Livan (S)						
12	Herrera Jaime Jesus (OP)		□	□			1
14	Goide Arredondo Adrian Eduardo (S)	■	■	■	■	■	4
15	Leon Napoles Yohan Armando (WS)			□	□	□	
17	Alonso Arce Roamy Raul (MB)	■	■	■	■	■	12
18	Lopez Castro Miguel Angel (WS)	■	■	■	■	■	26

Coach: NICOLAS VIVES COFFIG (CUB)
Assistant: YOSVANY MUÑOZ PEREZ (CUB)

TEAMS AND PLAYERS PERFORMANCES

Won Pts	Total Atts	No Name	Scoring Skills	Won Pts	Total Atts	No Name
48	129	Total Team		67	119	Total Team
16	32	11 Barajas Jorge (WS)	Spike	24	37	18 Lopez Castro Miguel Angel
9	25	4 Ruiz De La Cruz Gonzalo		12	23	2 Melgarejo Hernandez Osniel
6	72	Total Team	Block	12	74	Total Team
3	23	14 Martinez Garcia Jonathan		3	18	17 Alonso Arce Roamy Raul
2	12	10 Rangel Pedro (S)	Serve	2	10	14 Goide Arredondo Adrian
1	95	Total Team		6	108	Total Team
1	22	10 Rangel Pedro (S)	Opp. error	3	27	10 Gutierrez Suarez Miguel
39		Total Team	Total	2	6	3 Yang Herrera Marlon (WS)
94	296	Total Team		24		Total Team

17	54	11 Barajas Jorge (WS)	Best Scorer	26	57	18 Lopez Castro Miguel Angel
----	----	-----------------------	-------------	----	----	------------------------------

Excellent	Total Atts	No Name	Non scoring Skills	Excellent	Total Atts	No Name
49	80	Total Team		62	88	Total Team
15	23	5 Rangel Jesus (L)	Dig	23	26	7 Garcia Alvarez Yonder
10	14	10 Rangel Pedro (S)		11	14	18 Lopez Castro Miguel Angel
34	105	Total Team	Set	33	103	Total Team
33	96	10 Rangel Pedro (S)		33	97	14 Goide Arredondo Adrian
34	90	Total Team	Reception	43	81	Total Team
19	40	11 Barajas Jorge (WS)	Success - Faults	14	18	7 Garcia Alvarez Yonder
10	25	5 Rangel Jesus (L)	# Attempts	18	34	18 Lopez Castro Miguel Angel

■ Starting line-up Pts = Points scored [nn] = Captain
□ Substitute Atts = Attempts L = Libero
Opp = Opponent





P-5 VOLLEYBALL • Players ranking by skills

2018 Senior Men's NORCECA Panamerican Cup



Best Scorers

Rk	No	Name	Team	Spike	Block	Serve	Total
1	18	Lopez Castro Miguel Angel (WS)	CUB	45	5	1	51
2	1	Souza Alan (OP)	BRA	37	5	6	48
3	11	Barajas Jorge (WS)	MEX	38	3	3	44
4	5	Scheerhoorn Blake (WS)	CAN	36	1	2	39
4	10	Gutierrez Suarez Miguel David (OP)	CUB	28	4	7	39
6	22	Koppers Brandon (WS)	CAN	27	5	5	37
7	4	Parraguire Tomas (OP)	CHI	33	2	1	36
7	11	Parraguire Vicente (WS)	CHI	27	6	3	36
9	7	Romay Dammert Eduardo (OP)	PER	32	2	1	35
9	1	Hurtado Ivan Andres (WS)	COL	31	2	2	35
9	11	Torres Maurice (OP)	PUR	32	0	3	35
9	3	Yang Herrera Marlon (WS)	CUB	27	3	5	35
13	13	Palacios Ezequiel (WS)	ARG	31	2	1	34
14	10	Larrahondo Gustavo (OP)	COL	31	0	2	33
14	1	Vargas Daniel (OP)	MEX	31	1	1	33
16	9	Bonacic Dusan (WS)	CHI	26	6	0	32
16	10	Russell Kyle (OP)	USA	25	3	4	32
18	8	Nascimento Leonardo (WS)	BRA	26	2	3	31
19	8	Lopez Capellan Henry Antonio (WS)	DOM	27	2	1	30
19	14	Hidalgo Alvaro (WS)	PER	25	4	1	30
21	11	Leonardo Blanco Andy Alexis (OP)	GUA	27	1	1	29
22	7	Honorato Henrique Dantas Nóbregue(WS)	BRA	20	6	2	28
22	6	Duff Justin (MB)	CAN	23	4	1	28
24	2	Lopez Santiago Carlos Fernando (WS)	GUA	24	3	0	27
24	13	Sanchez Sequiel (WS)	PUR	25	1	1	27
24	17	Alonso Arce Roamy Raul (MB)	CUB	18	9	0	27
27	6	Stahl Mitchell (MB)	USA	16	8	2	26
28	16	Johansen German (OP)	ARG	22	1	1	24
28	8	Mejia Leandro (MB)	COL	17	5	2	24
30	13	Gualberto Flavio (MB)	BRA	15	8	0	23
30	4	Ruiz De La Cruz Gonzalo (WS)	MEX	21	1	1	23
32	13	Arnitz Jacob (WS)	USA	19	3	0	22
32	17	Alomia Angulo Carlos Edison (WS)	COL	18	2	2	22
32	10	Bruno Nicolas (WS)	ARG	16	2	4	22
32	10	Rangel Pedro (S)	MEX	12	7	3	22
36	1	Morales Steven (MB)	PUR	18	1	2	21
37	12	Gallego Joaquin (MB)	ARG	14	5	1	20
37	2	Melgarejo Hernandez Osniel Lazaro (WS)	CUB	17	2	1	20
39	4	Fey Kupono (WS)	USA	15	2	2	19
39	3	Guzman Pablo (WS)	PUR	18	1	0	19
41	11	Fernandez Gaston (MB)	ARG	14	3	1	18
42	1	Tapia Santana Henry Omar (OP)	DOM	17	0	0	17
42	9	Osoria Rodriguez Livan (MB)	CUB	13	4	0	17
44	3	Chacon Pelaez Wagner Arnulfo (WS)	GUA	14	1	1	16
44	5	Shaw James (S)	USA	14	1	1	16
44	14	Wieczorek David (WS)	USA	11	1	4	16
47	11	Caceres Gomez Jose Miguel (OP)	DOM	14	1	0	15
47	15	Paulino Paulino Richi (MB)	DOM	14	1	0	15
47	3	Contrera De Los Santo Elvis Dalsires (WS)	DOM	14	0	1	15
47	15	Aragon Lopez Leonel Antonio (MB)	GUA	12	3	0	15
Total tournament				1,472	237	113	1,822





P-5 VOLLEYBALL • Players ranking by skills

2018 Senior Men's NORCECA Panamerican Cup



Best Spikers

Limit: 15.00%

Rk	No	Name	Team	Spikes	Faults	Shots	Total Attempts	Succ. %
1	18	Lopez Castro Miguel Angel (WS)	CUB	45	12	17	74	60.81
2	1	Souza Alan (OP)	BRA	37	5	23	65	56.92
3	13	Palacios Ezequiel (WS)	ARG	31	4	20	55	56.36
4	3	Yang Herrera Marlon (WS)	CUB	27	2	19	48	56.25
5	14	Hidalgo Alvaro (WS)	PER	25	6	14	45	55.56
6	10	Larrahondo Gustavo (OP)	COL	31	9	16	56	55.36
7	8	Nascimento Leonardo (WS)	BRA	26	3	19	48	54.17
8	1	Hurtado Ivan Andres (WS)	COL	31	9	19	59	52.54
9	8	Lopez Capellan Henry Antonio (WS)	DOM	27	5	23	55	49.09
10	16	Johansen German (OP)	ARG	22	11	12	45	48.89
Total Tournament				1,472	474	1,223	3,169	46.45



Best Blockers

Rk	No	Name	Team	Kill Blocks	Faults	Rebounds	Total Attempts	Avg. by set
1	13	Gualberto Flavio (MB)	BRA	8	23	12	43	0.89
2	6	Stahl Mitchell (MB)	USA	8	14	14	36	0.80
3	17	Alonso Arce Roamy Raul (MB)	CUB	9	16	11	36	0.75
4	15	Zerba Nicolas (MB)	ARG	7	5	1	13	0.70
5	7	Honorato Henrique Dantas Nóbre(WS)	BRA	6	6	-	12	0.67
6	10	Rangel Pedro (S)	MEX	7	12	8	27	0.64
7	11	Parraguirre Vicente (WS)	CHI	6	12	14	32	0.60
8	9	Bonacic Dusan (WS)	CHI	6	15	4	25	0.60
9	1	Souza Alan (OP)	BRA	5	13	11	29	0.56
10	22	Koppers Brandon (WS)	CAN	5	6	3	14	0.50
Total Tournament				237	976	694	1,907	3.95



Best Servers


Rk	No	Name	Team	Aces	Faults	Serve Hits	Total Attempts	Avg. by set
1	1	Souza Alan (OP)	BRA	6	3	41	50	0.67
2	10	Gutierrez Suarez Miguel David (OP)	CUB	7	11	34	52	0.58
3	8	Rivera Eddie (WS)	PUR	6	2	17	25	0.55
4	22	Koppers Brandon (WS)	CAN	5	10	22	37	0.50
5	3	Yang Herrera Marlon (WS)	CUB	5	7	18	30	0.42
6	10	Bruno Nicolas (WS)	ARG	4	3	34	41	0.40
7	7	Demyanenko Danny (MB)	CAN	4	8	18	30	0.40
8	14	Wieczorek David (WS)	USA	4	9	20	33	0.40
9	10	Russell Kyle (OP)	USA	4	8	17	29	0.40
10	8	Nascimento Leonardo (WS)	BRA	3	5	29	37	0.33
Total Tournament				113	452	2,105	2,670	1.88





P-5 VOLLEYBALL • Players ranking by skills

2018 Senior Men's NORCECA Panamerican Cup



Best Diggers

Rk	No	Name	Team	Digs	Faults	Receptions	Total Attempts	Avg. by set
1	19	Dagostino Kyle (L)	USA	36	9	6	51	3.60
2	10	Rangel Pedro (S)	MEX	39	9	8	56	3.55
3	8	Santa Cruz Molina Luis Fernando (L)	GUA	30	14	21	65	3.33
4	15	Castillo Sebastian (L)	CHI	32	9	16	57	3.20
5	10	Bruno Nicolas (WS)	ARG	30	10	5	45	3.00
6	19	Massimino Franco (L)	ARG	28	10	1	39	2.80
7	7	Garcia Alvarez Yonder Roman (L)	CUB	33	6	7	46	2.75
8	4	Parraguirre Tomas (OP)	CHI	21	9	8	38	2.10
9	11	Parraguirre Vicente (WS)	CHI	21	10	7	38	2.10
10	4	Del Valle Dennis (L)	PUR	23	8	5	36	2.09
Total Tournament				1,092	598	655	2,345	18.20



Best Setters

Rk	No	Name	Team	Running Sets	Faults	Still Sets	Total Attempts	Avg. by set
1	10	Rangel Pedro (S)	MEX	102	2	132	236	9.27
2	14	Villarreal Soltau Esteban (S)	CHI	86	3	158	247	8.60
3	1	Sanchez Matias (S)	ARG	83	2	99	184	8.30
4	14	Goide Arredondo Adrian Eduardo (S)	CUB	96	3	144	243	8.00
5	11	Pontes Veloso Thiago (S)	BRA	68	1	90	159	7.56
6	21	Walsh Brett James (S)	CAN	62	2	99	163	6.20
7	6	Perez Angel (S)	PUR	61	1	96	158	5.55
8	5	Shaw James (S)	USA	50	-	81	131	5.00
8	12	Arredondo Severino Francisco Argelis (S)	DOM	45	-	135	180	5.00
10	17	Gonzalez Paz Gerardo Antonio (S)	GUA	45	3	136	184	5.00
Total Tournament				906	31	1,808	2,745	15.10



Best Receivers

Limit: 20.00%


Rk	No	Name	Team	Excellents	Faults	Serve Receptions	Total Attempts	Eff. %
1	7	Garcia Alvarez Yonder Roman (L)	CUB	35	-	11	46	76.09
2	12	Guerrero Julian (L)	COL	46	1	19	66	68.18
3	24	Cabrera Rivera Arnel (L)	PUR	40	-	21	61	65.57
4	4	Carvalho Filho Rogério Batista De(L)	BRA	26	2	10	38	63.16
5	18	Danani Santiago (L)	ARG	31	2	14	47	61.70
6	3	Yang Herrera Marlon (WS)	CUB	35	3	16	54	59.26
7	18	Lopez Castro Miguel Angel (WS)	CUB	31	-	22	53	58.49
8	15	Castillo Sebastian (L)	CHI	29	3	13	45	57.78
9	19	Dagostino Kyle (L)	USA	36	3	20	59	55.93
10	10	Bruno Nicolas (WS)	ARG	29	1	23	53	52.83
Total Tournament				1,037	132	1,048	2,217	40.82





P-5 VOLLEYBALL • Players ranking by skills

2018 Senior Men's NORCECA Panamerican Cup



Best Liberos

Rk	No	Name	Team	Excellents	Faults	In play	Total attempts	Avg. by set
1	15	Castillo Sebastian (L)	CHI	61	12	29	102	6.10
2	7	Garcia Alvarez Yonder Roman (L)	CUB	68	6	18	92	5.67
3	24	Cabrera Rivera Arnel (L)	PUR	58	4	36	98	5.27
4	9	Tolentino Lorenzo Braymer Norbery (L)	DOM	40	14	46	100	4.44
5	4	Carvalho Filho Rogério Batista De(L)	BRA	38	5	19	62	4.22
6	18	Danani Santiago (L)	ARG	40	4	18	62	4.00
7	11	Nakamatsu Jonathan (L)	PER	28	21	26	75	3.11
8	15	Martinez Alan Gabriel (L)	MEX	20	9	8	37	1.82
9	3	Díaz Juan Pablo (L)	COL	13	2	8	23	1.30
10	12	Pineda Lopez Tirso Ivan (L)	GUA	5	2	3	10	0.56





P-6 VOLLEYBALL • Teams ranking by skills

2018 Senior Men's NORCECA Panamerican Cup



Best Spikers

Limit: 15.00%

Rk	Team	Spikes	Faults	Shots	Total Attempts	Succ. %
1	CUB CUBA	169	43	89	301	56.15
2	BRA BRAZIL	120	20	78	218	55.05
3	ARG ARGENTINA	134	34	90	258	51.94
4	PUR PUERTO RICO	149	40	106	295	50.51
5	CAN CANADA	124	35	88	247	50.20
6	COL COLOMBIA	117	39	92	248	47.18
7	DOM DOMINICAN REPUBLIC	109	40	89	238	45.80
8	USA UNITED STATES	122	41	108	271	45.02
9	PER PERU	93	41	76	210	44.29
10	CHI CHILE	119	47	138	304	39.14
11	MEX MEXICO	128	44	163	335	38.21
12	GUA GUATEMALA	88	50	106	244	36.07
Total Tournament		1,472	474	1,223	3,169	46.45



Best Blockers

Rk	Team	Kill Blocks	Faults	Rebounds	Total Attempts	Avg. by set
1	BRA BRAZIL	29	72	35	136	3.22
2	CHI CHILE	28	81	76	185	2.80
3	CUB CUBA	33	88	69	190	2.75
4	USA UNITED STATES	23	75	47	145	2.30
5	ARG ARGENTINA	21	78	61	160	2.10
6	MEX MEXICO	23	95	70	188	2.09
7	CAN CANADA	19	67	67	153	1.90
7	COL COLOMBIA	19	111	51	181	1.90
9	PER PERU	17	76	44	137	1.89
10	GUA GUATEMALA	13	66	50	129	1.44
11	PUR PUERTO RICO	8	78	61	147	0.73
12	DOM DOMINICAN REPUBLIC	4	89	63	156	0.44
Total Tournament		237	976	694	1,907	3.95





P-6 VOLLEYBALL • Teams ranking by skills

2018 Senior Men's NORCECA Panamerican Cup



Best Servers

Rk	Team	Aces	Faults	Serve Hits	Total Attempts	Avg. by set
1	BRA BRAZIL	14	35	174	223	1.56
2	CAN CANADA	14	48	168	230	1.40
3	USA UNITED STATES	13	57	146	216	1.30
4	CUB CUBA	15	44	212	271	1.25
5	PUR PUERTO RICO	13	49	198	260	1.18
6	ARG ARGENTINA	9	29	212	250	0.90
6	COL COLOMBIA	9	46	161	216	0.90
8	CHI CHILE	8	29	183	220	0.80
9	MEX MEXICO	8	31	206	245	0.73
10	PER PERU	4	26	149	179	0.44
10	DOM DOMINICAN REPUBLIC	4	30	157	191	0.44
12	GUA GUATEMALA	2	28	139	169	0.22
Total Tournament		113	452	2,105	2,670	1.88



Best Diggers

Rk	Team	Digs	Faults	Receptions	Total Attempts	Avg. by set
1	MEX MEXICO	154	51	44	249	14.00
2	ARG ARGENTINA	132	52	25	209	13.20
3	CHI CHILE	131	53	69	253	13.10
4	CUB CUBA	114	39	44	197	9.50
5	USA UNITED STATES	92	48	33	173	9.20
6	PUR PUERTO RICO	100	68	61	229	9.09
7	BRA BRAZIL	70	31	60	161	7.78
8	GUA GUATEMALA	65	62	67	194	7.22
9	CAN CANADA	69	52	48	169	6.90
10	DOM DOMINICAN REPUBLIC	61	44	58	163	6.78
11	COL COLOMBIA	58	38	82	178	5.80
12	PER PERU	46	60	64	170	5.11
Total Tournament		1,092	598	655	2,345	18.20





P-6 VOLLEYBALL • Teams ranking by skills

2018 Senior Men's NORCECA Panamerican Cup



Best Setters

Rk	Team	Running Sets	Faults	Still Sets	Total Attempts	Avg. by set
1	ARG ARGENTINA	96	2	130	228	9.60
2	MEX MEXICO	104	2	151	257	9.45
3	PUR PUERTO RICO	97	1	156	254	8.82
4	CHI CHILE	87	3	170	260	8.70
5	CUB CUBA	102	4	165	271	8.50
6	BRA BRAZIL	73	2	113	188	8.11
7	CAN CANADA	75	5	137	217	7.50
8	USA UNITED STATES	69	2	168	239	6.90
9	COL COLOMBIA	60	3	159	222	6.00
10	GUA GUATEMALA	50	3	164	217	5.56
11	DOM DOMINICAN REPUBLIC	47	-	155	202	5.22
12	PER PERU	46	4	140	190	5.11
Total Tournament		906	31	1,808	2,745	15.10



Best Receivers

Limit: 20.00%

Rk	Team	Excellents	Faults	Serve Receptions	Total Attempts	Eff. %
1	CUB CUBA	117	5	73	195	57.44
2	ARG ARGENTINA	90	6	60	156	53.85
3	CHI CHILE	103	7	82	192	50.00
4	USA UNITED STATES	102	9	92	203	45.81
5	BRA BRAZIL	62	6	66	134	41.79
6	MEX MEXICO	94	10	98	202	41.58
7	COL COLOMBIA	101	15	91	207	41.55
8	PUR PUERTO RICO	93	8	104	205	41.46
9	CAN CANADA	80	9	92	181	39.23
10	GUA GUATEMALA	81	19	86	186	33.33
11	DOM DOMINICAN REPUBLIC	59	19	99	177	22.60
12	PER PERU	55	19	105	179	20.11
Total Tournament		1,037	132	1,048	2,217	40.82



Brazil and Argentina with direct tickets to Semifinals at Pan Am Cup

CORDOBA, Mexico, August 30, 2018. – Brazil and Argentina won direct tickets to the thirteenth Men's Pan American Cup semifinals at the Arena Cordoba in Cordoba, Mexico.

Brazil (B) and Argentina (C) finished as the highest ranked pool winner to move in the semifinals of the event, securing one of the five tickets to the Lima Pan American Games.

Cuba (A) finished as the lowest ranked pool winner and will play in quarterfinals against Canada (B). The host Mexico (A) second placed will play in the other quarterfinal against Puerto Rico (C).

Puerto Rico 3, Peru 0

Puerto Rico earned an important 3-0 (25-17, 25-20, 25-21) victory over Peru in pool C. Puerto Rico finishes pool-play with 2-1 record and 15 points, waiting for the result between Argentina and United States to determine their final ranking in pool C. Puerto Rico gave a rest throughout the match to their key players, managing to hold off Peru that was always 3-4pts behind, with a comfortable 40-29 advantage in kills and huge 8-0 in aces. Peru held a respectable 9-4 margin in blocks. In errors they were similar, Puerto Rico with 20 points and Peru with 23. Wing spikers Pablo Guzman and Eddie Rivera led Puerto Rico with 14 points apiece, while opposite Juan Vazquez collected 11 points. Opposite Eduardo Romay topped Peru with 15 points and wing spiker Jose Vargas contributed with 10 points.

Chile 3, Guatemala 0

Chile beat Guatemala 3-0 (25-18, 25-18, 25-17) in their first victory. Chile concludes pool-play as third place in pool A and will move to play for placing 7 to 10 placing matches, while Guatemala in fourth place will wait for the final ranking to determine their next move in the competition. Chile jumped to a comfortable lead in every set, stopping Guatemala from getting into their usual rhythm. The Chilean team dominated Guatemala with advantage of 38-29 in kills, 11-7 in blocks and 3-1 in aces. Chile scored 23 points on Guatemalan error, allowing 16 points of their own errors. With 16 points, opposite Tomas Parraguirre led Chile's offense, including 14 kills; his brother, wing spiker Vicente Parraguirre joined with 12 points on 9 kills, two blocks and one ace. For Guatemala, Carlos Lopez, Wagner Chacon and Andy Leonardo finished with 8 tallies apiece.

Dominican Republic 3, Colombia 0

Dominican Republic downed Colombia 3-0 (25-23, 26-24, 27-25) in pool B. Dominican Republic surprised with a thriller win as the South American squad lost consecutive set points in sets two and three. Dominicans finish third place in pool B with 1-2 record and five points to play for position 7 to 12 of the event. The winners prevailed with 5-1 blocking advantage and 6-2 margin in aces, scoring on 40 Colombian errors while limiting theirs to 17 points. Colombia held a slim 45-44 margin in spikes. Wing spiker Henry Lopez of Dominica Republic scored a match-high of 17 points


Copa XII Panamericana Voleibol Masculino

Veracruz, México • August 26-Sept. 3 2018

molten
Five Decades of Excellence

MIZUNO

SPORT
COURT



on 15 kills, one block and one ace. Also from Dominican Republic, Opposite Henry Tapia contributed with 13 points and middle blocker Jonathan Mercedes with 11 points. Colombia's top attackers with opposite Gustavo Larrahondo with 15 points, wing spiker Ivan Hurtado with 12 points and middle blocker Leandro Mejia with 10 points.

Brazil 3, Canada 0

Brazil topped pool B after defeating Canada in straight sets (25-20, 25-15, 25-23). Brazil finished pool-play with 3-0 win-loss record and 15 points to top pool B and will have to wait for the other pool winner to see if they move directly into semifinals or will have to play the quarterfinals. Canada takes second place with 2-1 record and 9 points to move into quarterfinals. Canada was always behind but recovered well in set three but too late. Brazil's best strength was containing Canada's attackers with sizeable 12-4 blocking margin. Brazil also led in aces with 5-1 margin and with a slim 36-35 advantage in spikes. Brazil allowed 17 points on unforced errors and benefited from 22 opponent faults. Brazilian Opposite Alan Souza scored 16 points as leading scorer. Wing spiker Dantas Honorato added 11 points for Brazil and middle blocker Matheus Bispo dos Santos also contributed with 10 points. Wing spiker Brandon Koppers was the only player with double-figures for Canada, finishing with 12 units.

Argentina 3, Estados Unidos 0

Defending champions Argentina beat United States 3-0 (25-19, 25-21, 25-16) to win pool C. Argentina won pool C undefeated with 3-0 record and 14 points, waiting for the complete preliminary round results to see if they earned a direct ticket into the semifinals. United States finishes third to play for 7 to 10 placing matches. It was a spectacular display in defense by Argentina that carried out a solid performance scoring on a sizeable 32 opponent errors and allowing 17 on their side of the net. In numbers, there was not much difference with Argentina leading 6-5 in blocks and 3-2 in aces; USA led in kills 35-34. Two wing spikers led Argentina on 10 points apiece; Luciano Palonsky who came from the bench in set two, and Ezequiel Palacios. The only player from the US with double-figures was wing spiker Kupono Fey with 14 points on 11 kills, 2 blocks and one ace.


XII Copa Panamericana Voleibol Masculino

Veracruz, México • August 26-Sept. 3 2018

molten
FOR THE COURT

MIZUNO

**SPORT
COURT**



Cuba 3, Mexico 2

Cuba won pool A in five sets 3-2 (20-25, 25-16, 21-25, 25-12, 18-16) against host Mexico. Cuba finished with 3-0 record and 12 points as the lowest ranked pool winner and will play in quarterfinals against Canada. The host Mexico second placed to face Puerto Rico. Cuban wing spiker Miguel Angel Lopez carried his team to beat Mexico in a party of sets with spectacular 26 points including 24 kills. Cuba and Mexico fought strongly impressing the loud crowd at the Arena Cordoba. Cuba's offense overwhelmed Mexico on 67-48 lead in kills, 12-6 in blocks and 6-1 in aces. Cuba committed 38 unforced errors and Mexico 24. Also contributing in Cuba's victory was opposite Miguel Gutierrez with 15 points, wing spiker Osniel Melgarejo with 14 points and middle blocker Roamy Alonso with 12 points. Jorge Barajas was the only Mexican player that scored double-figures with 17 points, wing spiker Gonzalo Ruiz chipped in with 9 points; while opposite Daniel Vargas and middle Blocker Jonathan Martinez added 8 points each.

Brasil y Argentina con boleto directo a Semifinales de la Copa Panamericana

CORDOBA, México, 30 de agosto 2018. – Brasil y Argentina ganaron boletos directo a las semifinales de la décimo tercera Copa Panamericana Masculina en la Arena Córdoba en Córdoba, México.

Brasil (B) y Argentina (C) finalizaron como los ganadores de grupo de mayor rango, avanzando a las semifinales y asegurando uno de los cinco boletos disponibles a los Juegos Panamericanos de Lima.


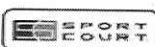
Cuba (A) finalizó como el ganador de grupo de menor rango y se enfrentará a Canadá (B) en la ronda de cuartos de final. El anfitrión México (A) segundo lugar de grupo disputará el otro juego de cuarto de final ante Puerto Rico (C).

Puerto Rico 3, Perú 0

Puerto Rico obtuvo una importante 3-0 (25-17, 25-20, 25-21) victoria sobre Perú en el grupo C. Puerto Rico finaliza la ronda de grupos con record 2-1 y 15 puntos, esperando el resultado del juego entre Argentina y Estados Unidos para definir el ranking final del grupo C. Puerto Rico le dio descanso durante el juego a varios jugadores claves, deteniendo exitosamente a Perú que siempre estuvo 3-4pts atrás, con una cómoda ventaja de 40-29 en el ataque y enorme margen 8-0 en servicio. Perú finalizó con una respetable ventaja de bloqueo por 9-4. En errores fueron similares,

Copa XII Panamericana Voleibol Masculino

Veracruz, México • August 26-Sept. 3 2018



Puerto Rico con 20 puntos y Perú con 23. Los atacantes de esquina Pablo Guzmán y Eddie Rivera encabezaron a Puerto Rico con 14 puntos cada uno, mientras que el opuesto Juan Vazquez recolectó 11 puntos. El opuesto Eduardo Roma lideró a Perú con 15 puntos y el atacante de esquina José Vargas contribuyó con 10 puntos.

Chile 3, Guatemala 0

Chile venció a Guatemala 3-0 (25-18, 25-18, 25-17) en su primera victoria. Chile culmina la ronda de grupos como tercer lugar en el grupo A y continuará en la competencia para disputar los juegos por los puestos 7 al 10, mientras que Guatemala quedó cuarto y espera su ranking general final para conocer por qué puestos jugará. Chile se adelantó en el marcador de manera temprana y con cómoda ventaja en todos los sets, sin permitir que los guatemaltecos entraran en su ritmo acostumbrado de juego. El cuadro chileno dominó a Guatemala por ventaja de 38-29 en ataques, 11-7 en bloqueos y 3-1 en puntos de saque. Chile anotó 23 puntos de errores de Guatemala, otorgando 16 puntos por errores propios. Con 16 puntos, el opuesto Tomas Parraguirre encabezó la ofensiva de Chile, incluyendo 14 ataques; lo acompañó su hermano el atacante de esquina Vicente Parraguirre con 12 puntos de 9 ataques, dos bloqueos y un punto de servicio. Por Guatemala, Carlos López, Wagner Chacón y Andy Leonardo terminaron con 8 unidades cada uno.

República Dominicana 3, Colombia 0



República Dominicana triunfó sobre Colombia 3-0 (25-23, 26-24, 27-25) en el grupo B. República Dominicana sorprendió a Colombia con un emocionante triunfo luego de que el cuadro sudamericano perdió puntos consecutivos de set en el segundo y tercer parcial. Los dominicanos finalizan terceros del grupo B con record 1-2 y cinco puntos, y jugarán por las posiciones 7 al 12 del evento. Los ganadores se impusieron con ventaja 5-1 en bloqueo y 6-2 en puntos de servicio, anotando a través de 40 errores de Colombia y limitando a 17 puntos los propios. Colombia tuvo una mínima ventaja de 45-44 en ataques. El atacante de esquina Henry López de República Dominicana fue el máximo anotador del juego con 17 puntos de 15 ataques, un bloqueo y un punto de servicio. También de República Dominicana, el opuesto Henry Tapia contribuyó con 13 puntos y el central Jonathan Mercedes con 11 puntos. Los líderes de ataque para Colombia fueron el opuesto Gustavo Larrahondo con 15 puntos, el atacante de esquina Ivan Hurtado con 12 puntos y el centra Leandro Mejía con 10 puntos.

Brasil 3, Canadá 0

Brasil ganó el grupo B luego de derrotar a Canadá en sets seguidos (25-20, 25-15, 25-23). Brasil finalizó la ronda de grupos con record 3-0 en juegos ganados y 15 puntos para ganar el grupo B, y esperará el resultado de los otros grupos para saber si avanza directamente a semifinales o tendrá que disputar la ronda de cuartos de final. Canadá queda segundo con record 2-1 y 9 puntos, avanzando a cuartos de final. Canadá siempre estuvo abajo, recuperándose en el tercer set de

XI Copa Panamericana Voleibol Masculino

Veracruz, México • August 26-Sept. 3 2018



forma combativa pero fue demasiado tarde. El mejor atributo de Brasil fue contener a los atacantes de Canadá por una amplia ventaja de 12-4 en el bloqueo. Brasil también encabezó en puntos de servicio por margen de 5-1 y con una mínima ventaja de 36-35 en ataque. Brasil permitió 17 puntos por errores no forzados y se benefició de 22 faltas del rival. El opuesto Alan Souza de Brasil, anotó 16 puntos como el máximo anotador del encuentro. El atacante de esquina Dantas Honorato agregó 11 puntos para Brasil y el central Matheus Bispo dos Santos también contribuyó anotando 10 tantos. El atacante Brandon Koppers fue el único canadiense con dígitos dobles, anotando 12 unidades.

Argentina 3, United States 0

El campeón defensor de Argentina venció a Estados Unidos 3-0 (25-19, 25-21, 25-16) ganando el grupo C. Argentina ganó el grupo A invicto, con record 3-0 y 14 puntos; esperando completar la ronda de preliminar para ver si el resultado le concedió un boleto directo a las semifinales. Estados Unidos termina tercero y jugará por los puestos 7 a 10. Fue una espectacular muestra de defensa por parte de Argentina que tuvo un sólido desempeño, anotando por 32 errores del rival y permitiendo 17 de su lado de la red. En números, no hubo mucha diferencia, con Argentina frente al bloqueo por margen de 6-5 y al servicio por 3-2; EEUU lideró el ataque 35-34. Dos atacantes de esquina encabezaron el ataque de Argentina con 10 puntos cada uno; Luciano Palonsky que salió de la banca en el segundo set, y Ezequiel Palacios. El único jugador de EEUU con dígitos dobles fue el atacante Kupono Fey con 14 puntos de 11 ataques, 2 bloqueos y un servicio.

Cuba 3, México 2

Cuba ganó el grupo A en cinco sets 3-2 (20-25, 25-16, 21-25, 25-12, 18-16) frente al anfitrión México. Cuba cerró con record 3-0 y 12 puntos como el ganador de grupo de menor rango y se enfrentará a Canadá en la ronda de cuartos de final. El anfitrión con record 2-1 también discutirá los cuartos de final como segundo lugar de grupo ante Puerto Rico. El esquina Miguel Angel López de Cuba, llevó a su equipo a vencer a México en una fiesta de sets con espectáculos 26 puntos incluyendo 24 ataques. Cuba y México se enfrentaron en una dura batalla impresionando al ruidoso público en la Arena Córdoba. La ofensiva Cubana fue demasiado para México liderando con una ventaja en ataques de 67-48, 12-6 en bloqueos y 6-1 en puntos de servicio. Cuba cometió 38 errores no forzados y México 24. También contribuyeron al triunfo de Cuba, el opuesto Miguel Gutiérrez con 15 puntos, el atacante de esquina Osniel Melgarejo con 14 puntos y el central Roamy Alonso con 12 puntos. Jorge Barajas fue el único jugador de México con dígitos dobles con 17 puntos, el atacante Gonzalo Ruiz aportó 9 puntos, mientras que el opuesto Daniel Vargas y el central Jonathan Martínez sumaron 8 puntos cada uno.