



6 al 15 de Julio 2018

Palacio de Voleibol

Prof. Ricardo Georiber Arias

XVII COPA PANAMERICANA

# VOLEIBOL FEMENINO FIESTA AMERICANA

Santo Domingo, República Dominicana

Patrocinador Oficial



# Boletín | 4

Santo Domingo • Distrito Nacional • Tuesday 10 July 2018



## NOTA INFORMATIVA No. 2

El Comité de Control de la XVII Copa Panamericana Femenina 2018 informa que el Juego No. 21 entre los equipos Republica Dominicana vs Puerto Rico se desarrollara a las 20.00 horas por acuerdo del comité organizador con la TV que cubre el evento, en su lugar el juego No. 22 entre Estados Unidos vs Colombia se desarrollara a las 18.00 horas.

**The Control Committee of the XVII Pan American Women's Cup 2018 informs that Game No. 21 between the Dominican Republic and Puerto Rico teams will be played at 20:00 pm by agreement of the organizing committee with the TV that covers the event, in its place the game No. 22 between the United States vs Colombia will take place at 18:00 pm.**



### Calendario y Formato de Competencia / Competition Format and Match Schedule

GROUP-A													
No.	Date	Time	Teams		Set	Result per set (points)					POINTS	TIME	
						1	2	3	4	5			
3	08-jul	14:00	CANADA	vs	PERU	3-0	25-21	25-12	25-17			75-50	1:17
6	08-jul	20:00	DOMINICAN REPUBLIC	vs	COSTA RICA	3-0	25-14	25-10	25-16			75-40	1:13
7	09-jul	10:00	COSTA RICA	vs	CANADA	0-3	10-25	10-25	7-25			27-75	1:02
12	09-jul	20:00	DOMINICAN REPUBLIC	vs	PERU	3-0	25-16	25-15	25-14			75-47	1:15
18	10-jul	20:00	DOMINICAN REPUBLIC	vs	CANADA	0-3	23-25	14-25	20-25			57-75	1:23
13	10-jul	22:00	PERU	vs	COSTA RICA	3-0	25-22	25-18	25-15			75-55	1:19
GROUP-B													
No.	Date	Time	Teams		Set	Result per set (points)					POINTS	TIME	
						1	2	3	4	5			
1	08-jul	10:00	TRINIDAD & TOBAGO	vs	UNITED STATES	1-3	25-21	15-25	22-25	15-25		77-96	1:55
5	08-jul	18:00	PUERTO RICO	vs	CUBA	3-0	25-13	25-22	25-23			75-58	1:22
8	09-jul	12:00	TRINIDAD & TOBAGO	vs	PUERTO RICO	2-3	28-30	20-25	25-21	28-26	8-15	109-117	2:30
11	09-jul	18:00	CUBA	vs	UNITED STATES	3-2	18-25	25-22	25-23	13-25	15-13	96-108	2:23
14	10-jul	12:00	CUBA	vs	TRINIDAD & TOBAGO	3-0	25-15	30-28	25-19			80-62	2:07
17	10-jul	18:00	UNITED STATES	vs	PUERTO RICO	3-0	25-22	25-21	25-14			75-57	1:28
GROUP-C													
No.	Date	Time	Teams		Set	Result per set (points)					POINTS	TIME	
						1	2	3	4	5			
2	08-jul	12:00	BRAZIL	vs	MEXICO	3-0	25-21	25-19	25-17			75-57	1:22
4	08-jul	16:00	ARGENTINA	vs	COLOMBIA	2-3	16-25	16-25	25-22	25-18	15-17	97-107	2:18
9	09-jul	14:00	COLOMBIA	vs	BRAZIL	2-3	25-18	26-24	16-25	23-25	13-15	103-113	2:31
10	09-jul	16:00	MEXICO	vs	ARGENTINA	3-0	25-20	25-15	25-20			75-55	1:26
15	10-jul	14:00	COLOMBIA	vs	MEXICO	3-0	25-15	25-22	25-12			75-49	1:34
16	10-jul	16:00	BRAZIL	vs	ARGENTINA	3-2	20-25	25-20	25-15	19-25	15-6	104-91	2:05
CLASSIFICATION 7/10													
No.	Date	Time	Teams		Set	Result per set (points)					POINTS	TIME	
						1	2	3	4	5			
19	11-jul	14:00	CUBA	vs	ARGENTINA	0-0							
20	11-jul	16:00	MEXICO	vs	PERU	0-0							
QUATERFINALS													
No.	Date	Time	Teams		Set	Result per set (points)					POINTS	TIME	
						1	2	3	4	5			
22	11-jul	18:00	UNITED STATES	vs	COLOMBIA	0-0							
21	11-jul	20:00	DOMINICAN REPUBLIC	vs	PUERTO RICO	0-0							
CLASSIFICATION 9/12													
No.	Date	Time	Teams		Set	Result per set (points)					POINTS	TIME	
						1	2	3	4	5			
23	12-jul	14:00	COSTA RICA	vs	Loser of M19 or M20	0-0							
24	12-jul	16:00	TRINIDAD & TOBAGO	vs	Loser of M20 or M19	0-0							

**CLASSIFICATION 5/8**

No.	Date	Time	Teams	Set	Result per set (points)						
					1	2	3	4	5	POINTS	TIME
25	12-jul	18:00	Winner of M19 vs Loser of M22 or M21	0-0							
26	12-jul	20:00	Winner of M20 vs Loser of M21 or M22	0-0							

**FINAL CLASSIFICATION 11/12**

No.	Date	Time	Teams	Set	Result per set (points)						
					1	2	3	4	5	POINTS	TIME
27	13-jul	14:00	Loser of M23 vs Loser of M24	0-0							

**FINAL CLASSIFICATION 9/10**

No.	Date	Time	Teams	Set	Result per set (points)						
					1	2	3	4	5	POINTS	TIME
28	13-jul	16:00	Winner of M23 vs Winner of M24	0-0							

**SEMIFINALS**

No.	Date	Time	Teams	Set	Result per set (points)						
					1	2	3	4	5	POINTS	TIME
29	13-jul	18:00	1° "A" / "B" / "C" (2) vs Winner of M21 or M22	0-0							
30	13-jul	20:00	1° "A" / "B" / "C" (1) vs Winner of M22 or M21	0-0							

**FINAL CLASSIFICATION 7/8**

No.	Date	Time	Teams	Set	Result per set (points)						
					1	2	3	4	5	POINTS	TIME
31	14-jul	12:00	Loser of M25 vs Loser of M26	0-0							

**FINAL CLASSIFICATION 5/6**

No.	Date	Time	Teams	Set	Result per set (points)						
					1	2	3	4	5	POINTS	TIME
32	14-jul	14:00	Winner of M25 vs Winner of M26	0-0							

**FINALS**

No.	Date	Time	Teams	Set	Result per set (points)						
					1	2	3	4	5	POINTS	TIME
33	14-jul	16:00	Loser of M29 vs Loser of M230	0-0							
34	14-jul	18:00	Winner of M29 vs Winner of M30	0-0							

\*NOTE1: For the Classification, Quarterfinal and Semifinal Rounds, according to the FIVB General Competition Regulations, it must be avoided that teams from the same group play each other.

\*NOTE2: According to the established competition format and the FIVB General Regulations, for the Classification, Quarter final and Semifinal Rounds, if three teams from the same group qualify, the match between highest ranked team and lowest ranked team of their Preliminary Round will be repeated.

\*NOTE3: Loser of M34 = Loser of Match #34, etc.





## Training Calendar

Día / Day	Hora / Time	Competition Venue - Palacio del Voleibol "Prof. Ricardo Georiber Arias"	Hora / Time	Training Court 1 - Pabellón de Voleibol	Training Court 2 - Pabellón de Voleibol
11-jul-18			7:30	CUB (14:00)	ARG (14:00)
	10:00		9:00	MEX (16:00)	PER (16:00)
	12:00		10:30	USA (18:00)	COL (18:00)
	14:00	CUB vs ARG	12:00	DOM (20:00)	PUR (20:00)
	16:00	MEX vs PER			
	18:00	USA vs COL	18:00	CAN (OFF)	BRA(OFF)
	20:00	DOM vs PUR	19:30	TTO (OFF)	CRC (OFF)
12-jul-18			7:30	CRC (14:00)	Loser of M19 or M20 (14:00)
	10:00		9:00	TTO (16:00)	Loser of M20 or M19 (16:00)
	12:00		10:30	Winner of M19 (18:00)	Loser of M22 or M21 (18:00)
	14:00	CRC vs Loser of M19 or M20	12:00	Winner of M20 (20:00)	Loser of M21 or M22 (20:00)
	16:00	TTO vs Loser of M20 or M19			
	18:00	Winner of M19 vs Loser of M22 or M21	18:00	1st A/ B / C (1) (OFF)	1st A/ B / C (2) (OFF)
	20:00	Winner of M20 vs Loser of M21 or M22	19:30	Winner of M21 (OFF)	Winner of M22 (OFF)
13-jul-18			7:30	Loser of M23 (14:00)	Loser of M24 (14:00)
	10:00		9:00	Winner of M23 (16:00)	Winner of M24 (16:00)
	12:00		10:30	1° "A" / "B" / "C" (2) (18:00)	Winner of M21 or M22 (18:00)
	14:00	Loser of M23 vs Loser of M24	12:00	Winner of M22 or M21 (20:00)	1° "A" / "B" / "C" (1) (20:00)
	16:00	Winner of M23 vs Winner of M24			
	18:00	1° "A" / "B" / "C" (2) vs Winner of M21 or M22	18:00	Winner of M25 (OFF)	Winner of M26 (OFF)
	20:00	1° "A" / "B" / "C" (1) vs Winner of M22 or M21	19:30	Loser of M25 (OFF)	Loser of M26 (OFF)
14-jul-18			7:30	Winner of M26 (16:00)	Winner of M25 (16:00)
			9:00	Loser of M29 (18:00)	Loser of M30 (18:00)
			10:30	Winner of M29 (20:00)	Winner of M30 (20:00)
	12:00	Loser of M25 vs Loser of M26	12:00		
	14:00	Winner of M25 vs Winner of M26			
	16:00	Loser of M29 vs Loser of M30			
	18:00	Winner of M29 vs Winner of M30			



## Warm up Calendar

Día / Day	Hora / Time	Competition Venue - Palacio del Voleibol "Prof. Ricardo Gioriber Arias"	Hora / Time	Training Court 3 - Pabellón de Voleibol	Training Court 4 - Pabellón de Voleibol
11-jul-18	10:00		8:30		
	12:00		10:30		
	14:00	CUB vs ARG	12:30	CUB (14:00)	ARG (14:00)
	16:00	MEX vs PER	14:30	MEX (16:00)	PER (16:00)
	18:00	USA vs COL	16:30	USA (18:00)	COL (18:00)
	20:00	DOM vs PUR	18:30	DOM (20:00)	PUR (20:00)
12-jul-18	10:00		8:30		
	12:00		10:30		
	14:00	CRC vs Loser of M19 or M20	12:30	CRC (14:00)	Loser of M19 or M20 (14:00)
	16:00	TTO (2) vs Loser of M20 or M19	14:30	TTO (16:00)	Loser of M20 or M19 (16:00)
	18:00	Winner of M19 vs Loser of M22 or M21	16:30	Winner of M19 (18:00)	Loser of M22 or M21 (18:00)
	20:00	Winner of M20 vs Loser of M21 or M22	18:30	Winner of M20 (20:00)	Loser of M21 or M22 (20:00)
13-jul-18	10:00		8:30		
	12:00		10:30		
	14:00	Loser of M23 vs Loser of M24	12:30	Loser of M23 (14:00)	Loser of M24 (14:00)
	16:00	Winner of M23 vs Winner of M24	14:30	Winner of M23 (16:00)	Winner of M24 (16:00)
	18:00	1° "A" / "B" / "C" (2) vs Winner of M21 or M22	16:30	1° "A" / "B" / "C" (2) (18:00)	Winner of M21 or M22 (18:00)
	20:00	1° "A" / "B" / "C" (1) vs Winner of M22 or M21	18:30	1° "A" / "B" / "C" (1) (20:00)	Winner of M22 or M21 (20:00)
14-jul-18	12:00	Loser of M25 vs Loser of M26	10:30	Loser of M25 (12:00)	Loser of M26 (12:00)
	14:00	Winner of M25 vs Winner of M26	12:30	Winner of M25 (14:00)	Winner of M26 (14:00)
	16:00	Loser of M29 vs Loser of M30	14:30	Loser of M29 (16:00)	Loser of M30 (16:00)
	18:00	Winner of M29 vs Winner of M30	16:30	Winner of M29 (18:00)	Winner of M30 (18:00)



FEDERATION  
INTERNATIONALE  
DE VOLLEYBALL



**O-1** UNIFORM COLOURS  
Couleur de l'uniforme

CITY:  
Ville:

DATE:  TIME:   
Heure:

REGISTERED COLOURS / Couleurs enregistrées :  
(ONLY SHIRT COLOUR - seulement la couleur du maillot)

POOL/PHASE:  
Groupe/Phase:

<b>CUB</b> ▼	<b>ARG</b> ▼	<b>MEX</b> ▼	<b>PER</b> ▼	- ▼	- ▼
--------------	--------------	--------------	--------------	-----	-----

1	Red	Navy	Red	White	-	-
2	Blue	Royal	White	Red	-	-
3	White	White	Black	Blue	-	-

**MATCH SCHEDULE**  
Calendrier des matches

DATE:	No. Match	Team Equipe	
		A	B
10/jul/2018	19	CUB	ARG
10/jul/2018	20	MEX	PER

**TEAMS CHOICE (1-2 OR 3)**  
Choix des équipes (1-2 ou 3)

1st CHOICE 1er Choix A		LIBERO CHOICE Libero Choix	
A	B	A	B
		White	White
		White	Red

**FIVB DECISION**  
Décision de la FIVB

A	B
Red	Royal
Red	White



FEDERATION  
INTERNATIONALE  
DE VOLLEYBALL



**O-1** UNIFORM COLOURS  
Couleur de l'uniforme

CITY: Ville: **Santo Domingo**

DATE: **10/Jul/2018** TIME: Heure: **23:50**

REGISTERED COLOURS / Couleurs enregistrées :  
(ONLY SHIRT COLOUR - seulement la couleur du maillot)

POOL/PHASE: Groupe/Phase: **Quarterfinals**

DOM ▼ PUR ▼ USA ▼ COL ▼ - ▼ - ▼

1	Red	Red	Red	Yellow	-	-
2	White	White	White	Blue	-	-
3	Blue	Blue	Navy	White	-	-

**MATCH SCHEDULE**  
Calendrier des matches

**TEAMS CHOICE (1-2 OR 3)**  
Choix des équipes (1-2 ou 3)

**FIVB DECISION**  
Décision de la FIVB

DATE:	No. Match	Team Equipe	
		A	B
10/jul/2018	21	DOM	PUR
10/jul/2018	22	USA	COL

1st CHOICE 1er Choix A		LIBERO CHOICE Libero Choix	
A	B	A	B
		Yellow	Blue
		White	Blue

A	B
Blue	White
Red	Yellow



## MATCHES RESULTS

### Pool A

No	Date	Teams	Set	Result per set (points)					Total Points	Duration	Spectators
				1	2	3	4	5			
3	08-Jul-2018	CAN - PER	3-0	25-21	25-12	25-17			75-50	0:55	400
6	08-Jul-2018	DOM - CRC	3-0	25-14	25-10	25-16			75-40	22:58	1200
7	09-Jul-2018	CRC - CAN	0-3	10-25	10-25	7-25			27-75	21:04	100
12	09-Jul-2018	DOM - PER	3-0	25-16	25-15	25-16			75-47	19:44	500
13	10-Jul-2018	PER - CRC	3-0	25-22	25-18	25-15			75-55	21:19	500
18	10-Jul-2018	DOM - CAN	0-3	23-25	14-25	20-25			57-75	21:23	1500

### Pool B

No	Date	Teams	Set	Result per set (points)					Total Points	Duration	Spectators
				1	2	3	4	5			
1	08-Jul-2018	TTO - USA	1-3	25-21	15-25	22-25	15-25		77-96	1:55	250
5	08-Jul-2018	PUR - CUB	3-0	25-13	25-22	25-23			75-58	0:22	450
8	09-Jul-2018	TTO - PUR	2-3	28-30	20-25	25-21	28-26	8-15	109-117	2:30	300
11	09-Jul-2018	CUB - USA	3-2	18-25	25-22	25-23	13-25	15-13	96-108	21:34	1000
14	10-Jul-2018	CUB - TTO	3-0	25-15	30-28	25-19			80-62	2:07	100
17	10-Jul-2018	USA - PUR	3-0	25-22	25-21	25-14			75-57	21:28	600

### Pool C

No	Date	Teams	Set	Result per set (points)					Total Points	Duration	Spectators
				1	2	3	4	5			
2	08-Jul-2018	BRA - MEX	3-0	25-21	25-19	25-17			75-57	0:55	250
4	08-Jul-2018	ARG - COL	2-3	16-25	16-25	25-22	25-18	15-17	97-107	2:06	400
9	09-Jul-2018	COL - BRA	2-3	25-18	26-24	16-25	23-25	13-15	103-107	22:23	500
10	09-Jul-2018	MEX - ARG	3-0	25-20	25-15	25-20			75-55	20:26	500
15	10-Jul-2018	COL - MEX	3-0	25-15	25-22	25-12			75-49	0:59	500
16	10-Jul-2018	BRA - ARG	3-2	20-25	25-20	25-15	19-25	15-6	104-91	22:05	600

## TEAM RANKING

### Pool A

Rk	Code	Team	Matches			Pts	Results details						Sets			Points		
			W	L	T		3-0	3-1	3-2	2-3	1-3	0-3	W	L	Ratio	W	L	Ratio
1	CAN	Canada	3	0	3	15	3	0	0	0	0	0	9	0	MAX	225	134	1.679
2	DOM	Dominican Republic	2	1	3	10	2	0	0	0	0	1	6	3	2.000	207	162	1.277
3	PER	Peru	1	2	3	5	1	0	0	0	0	2	3	6	0.500	172	205	0.839
4	CRC	Costa Rica	0	3	3	0	0	0	0	0	0	3	0	9	0.000	122	225	0.542

### Pool B

Rk	Code	Team	Matches			Pts	Results details						Sets			Points		
			W	L	T		3-0	3-1	3-2	2-3	1-3	0-3	W	L	Ratio	W	L	Ratio
1	USA	USA	2	1	3	11	1	1	0	1	0	0	8	4	2.000	279	230	1.213
2	PUR	Puerto Rico	2	1	3	8	1	0	1	0	0	1	6	5	1.200	249	242	1.028
3	CUB	Cuba	2	1	3	8	1	0	1	0	0	1	6	5	1.200	234	245	0.955
4	TTO	Trinidad and Tobago	0	3	3	3	0	0	0	1	1	1	3	9	0.333	248	293	0.846

### Pool C

Rk	Code	Team	Matches			Pts	Results details						Sets			Points		
			W	L	T		3-0	3-1	3-2	2-3	1-3	0-3	W	L	Ratio	W	L	Ratio
1	BRA	Brazil	3	0	3	11	1	0	2	0	0	0	9	4	2.250	286	251	1.139
2	COL	Colombia	2	1	3	10	1	0	1	1	0	0	8	5	1.600	285	253	1.126
3	MEX	Mexico	1	2	3	5	1	0	0	0	0	2	3	6	0.500	181	205	0.882
4	ARG	Argentina	0	3	3	4	0	0	0	2	0	1	4	9	0.444	243	286	0.849



# P-2 VOLLEYBALL • Match result



## 2018 Senior Women's NORCECA Panamerican Cup Preliminary Round Group A

**Match:** 13 **Date:** 10/07/2018 **Spectators:** 500  
**City:** Santo Domingo  
**Hall:** Palacio de Voleibol Ricardo Arias  
**Match duration:** Start: 22:57 End: 0:16 Total: 1:19

Teams	Sets	1	2	3	4	5	Total
PER	3	25	25	25			75
CRC	0	22	18	15			55
<b>Set duration</b>		0:26	0:23	0:24			1:13

**Referees:** MATEO, Nestor (DOM) & PARDO, José (CUB)

PER • Peru		1	2	3	4	5	Pts
1	Aquino Angelica (WS)	<input type="checkbox"/>	<input type="checkbox"/>				
2	Mosquera Yujhamy (MB)	<input checked="" type="checkbox"/>	<input checked="" type="checkbox"/>	<input checked="" type="checkbox"/>			6
3	Uribe Brenda Daniela (OP)	<input checked="" type="checkbox"/>	<input checked="" type="checkbox"/>	<input checked="" type="checkbox"/>			9
4	Lobaton Brenda (WS)	<input checked="" type="checkbox"/>	<input checked="" type="checkbox"/>	<input checked="" type="checkbox"/>			17
5	L Palacios Vanessa (L)						
6	Montes Kiara (OP)	<input checked="" type="checkbox"/>	<input checked="" type="checkbox"/>	<input checked="" type="checkbox"/>			14
7	Almeida Shiamara (S)				<input type="checkbox"/>		
10	La Rosa Zoila (S)	<input checked="" type="checkbox"/>	<input checked="" type="checkbox"/>	<input checked="" type="checkbox"/>			4
11	Yllescas Clarivett (MB)	<input checked="" type="checkbox"/>	<input checked="" type="checkbox"/>	<input checked="" type="checkbox"/>			6
13	Olema Katerinne Mabel (WS)				<input type="checkbox"/>		1
15	Ortiz Karla (WS)						
19	De La Peña Diana (MB)						
21	L Sanchez Esmeralda (L)	L	L	L			

**Coach:** Carlos Aparicio (PER)  
**Assistant:** Martín Escudero (PER)

CRC • Costa Rica		1	2	3	4	5	Pts
1	Carazo Martinez Tannia (WS)	<input checked="" type="checkbox"/>	<input checked="" type="checkbox"/>	<input checked="" type="checkbox"/>			9
2	Hernandez Gamboa Joselyn (MB)						
4	Gamboa Johanna (MB)	<input checked="" type="checkbox"/>	<input checked="" type="checkbox"/>	<input checked="" type="checkbox"/>			1
5	Espinoza Rojas Edya (WS)	<input type="checkbox"/>	<input type="checkbox"/>	<input type="checkbox"/>			1
7	Campos Melissa (S)	<input type="checkbox"/>	<input type="checkbox"/>	<input type="checkbox"/>			
8	L Castro Rueda Maria Jose (L)	L	L	L			
10	Madriz Piedra Valeria (OP)						
11	Rodriguez Mariana (OP)	<input checked="" type="checkbox"/>	<input checked="" type="checkbox"/>	<input checked="" type="checkbox"/>			3
12	Porras Vargas Ariana (WS)		<input type="checkbox"/>	<input type="checkbox"/>			
14	Fonseca Avila Irene (S)	<input checked="" type="checkbox"/>	<input checked="" type="checkbox"/>	<input checked="" type="checkbox"/>			7
16	Hines Cuza Mijal (MB)	<input checked="" type="checkbox"/>	<input checked="" type="checkbox"/>	<input checked="" type="checkbox"/>			8
17	Gonzalez Alfaro Yuliana (WS)	<input checked="" type="checkbox"/>	<input checked="" type="checkbox"/>	<input checked="" type="checkbox"/>			3

**Coach:** Cesar Salas Salazar (CRC)  
**Assistant:** Andres Lopez Castro (CRC)

### TEAMS AND PLAYERS PERFORMANCES

Won Pts	Total Atts	No Name	Scoring Skills	Won Pts	Total Atts	No Name
43	92	<b>Total Team</b>		22	85	<b>Total Team</b>
15	26	4 Lobaton Brenda (WS)	<b>Spike</b>	8	24	1 Carazo Martinez Tannia
11	26	6 Montes Kiara (OP)		6	11	16 Hines Cuza Mijal (MB)
7	39	<b>Total Team</b>	<b>Block</b>	7	37	<b>Total Team</b>
2	4	4 Lobaton Brenda (WS)		2	4	14 Fonseca Avila Irene (S)
2	8	11 Yllescas Clarivett (MB)		2	6	16 Hines Cuza Mijal (MB)
7	75	<b>Total Team</b>	<b>Serve</b>	3	56	<b>Total Team</b>
3	18	6 Montes Kiara (OP)		1	12	14 Fonseca Avila Irene (S)
2	10	2 Mosquera Yujhamy (MB)		1	4	5 Espinoza Rojas Edya (WS)
18		<b>Total Team</b>	<b>Opp. error</b>	23		<b>Total Team</b>
75	206	<b>Total Team</b>	<b>Total</b>	55	178	<b>Total Team</b>

17	35	4 Lobaton Brenda (WS)	<b>Best Scorer</b>	9	36	1 Carazo Martinez Tannia
----	----	-----------------------	--------------------	---	----	--------------------------

Excellent	Total Atts	No Name	Non scoring Skills	Excellent	Total Atts	No Name
12	72	<b>Total Team</b>		13	65	<b>Total Team</b>
5	21	21 Sanchez Esmeralda (L)	<b>Dig</b>	6	18	8 Castro Rueda Maria Jose
3	14	6 Montes Kiara (OP)		3	12	1 Carazo Martinez Tannia
4	88	<b>Total Team</b>	<b>Set</b>	6	82	<b>Total Team</b>
4	65	10 La Rosa Zoila (S)		5	57	14 Fonseca Avila Irene (S)
6	49	<b>Total Team</b>	<b>Reception</b>	18	59	<b>Total Team</b>
3	18	21 Sanchez Esmeralda (L)	<u>Success - Faults</u>	6	14	8 Castro Rueda Maria Jose
2	21	6 Montes Kiara (OP)	<u># Attempts</u>	9	30	1 Carazo Martinez Tannia

■ Starting line-up    Pts = Points scored    [nn] = Captain  
 Substitute    Atts = Attempts    L = Libero  
 Opp = Opponent





# P-2 VOLLEYBALL • Match result



## 2018 Senior Women's NORCECA Panamerican Cup Preliminary Round Group B

**Match:** 14 **Date:** 10/07/2018 **Spectators:** 100  
**City:** Santo Domingo  
**Hall:** Palacio de Voleibol Ricardo Arias  
**Match duration:** Start: 12:00 End: 14:07 Total: 2:07

Teams	Sets	1	2	3	4	5	Total
<b>CUB</b>	<b>3</b>	25	30	25			80
<b>TTO</b>	<b>0</b>	15	28	19			62
<b>Set duration</b>		0:26	0:31	1:04			2:01

**Referees:** CASTILLO, Alain (PER) & PARK, Jung (USA)

CUB • Cuba		1	2	3	4	5	Pts
1	Hernandez Aguila Claudia (WS)						
2	Gracia Gonzalez Regla Rainierys (WS)	■	■	■			15
5	Hernandez Santas Yamila (S)	■	■	■			2
6	Lescay Cajigal Daymara (MB)	■	■	■			4
8	Perez Ramos Diaris (WS)	■	■	■			10
9	L Luis Ruiz Dayessi (L)	L	L	L			
10	L Borrell Cruz Emily (L)	L	L	L			
11	Moreno Borrero Gretell Elena (S)		□				
12	Cese Montalvo Ailama (WS)		□				
14	Aguilera Carbajal Jessica (MB)				□		
17	Medina Torres Kitania (OP)	□	□				
18	Matienzo Linares Sulian Caridad (WS)	■	■	■			12
19	Suarez Hernandez Laura Beatriz (MB)	■	■	■			9
22	Sabin Terri Egli (S)						

**Coach:** Wilfredo Robinson (CUB)  
**Assistant:** Luis Gabriel Oviedo (CUB)

TTO • Trinidad & Tobago		1	2	3	4	5	Pts
2	Ross Jalicia (MB)	■	■	■			2
3	Thompson Channon (WS)	■	■				2
4	Billiny Kelly-Anne (S)	■	□	■			5
6	Jack Sinead (MB)	■	■	■			12
7	Fletcher Kiune (WS)						
8	Ramdin Darlene (WS)	■	■	■			4
10	Thomas TAIJA (OP)						
11	L Olton Afesha (L)	L	L	L			
12	Forde Renele (S)	□	■	■			1
15	Morain Latisha (WS)						
16	Esdelle Krystle (OP)	■	■	■			15
21	Alexander Afiya (MB)						

**Coach:** Cruz Jimenez, Franci (CUB)  
**Assistant:** Cuffie, Jarad (TTO)

### TEAMS AND PLAYERS PERFORMANCES

Won Pts	Total Atts	No Name	Scoring Skills	Won Pts	Total Atts	No Name
<b>36</b>	<b>96</b>	<b>Total Team</b>		<b>28</b>	<b>94</b>	<b>Total Team</b>
13	36	2 Gracia Gonzalez Regla	<b>Spike</b>	13	39	16 Esdelle Krystle (OP)
7	26	8 Perez Ramos Diaris (WS)		6	12	6 Jack Sinead (MB)
<b>9</b>	<b>34</b>	<b>Total Team</b>	<b>Block</b>	<b>7</b>	<b>48</b>	<b>Total Team</b>
3	11	19 Suarez Hernandez Laura		3	16	6 Jack Sinead (MB)
2	5	18 Matienzo Linares Sulian	<b>Serve</b>	1	5	16 Esdelle Krystle (OP)
<b>7</b>	<b>78</b>	<b>Total Team</b>		<b>6</b>	<b>63</b>	<b>Total Team</b>
3	19	18 Matienzo Linares Sulian	<b>Opp. error</b>	3	12	6 Jack Sinead (MB)
2	11	8 Perez Ramos Diaris (WS)	<b>Total</b>	1	9	2 Ross Jalicia (MB)
<b>28</b>		<b>Total Team</b>		<b>21</b>		<b>Total Team</b>
<b>80</b>	<b>208</b>	<b>Total Team</b>		<b>62</b>	<b>205</b>	<b>Total Team</b>

15	52	2 Gracia Gonzalez Regla	<b>Best Scorer</b>	15	57	16 Esdelle Krystle (OP)
----	----	-------------------------	--------------------	----	----	-------------------------

Excellent	Total Atts	No Name	Non scoring Skills	Excellent	Total Atts	No Name
<b>22</b>	<b>79</b>	<b>Total Team</b>		<b>14</b>	<b>80</b>	<b>Total Team</b>
7	13	9 Luis Ruiz Dayessi (L)	<b>Dig</b>	5	23	11 Olton Afesha (L)
5	12	8 Perez Ramos Diaris (WS)		4	11	8 Ramdin Darlene (WS)
<b>8</b>	<b>94</b>	<b>Total Team</b>	<b>Set</b>	<b>5</b>	<b>94</b>	<b>Total Team</b>
7	73	5 Hernandez Santas Yamila		5	66	12 Forde Renele (S)
<b>28</b>	<b>51</b>	<b>Total Team</b>	<b>Reception</b>	<b>22</b>	<b>64</b>	<b>Total Team</b>
13	20	10 Borrell Cruz Emily (L)	<b>Success - Faults</b>	9	16	11 Olton Afesha (L)
13	21	8 Perez Ramos Diaris (WS)	<b># Attempts</b>	10	28	8 Ramdin Darlene (WS)

■ Starting line-up    Pts = Points scored    [nn] = Captain  
□ Substitute    Atts = Attempts    L = Libero  
Opp = Opponent







# P-2 VOLLEYBALL • Match result



## 2018 Senior Women's NORCECA Panamerican Cup Preliminary Round Group C

**Match:** 15 **Date:** 10/07/2018 **Spectators:** 500  
**City:** Santo Domingo  
**Hall:** Palacio de Voleibol Ricardo Arias  
**Match duration:** Start: 14:35 End: 16:25 Total: 1:50

Teams	Sets	1	2	3	4	5	Total
<b>COL</b>	<b>3</b>	25	25	25			75
<b>MEX</b>	<b>0</b>	15	22	12			49
<b>Set duration</b>		0:30	0:33	0:25			1:28

**Referees:** HERNANDEZ, Cinthya (CRC) & CANDELARIA, Maricela (PUR)

COL • Colombia		1	2	3	4	5	Pts
2	Soto Yeisy (MB)						
3	Segovia Dayana (WS)	■	■	■			17
6	Carabali Valerin (MB)	■	■	■			5
9	L Toro Juliana (WS)	L	L	L			
11	Perez Giselle (WS)				□		1
12	Montaño Ivonne(OP)						
13	L Gomez Camila (L)						
14	Velasquez Angie (S)			□	□		
15	Marin Maria Alejandra (S)	■	■	■			
16	Rangel Melissa (MB)	■	■	■			7
17	Sarmiento Maria (L)						
18	Martinez Maria Margarita (WS)	■	■	■			10
19	Coneo Amanda (WS)	■	■	■			10
20	Pasos Veronica (OP)				□	□	2

**Coach:** Antonio Rizola Neto (BRA)  
**Assistant:** Bryan Silva Grisales (COL)

MEX • Mexico		1	2	3	4	5	Pts
2	L Lopez Lizeth (L)		L	L	L		
3	Sanay Sashiko (S)	■	■	■			1
4	Maldonado Andrea (WS)	□	■				3
5	Rangel Andrea (OP)	■	■	■			4
6	L Lopez Olmos Freda Maria (L)						
11	Urias Jocelyn (MB)	■	■	■			4
12	Bricio Samantha (WS)	■	■	■			15
13	Moreno Hernandez Monica (MB)						
14	Rios Claudia (WS)	■					1
15	Valle Ana (MB)	□	■	■			5
16	Parra Quintero Melanie Guadalupe (WS)		□	■			2
17	Flores Gamez Karina Angelica (MB)	■		□			1
19	Vela Jiménez María Celeste (S)						
21	Guereca Parra Uxue Amaya (OP)	□	□				2

**Coach:** Naranjo Ponce, Ricar (CUB)  
**Assistant:** Torres Garcia, Claud (MEX)

### TEAMS AND PLAYERS PERFORMANCES

Won Pts	Total Atts	No Name
<b>42</b>	<b>95</b>	<b>Total Team</b>
15	22	3 Segovia Dayana (WS)
9	29	18 Martinez Maria Margarita
<b>8</b>	<b>42</b>	<b>Total Team</b>
4	16	16 Rangel Melissa (MB)
2	9	3 Segovia Dayana (WS)
<b>2</b>	<b>73</b>	<b>Total Team</b>
1	19	18 Martinez Maria Margarita
1	10	19 Coneo Amanda (WS)
<b>23</b>		<b>Total Team</b>
<b>75</b>	<b>210</b>	<b>Total Team</b>

17	41	3 Segovia Dayana (WS)
----	----	-----------------------

Excellent	Total Atts	No Name
<b>20</b>	<b>86</b>	<b>Total Team</b>
8	20	9 Toro Juliana (WS)
6	20	19 Coneo Amanda (WS)
<b>5</b>	<b>91</b>	<b>Total Team</b>
3	70	15 Marin Maria Alejandra (S)
<b>17</b>	<b>40</b>	<b>Total Team</b>
10	25	9 Toro Juliana (WS)
3	10	19 Coneo Amanda (WS)

■ Starting line-up    Pts = Points scored    [nn] = Captain  
□ Substitute    Atts = Attempts    L = Libero  
Opp = Opponent

Scoring Skills
<b>Spike</b>
<b>Block</b>
<b>Serve</b>
<b>Opp. error</b>
<b>Total</b>

Best Scorer
15

Non scoring Skills
<b>Dig</b>
<b>Set</b>
<b>Reception</b>
Success - Faults
# Attempts

Won Pts	Total Atts	No Name
<b>33</b>	<b>107</b>	<b>Total Team</b>
13	33	12 Bricio Samantha (WS)
4	26	5 Rangel Andrea (OP)
<b>3</b>	<b>50</b>	<b>Total Team</b>
2	13	15 Valle Ana (MB)
1	11	11 Urias Jocelyn (MB)
<b>2</b>	<b>50</b>	<b>Total Team</b>
2	9	12 Bricio Samantha (WS)
<b>11</b>		<b>Total Team</b>
<b>49</b>	<b>207</b>	<b>Total Team</b>

15	44	12 Bricio Samantha (WS)
----	----	-------------------------

Excellent	Total Atts	No Name
<b>18</b>	<b>71</b>	<b>Total Team</b>
6	12	2 Lopez Lizeth (L)
5	14	5 Rangel Andrea (OP)
<b>8</b>	<b>101</b>	<b>Total Team</b>
8	83	3 Sanay Sashiko (S)
<b>28</b>	<b>68</b>	<b>Total Team</b>
16	39	12 Bricio Samantha (WS)
7	16	2 Lopez Lizeth (L)





# P-2 VOLLEYBALL • Match result



## 2018 Senior Women's NORCECA Panamerican Cup Preliminary Round Group C

**Match:** 16 **Date:** 10/07/2018 **Spectators:** 600  
**City:** Santo Domingo  
**Hall:** Palacio de Voleibol Ricardo Arias  
**Match duration:** Start: 16:38 End: 18:43 Total: 2:05

Teams	Sets	1	2	3	4	5	Total
<b>BRA</b>	<b>3</b>	20	25	25	19	15	104
<b>ARG</b>	<b>2</b>	25	20	15	25	6	91
<b>Set duration</b>		0:25	0:27	0:24	0:24	0:13	1:53

**Referees:** ROBB, Andrew (CAN) & CASTRO, Omar (CAN)

BRA • Brazil		1	2	3	4	5	Pts
1	Leao Mara Ferreira (MB)						
3	Lins Danielle (S)	■	■	■	■	■	1
4	Silva Claudia (S)	□	□	□	□		1
5	Silva Milka Marcilia (MB)						
6	Daher de Menezes Thaisa (MB)	■	■	■	■	■	11
13	Jacintho Francynne (MB)	■	■	■	■	■	11
14	L Teodoro Silva Tássia (L)	L	L	L	L	L	
15	L Araujo Natália (L)						
16	Marques Bruna Honorio (OP)	■	■	■	■	■	11
18	Geraldo Teixeira Lorenne (OP)	□	□	□	□		3
20	Tomé Fernanda (WS)	■	■	■	■	■	19
21	Brancher Edinara (WS)						
22	Candido Da Silva Gabriela (WS)						
23	Claro Maira Cipriano (WS)	■	■	■	■	■	11

**Coach:** Wagner Coppini Ferna (BRA)  
**Assistant:** Mauricio Thomas (BRA)

ARG • Argentina		1	2	3	4	5	Pts
3	Nizetich Paula Yamila (WS)	■	■	■	■	■	16
5	Fresco Lucia (OP)	■	■	■	□	□	6
6	Rodriguez Elina (WS)	■	■	■	■	■	17
9	Sagardia Clarisa (S)	■	■	■	■	■	2
10	Tosi Anahi Florencia (OP)		□	□	■	■	5
11	Lazcano Julieta Constanza (MB)	■	■	■	■	■	9
12	L Rizzo Tatiana Soledad (L)	L	L			L	
13	L Granado Virginia (L)		L	L	L	L	
14	Soria Agostina Denisse (WS)						
15	Fortuna Antonela (WS)		□	□			
16	Busquets Reyes Florencia Natasha (MB)						
20	Galiano Valentina (S)		□	□	□	□	
21	Graff Brenda (MB)						
23	Michel Tosi Agnes Victoria (MB)	■	■	■	■	■	11

**Coach:** Orduna, Guillermo  
**Assistant:** Muraco, Fabian

### TEAMS AND PLAYERS PERFORMANCES

Won Pts	Total Atts	No Name	Scoring Skills	Won Pts	Total Atts	No Name
<b>45</b>	<b>109</b>	<b>Total Team</b>		<b>56</b>	<b>130</b>	<b>Total Team</b>
12	31	20 Tomé Fernanda (WS)	<b>Spike</b>	17	39	6 Rodriguez Elina (WS)
10	24	23 Claro Maira Cipriano (WS)		15	32	3 Nizetich Paula Yamila (WS)
<b>9</b>	<b>57</b>	<b>Total Team</b>	<b>Block</b>	<b>5</b>	<b>42</b>	<b>Total Team</b>
4	12	13 Jacintho Francynne (MB)		4	10	23 Michel Tosi Agnes Victoria
3	10	20 Tomé Fernanda (WS)		1	4	5 Fresco Lucia (OP)
<b>14</b>	<b>103</b>	<b>Total Team</b>	<b>Serve</b>	<b>5</b>	<b>91</b>	<b>Total Team</b>
4	17	20 Tomé Fernanda (WS)		2	9	10 Tosi Anahi Florencia (OP)
4	18	16 Marques Bruna Honorio		1	16	3 Nizetich Paula Yamila (WS)
<b>36</b>		<b>Total Team</b>	<b>Opp. error</b>	<b>25</b>		<b>Total Team</b>
<b>104</b>	<b>269</b>	<b>Total Team</b>	<b>Total</b>	<b>91</b>	<b>263</b>	<b>Total Team</b>

19	58	20 Tomé Fernanda (WS)	<b>Best Scorer</b>	17	55	6 Rodriguez Elina (WS)
----	----	-----------------------	--------------------	----	----	------------------------

Excellent	Total Atts	No Name	Non scoring Skills	Excellent	Total Atts	No Name
<b>17</b>	<b>88</b>	<b>Total Team</b>		<b>22</b>	<b>100</b>	<b>Total Team</b>
6	15	14 Teodoro Silva Tássia (L)	<b>Dig</b>	6	19	3 Nizetich Paula Yamila (WS)
4	12	23 Claro Maira Cipriano (WS)		5	19	13 Granado Virginia (L)
<b>8</b>	<b>106</b>	<b>Total Team</b>	<b>Set</b>	<b>7</b>	<b>125</b>	<b>Total Team</b>
5	75	3 Lins Danielle (S)		6	91	9 Sagardia Clarisa (S)
<b>24</b>	<b>78</b>	<b>Total Team</b>	<b>Reception</b>	<b>24</b>	<b>92</b>	<b>Total Team</b>
12	29	20 Tomé Fernanda (WS)	Success - Faults	9	28	3 Nizetich Paula Yamila (WS)
6	19	14 Teodoro Silva Tássia (L)	# Attempts	7	19	6 Rodriguez Elina (WS)

■ Starting line-up    Pts = Points scored    [nn] = Captain  
□ Substitute        Atts = Attempts        L = Libero  
Opp = Opponent





# P-2 VOLLEYBALL • Match result



## 2018 Senior Women's NORCECA Panamerican Cup Preliminary Round Group B

**Match:** 17 **Date:** 10/07/2018 **Spectators:** 600  
**City:** Santo Domingo  
**Hall:** Palacio de Voleibol Ricardo Arias  
**Match duration:** Start: 19:10 End: 20:38 Total: 1:28

Teams	Sets	1	2	3	4	5	Total
<b>USA</b>	<b>3</b>	25	25	25			75
<b>PUR</b>	<b>0</b>	22	21	14			57
<b>Set duration</b>		0:28	0:29	0:25			1:22

**Referees:** RAMIREZ, Yuri (DOM) & CAMPOS, Flavio (BRA)

USA • United States		1	2	3	4	5	Pts
1	Poulter Jordyn (S)						
4	L Wong-Orantes Justine (L)						
7	Carlini Lauren (S)	■	■	■			2
8	Rivers Krystal (OP)		□	■			1
10	Lee Simone (WS)	■	■	■			14
13	Wilhite Sarah (WS)	■	■	■			13
14	Anae Adora (WS)						
15	Washington Haleigh (MB)	■	■	■			8
18	Abukusumo-Whitney Aiyana (OP)	■	■	□			4
20	L Benson Amanda (L)		L	L	L		
21	Tapp Paige (MB)			□			1
22	McCage Mallory (MB)						
24	Rolfzen Kadie (WS)						
25	Ogbogu Chiaka (MB)	■	■	■			10
<b>Coach:</b> Newman-Gonchar, Jona (USA)							
<b>Assistant:</b> Childress, Alisha (USA)							

PUR • Puerto Rico		1	2	3	4	5	Pts
1	Santana Daly (WS)						
2	L Venegas Shara (L)			L	L	L	
3	L Leon Valeria A. (L)				L		
4	Santos Raymariely (S)	■	■	■			1
8	Nogueras Jennifer (S)						
9	Otero Perez Julymar Lorelys (OP)	□	□	□			1
11	Victoria Sofia (WS)	□	□	■			3
12	Ortiz Neira (MB)	■	■	■			4
13	Ferrer Shirley (OP)	■	■	□			5
14	Valentin Natalia (S)	□	□	□			
17	Santos Naomi (WS)	■	■	■			8
18	Hernandez Alba (MB)						
19	Jusino Ana Sofia (MB)	■	■	■			6
21	Victoria Pilar Marie (WS)	■	■	■			8
<b>Coach:</b> Javier Gaspar (PUR)							
<b>Assistant:</b> Abdell Otero (PUR)							

### TEAMS AND PLAYERS PERFORMANCES

Won Pts	Total Atts	No Name
<b>32</b>	<b>84</b>	<b>Total Team</b>
13	27	10 Lee Simone (WS)
7	17	13 Wilhite Sarah (WS)
<b>12</b>	<b>37</b>	<b>Total Team</b>
5	10	25 Ogbogu Chiaka (MB)
4	6	13 Wilhite Sarah (WS)
<b>9</b>	<b>74</b>	<b>Total Team</b>
2	12	13 Wilhite Sarah (WS)
2	12	25 Ogbogu Chiaka (MB)
<b>22</b>		<b>Total Team</b>
<b>75</b>	<b>195</b>	<b>Total Team</b>

14	43	10 Lee Simone (WS)
----	----	--------------------

Excellent	Total Atts	No Name
<b>17</b>	<b>72</b>	<b>Total Team</b>
6	16	20 Benson Amanda (L)
4	10	18 Abukusumo-Whitney Aiyana
<b>13</b>	<b>78</b>	<b>Total Team</b>
13	64	7 Carlini Lauren (S)
<b>14</b>	<b>45</b>	<b>Total Team</b>
6	14	13 Wilhite Sarah (WS)
7	23	10 Lee Simone (WS)

■ Starting line-up    Pts = Points scored    [nn] = Captain  
□ Substitute    Atts = Attempts    L = Libero  
Opp = Opponent

Scoring Skills
<b>Spike</b>
<b>Block</b>
<b>Serve</b>
<b>Opp. error</b>
<b>Total</b>

<b>Best Scorer</b>
--------------------

Non scoring Skills
<b>Dig</b>
<b>Set</b>
<b>Reception</b>
<b>Success - Faults</b>
<b># Attempts</b>

Won Pts	Total Atts	No Name
<b>32</b>	<b>98</b>	<b>Total Team</b>
8	27	21 Victoria Pilar Marie (WS)
7	19	17 Santos Naomi (WS)
<b>1</b>	<b>23</b>	<b>Total Team</b>
1	4	12 Ortiz Neira (MB)
<b>3</b>	<b>58</b>	<b>Total Team</b>
1	6	11 Victoria Sofia (WS)
1	11	17 Santos Naomi (WS)
<b>21</b>		<b>Total Team</b>
<b>57</b>	<b>179</b>	<b>Total Team</b>

8	33	17 Santos Naomi (WS)
---	----	----------------------

Excellent	Total Atts	No Name
<b>13</b>	<b>76</b>	<b>Total Team</b>
8	24	2 Venegas Shara (L)
2	7	13 Ferrer Shirley (OP)
<b>6</b>	<b>91</b>	<b>Total Team</b>
6	65	4 Santos Raymariely (S)
<b>16</b>	<b>66</b>	<b>Total Team</b>
9	20	2 Venegas Shara (L)





# P-2 VOLLEYBALL • Match result



## 2018 Senior Women's NORCECA Panamerican Cup Preliminary Round Group A

**Match:** 18 **Date:** 10/07/2018 **Spectators:** 1,500  
**City:** Santo Domingo  
**Hall:** Palacio de Voleibol Ricardo Arias  
**Match duration:** Start: 21:07 End: 22:30 Total: 1:23

Teams	Sets	1	2	3	4	5	Total
<b>DOM</b>	<b>0</b>	23	14	20			57
<b>CAN</b>	<b>3</b>	25	25	25			75
<b>Set duration</b>		0:27	0:22	0:28			1:17

**Referees:** MACIAS, Luis (MEX) & CHARLES, Brian (TTO)

DOM • Dominican Republic		1	2	3	4	5	Pts
1	Vargas Valdez Annerys (MB)	■	■	■			5
4	Fersola Norberto Marianne (MB)						
5	L Castillo Brenda (L)	L	L	L			
6	Dominguez Martinez Camil (S)	□	□				
7	Marte Frica Niverka (S)	■	■	■			1
8	Arias Perez Candida (MB)	■	■				4
11	Rodriguez Marifranchi (MB)			■			
14	Rivera Brens Prisilla (WS)	□	□	□			
16	Peña Isabel Yonkaira (WS)	■	■	□			4
17	Mambro Casilla Gina (OP)	□	□	■			8
18	De La Cruz De Peña Bethania (WS)			■			1
20	Martinez Brayelin (WS)	■	■	■			12
23	Gonzalez Lopez Gaila Ceneida (OP)	■	■				4
25	L Martinez Caro Larysmer (S)						

**Coach:** Marcos Kwiek (BRA)  
**Assistant:** Wagner Rocha Pacheco (BRA)

CAN • Canada		1	2	3	4	5	Pts
1	L Niles Jessica (L)		L	L	L		
2	Bailey Autumn (WS)	■	■	■			7
5	Smith Danielle (S)	□		□			
7	Beamish Brianna (WS)	□		□			
8	Ogoms Alicia (MB)						
9	Gray Alexa Lea (WS)	■	■	■			18
12	Cross Jennifer (MB)	■	■	■			6
15	Chase Sarah (WS)						
16	Joseph Shainah (OP)						
17	L Moncks Kristen (L)						
20	Perrin Alicia (MB)						
22	Cyr Megan (S)	■	■	■			
23	Maglio Emily (MB)	■	■	■			6
25	Van Ryk Kiera (WS)	■	■	■			14

**Coach:** Marcello Abbondanza (ITA)  
**Assistant:** Richard Schick (CAN)

### TEAMS AND PLAYERS PERFORMANCES

Won Pts	Total Atts	No Name
<b>30</b>	<b>81</b>	<b>Total Team</b>
12	26	20 Martinez Brayelin (WS)
7	11	17 Mambro Casilla Gina (OP)
<b>4</b>	<b>29</b>	<b>Total Team</b>
2	10	1 Vargas Valdez Annerys
1	4	17 Mambro Casilla Gina (OP)
<b>5</b>	<b>59</b>	<b>Total Team</b>
2	9	8 Arias Perez Candida (MB)
2	6	16 Peña Isabel Yonkaira (WS)
<b>18</b>		<b>Total Team</b>
<b>57</b>	<b>169</b>	<b>Total Team</b>

12	40	20 Martinez Brayelin (WS)
----	----	---------------------------

Excellent	Total Atts	No Name
<b>20</b>	<b>68</b>	<b>Total Team</b>
13	23	5 Castillo Brenda (L)
2	7	16 Peña Isabel Yonkaira (WS)
<b>3</b>	<b>83</b>	<b>Total Team</b>
3	54	7 Marte Frica Niverka (S)
<b>16</b>	<b>64</b>	<b>Total Team</b>
10	20	5 Castillo Brenda (L)
3	18	20 Martinez Brayelin (WS)

Scoring Skills
<b>Spike</b>
<b>Block</b>
<b>Serve</b>
<b>Opp. error</b>
<b>Total</b>

<b>Best Scorer</b>
--------------------

Non scoring Skills
<b>Dig</b>
<b>Set</b>
<b>Reception</b>
Success - Faults
# Attempts

Won Pts	Total Atts	No Name
<b>34</b>	<b>87</b>	<b>Total Team</b>
15	33	9 Gray Alexa Lea (WS)
7	19	25 Van Ryk Kiera (WS)
<b>6</b>	<b>32</b>	<b>Total Team</b>
2	11	23 Maglio Emily (MB)
1	2	2 Bailey Autumn (WS)
<b>11</b>	<b>73</b>	<b>Total Team</b>
6	18	25 Van Ryk Kiera (WS)
2	11	2 Bailey Autumn (WS)
<b>24</b>		<b>Total Team</b>
<b>75</b>	<b>192</b>	<b>Total Team</b>

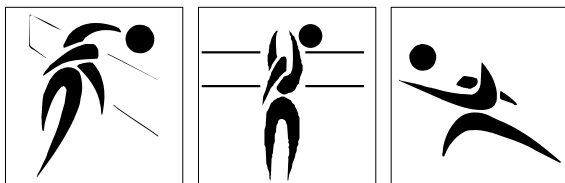
18	45	9 Gray Alexa Lea (WS)
----	----	-----------------------

Excellent	Total Atts	No Name
<b>14</b>	<b>85</b>	<b>Total Team</b>
6	13	1 Niles Jessica (L)
3	14	9 Gray Alexa Lea (WS)
<b>5</b>	<b>87</b>	<b>Total Team</b>
5	64	22 Cyr Megan (S)
<b>12</b>	<b>50</b>	<b>Total Team</b>
6	23	2 Bailey Autumn (WS)
4	12	1 Niles Jessica (L)

■ Starting line-up    Pts = Points scored    [nn] = Captain  
□ Substitute    Atts = Attempts    L = Libero  
Opp = Opponent







### Best Scorers

Rk	No	Name	Team	Spike	Block	Serve	Total
1	16	Esdelle Krystle (OP)	TTO	48	2	4	54
2	16	Marques Bruna Honorio (OP)	BRA	36	6	7	49
3	3	Segovia Dayana (WS)	COL	38	6	3	47
4	25	Van Ryk Kiera (WS)	CAN	22	1	23	46
4	10	Lee Simone (WS)	USA	38	4	4	46
4	19	Coneo Amanda (WS)	COL	42	3	1	46
7	6	Daher de Menezes Thaisa (MB)	BRA	30	8	4	42
8	17	Santos Noami (WS)	PUR	27	3	10	40
9	6	Rodriguez Elina (WS)	ARG	36	1	2	39
10	3	Nizetich Paula Yamila (WS)	ARG	34	1	3	38
11	12	Bricio Samantha (WS)	MEX	30	0	7	37
11	18	Matienzo Linares Sulian Caridad (WS)	CUB	22	3	12	37
11	18	Martinez Maria Margarita (WS)	COL	35	1	1	37
14	6	Jack Sinead (MB)	TTO	17	11	8	36
15	2	Gracia Gonzalez Regla Rainierys (WS)	CUB	32	1	1	34
15	18	Abukusumo-Whitney Aiyana (OP)	USA	26	4	4	34
15	13	Jacintho Francynne (MB)	BRA	21	11	2	34
18	9	Gray Alexa Lea (WS)	CAN	29	1	2	32
18	21	Victoria Pilar Marie (WS)	PUR	30	1	1	32
18	15	Washington Haleigh (MB)	USA	20	6	6	32
21	13	Ferrer Shirley (OP)	PUR	29	2	0	31
21	20	Tomé Fernanda (WS)	BRA	22	5	4	31
23	5	Rangel Andrea (OP)	MEX	27	1	1	29
24	8	Perez Ramos Diaris (WS)	CUB	18	3	7	28
24	3	Thompson Channon (WS)	TTO	23	2	3	28
24	11	Lazcano Julieta Constanza (MB)	ARG	23	1	4	28
27	4	Lobaton Brenda (WS)	PER	23	3	1	27
27	16	Rangel Melissa (MB)	COL	15	11	1	27
29	23	Claro Maira Cipriano (WS)	BRA	19	4	3	26
30	20	Martinez Brayelin (WS)	DOM	24	1	0	25
30	6	Montes Kiara (OP)	PER	21	0	4	25
30	23	Maglio Emily (MB)	CAN	17	7	1	25
33	5	Fresco Lucia (OP)	ARG	20	2	2	24
34	17	Mambru Casilla Gina (OP)	DOM	18	3	2	23
34	25	Ogbogu Chiaka (MB)	USA	10	10	3	23
36	2	Bailey Autumn (WS)	CAN	17	2	3	22
36	12	Ortiz Neira (MB)	PUR	16	3	3	22
36	13	Wilhite Sarah (WS)	USA	13	5	4	22
39	1	Carazo Martinez Tannia (WS)	CRC	19	2	0	21
39	6	Carabali Valerin (MB)	COL	13	6	2	21
41	8	Ramdin Darlene (WS)	TTO	15	5	0	20
42	3	Uribe Brenda Daniela (OP)	PER	18	0	1	19
42	23	Gonzalez Lopez Gaila Ceneida (OP)	DOM	15	3	1	19
42	16	Peña Isabel Yonkaira (WS)	DOM	13	2	4	19
42	19	Suarez Hernandez Laura Beatriz (MB)	CUB	13	6	0	19
46	18	De La Cruz De Peña Bethania (WS)	DOM	13	2	2	17
46	2	Ross Jalcia (MB)	TTO	7	8	2	17
48	14	Anae Adora (WS)	USA	15	1	0	16
48	16	Busquets Reyes Florencia Natasha (MB)	ARG	9	5	2	16
50	11	Urias Jocelyn (MB)	MEX	9	6	0	15
<b>Total tournament</b>				<b>1,380</b>	<b>284</b>	<b>222</b>	<b>1,886</b>



## Best Spikers

Limit: 15.00%

Rk	No	Name	Team	Spikes	Faults	Shots	Total Attempts	Succ. %
1	6	Daher de Menezes Thaisa (MB)	BRA	30	8	19	57	52.63
2	10	Lee Simone (WS)	USA	38	13	23	74	51.35
3	20	Martinez Brayelin (WS)	DOM	24	4	22	50	48.00
4	13	Ferrer Shirley (OP)	PUR	29	10	28	67	43.28
5	3	Segovia Dayana (WS)	COL	38	10	40	88	43.18
6	9	Gray Alexa Lea (WS)	CAN	29	12	28	69	42.03
7	18	Matienzo Linares Sulian Caridad (WS)	CUB	22	12	20	54	40.74
8	16	Esdelle Krystle (OP)	TTO	48	16	56	120	40.00
9	25	Van Ryk Kiera (WS)	CAN	22	8	25	55	40.00
10	6	Rodriguez Elina (WS)	ARG	36	16	38	90	40.00
<b>Total Tournament</b>				1,380	530	1,797	3,707	37.23




## Best Blockers

Rk	No	Name	Team	Kill Blocks	Faults	Rebounds	Total Attempts	Avg. by set
1	6	Jack Sinead (MB)	TTO	11	11	30	52	0.92
2	16	Rangel Melissa (MB)	COL	11	14	29	54	0.85
3	13	Jacintho Francynne (MB)	BRA	11	11	9	31	0.85
4	25	Ogbogu Chiaka (MB)	USA	10	8	9	27	0.83
5	23	Maglio Emily (MB)	CAN	7	5	18	30	0.78
6	11	Urias Jocelyn (MB)	MEX	6	7	14	27	0.67
7	2	Ross Jalcia (MB)	TTO	8	14	15	37	0.67
8	6	Daher de Menezes Thaisa (MB)	BRA	8	12	23	43	0.62
9	6	Lescay Cajigal Daymara (MB)	CUB	6	6	17	29	0.55
10	19	Suarez Hernandez Laura Beatriz (MB)	CUB	6	10	14	30	0.55
<b>Total Tournament</b>				284	476	806	1,566	4.37



## Best Servers

Rk	No	Name	Team	Aces	Faults	Serve Hits	Total Attempts	Avg. by set
1	25	Van Ryk Kiera (WS)	CAN	23	6	24	53	2.56
2	18	Matienzo Linares Sulian Caridad (WS)	CUB	12	3	48	63	1.09
3	17	Santos Noami (WS)	PUR	10	5	37	52	0.91
4	12	Bricio Samantha (WS)	MEX	7	12	15	34	0.78
5	6	Jack Sinead (MB)	TTO	8	13	25	46	0.67
6	8	Perez Ramos Diaris (WS)	CUB	7	5	18	30	0.64
7	16	Marques Bruna Honorio (OP)	BRA	7	6	36	49	0.54
8	15	Washington Haleigh (MB)	USA	6	5	28	39	0.50
9	6	Montes Kiara (OP)	PER	4	6	27	37	0.44
10	16	Peña Isabel Yonkaira (WS)	DOM	4	4	10	18	0.44
<b>Total Tournament</b>				222	406	2,100	2,728	3.42



### Best Diggers

Rk	No	Name	Team	Digs	Faults	Receptions	Total Attempts	Avg. by set
1	5	Castillo Brenda (L)	DOM	37	8	21	66	4.11
2	14	Teodoro Silva Tássia (L)	BRA	26	13	28	67	2.00
3	2	Venegas Shara (L)	PUR	20	14	30	64	1.82
4	1	Niles Jessica (L)	CAN	16	5	10	31	1.78
5	21	Sanchez Esmeralda (L)	PER	16	14	29	59	1.78
6	2	Lopez Lizeth (L)	MEX	16	10	15	41	1.78
7	20	Benson Amanda (L)	USA	20	7	23	50	1.67
8	5	Rangel Andrea (OP)	MEX	15	10	23	48	1.67
9	19	Coneo Amanda (WS)	COL	20	13	33	66	1.54
10	11	Olton Afesha (L)	TTO	18	26	34	78	1.50
<b>Total Tournament</b>				645	664	1,560	2,869	9.92



### Best Setters


Rk	No	Name	Team	Running Sets	Faults	Still Sets	Total Attempts	Avg. by set
1	3	Lins Danielle (S)	BRA	38	2	201	241	2.92
2	22	Cyr Megan (S)	CAN	25	1	145	171	2.78
3	15	Marin Maria Alejandra (S)	COL	35	5	256	296	2.69
4	9	Sagardia Clarisa (S)	ARG	33	5	217	255	2.54
5	7	Marte Frica Niverka (S)	DOM	19	3	109	131	2.11
6	7	Carlini Lauren (S)	USA	25	1	210	236	2.08
7	10	La Rosa Zoila (S)	PER	17	3	163	183	1.89
8	3	Sanay Sashiko (S)	MEX	15	1	206	222	1.67
9	4	Santos Raymariely (S)	PUR	13	3	224	240	1.18
10	14	Fonseca Avila Irene (S)	CRC	9	4	138	151	1.00
<b>Total Tournament</b>				276	60	3,199	3,535	4.25



### Best Receivers

Limit: 20.00%

Rk	No	Name	Team	Excellents	Faults	Serve Receptions	Total Attempts	Eff. %
1	5	Castillo Brenda (L)	DOM	20	4	9	33	48.48
2	11	Olton Afesha (L)	TTO	28	2	36	66	39.39
3	9	Toro Juliana (WS)	COL	28	4	34	66	36.36
4	14	Teodoro Silva Tássia (L)	BRA	27	5	29	61	36.07
5	2	Venegas Shara (L)	PUR	26	3	35	64	35.94
6	10	Borrell Cruz Emily (L)	CUB	24	3	32	59	35.59
7	17	Santos Noami (WS)	PUR	26	4	32	62	35.48
8	18	Martinez Maria Margarita (WS)	COL	19	2	28	49	34.69
9	19	Coneo Amanda (WS)	COL	22	1	40	63	33.33
10	2	Lopez Lizeth (L)	MEX	20	5	24	49	30.61
<b>Total Tournament</b>				734	230	1,352	2,316	21.76



## Best Liberos

Rk	No	Name	Team	Excellents	Faults	In play	Total attempts	Avg. by set
1	5	Castillo Brenda (L)	DOM	57	12	30	99	6.33
2	2	Venegas Shara (L)	PUR	46	17	65	128	4.18
3	14	Teodoro Silva Tássia (L)	BRA	53	18	57	128	4.08
4	2	Lopez Lizeth (L)	MEX	36	15	39	90	4.00
5	11	Olton Afesha (L)	TTO	46	28	70	144	3.83
6	21	Sanchez Esmeralda (L)	PER	31	19	57	107	3.44
7	8	Castro Rueda Maria Jose (L)	CRC	30	22	38	90	3.33
8	9	Toro Juliana (WS)	COL	42	14	57	113	3.23
9	1	Niles Jessica (L)	CAN	27	8	23	58	3.00
10	10	Borrell Cruz Emily (L)	CUB	32	12	51	95	2.91

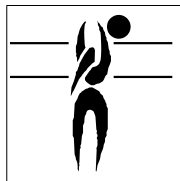




## Best Spikers

Limit: 15.00%

Rk	Team	Spikes	Faults	Shots	Total Attempts	Succ. %
1	DOM Dominican Republic	109	24	108	241	45.23
2	CAN Canada	106	26	108	240	44.17
3	USA United States	138	45	137	320	43.13
4	BRA Brazil	147	44	177	368	39.95
5	COL Colombia	158	41	198	397	39.80
6	PUR Puerto Rico	123	58	142	323	38.08
7	ARG Argentina	142	59	183	384	36.98
8	TTO Trinidad & Tobago	121	58	167	346	34.97
9	CUB Cuba	105	46	150	301	34.88
10	MEX Mexico	95	47	145	287	33.10
11	PER Peru	88	36	142	266	33.08
12	CRC Costa Rica	48	46	140	234	20.51
<b>Total Tournament</b>		1,380	530	1,797	3,707	37.23




## Best Blockers

Rk	Team	Kill Blocks	Faults	Rebounds	Total Attempts	Avg. by set
1	USA United States	39	40	79	158	3.25
2	BRA Brazil	40	56	79	175	3.08
3	TTO Trinidad & Tobago	34	50	75	159	2.83
4	DOM Dominican Republic	24	26	53	103	2.67
5	CUB Cuba	27	45	62	134	2.45
6	COL Colombia	29	60	112	201	2.23
7	CAN Canada	19	16	58	93	2.11
8	PUR Puerto Rico	20	37	55	112	1.82
9	MEX Mexico	14	36	69	119	1.56
10	PER Peru	13	40	55	108	1.44
11	ARG Argentina	16	42	71	129	1.23
12	CRC Costa Rica	9	28	38	75	1.00
<b>Total Tournament</b>		284	476	806	1,566	4.37



### Best Servers

Rk	Team	Aces	Faults	Serve Hits	Total Attempts	Avg. by set
1	CAN Canada	38	34	149	221	4.22
2	USA United States	27	39	213	279	2.25
3	CUB Cuba	21	31	182	234	1.91
3	PUR Puerto Rico	21	34	191	246	1.91
5	DOM Dominican Republic	16	28	160	204	1.78
6	BRA Brazil	22	42	221	285	1.69
7	TTO Trinidad & Tobago	19	48	184	251	1.58
8	MEX Mexico	13	32	136	181	1.44
8	PER Peru	13	37	125	175	1.44
10	ARG Argentina	18	38	188	244	1.38
11	COL Colombia	9	24	250	283	0.69
12	CRC Costa Rica	5	19	101	125	0.56
<b>Total Tournament</b>		222	406	2,100	2,728	3.42




### Best Diggers

Rk	Team	Digs	Faults	Receptions	Total Attempts	Avg. by set
1	DOM Dominican Republic	63	37	102	202	7.00
2	CAN Canada	62	38	102	202	6.89
3	COL Colombia	75	73	182	330	5.77
4	MEX Mexico	49	48	106	203	5.44
5	USA United States	63	55	135	253	5.25
6	PER Peru	46	40	115	201	5.11
7	CUB Cuba	50	56	135	241	4.55
8	ARG Argentina	59	76	163	298	4.54
9	PUR Puerto Rico	47	58	135	240	4.27
10	BRA Brazil	54	58	148	260	4.15
11	TTO Trinidad & Tobago	46	75	141	262	3.83
12	CRC Costa Rica	31	50	96	177	3.44
<b>Total Tournament</b>		645	664	1,560	2,869	9.92



## Best Setters

Rk	Team	Running Sets	Faults	Still Sets	Total Attempts	Avg. by set
1	BRA Brazil	43	2	300	345	3.31
2	CAN Canada	26	1	200	227	2.89
3	COL Colombia	37	6	334	377	2.85
4	ARG Argentina	36	8	326	370	2.77
5	DOM Dominican Republic	24	7	200	231	2.67
6	USA United States	27	2	272	301	2.25
7	PER Peru	19	4	239	262	2.11
8	MEX Mexico	15	1	253	269	1.67
9	PUR Puerto Rico	14	3	286	303	1.27
10	TTO Trinidad & Tobago	14	10	308	332	1.17
11	CRC Costa Rica	10	6	208	224	1.11
12	CUB Cuba	11	10	273	294	1.00
<b>Total Tournament</b>		276	60	3,199	3,535	4.25



## Best Receivers

Limit: 20.00%

Rk	Team	Excellents	Faults	Serve Receptions	Total Attempts	Eff. %
1	COL Colombia	76	12	123	211	30.33
2	BRA Brazil	79	14	127	220	29.55
3	MEX Mexico	59	13	106	178	25.84
4	PUR Puerto Rico	70	17	124	211	25.12
5	CAN Canada	36	9	71	116	23.28
6	TTO Trinidad & Tobago	78	23	148	249	22.09
7	CRC Costa Rica	68	31	87	186	19.89
8	DOM Dominican Republic	42	17	74	133	18.80
9	CUB Cuba	65	27	112	204	18.63
10	USA United States	54	22	110	186	17.20
11	ARG Argentina	64	27	158	249	14.86
12	PER Peru	43	18	112	173	14.45
<b>Total Tournament</b>		734	230	1,352	2,316	21.76

## **Canada and Brazil to semifinals with tickets to Lima**

SANTO DOMINGO, Dominican Republic, July 10, 2018 – Canada and Brazil advanced directly to the semifinals of the Women's Volleyball Pan American Cup as the top ranked pool winners and also secured tickets to next year's Pan American Games in Lima, Peru.

Canada swept host Dominican Republic to win Pool Aa with a 3-0 mark and 15 points while Brazil won Pool C with a 3-0 record and 11 points.

United States, winners of Pool B will join second placed teams Dominican Republic, Puerto Rico and Colombia in the quarterfinals.

### **Cuba 3, Trinidad & Tobago 0**

Cuba defeated Trinidad & Tobago 3-0 (25-15, 30-28, 25-19) to finish with a 2-1 record and 8 points in Pool B. Regla Gracia registered 15 points to lead the Cuban side followed by the captain Sulian Matienzo with 12, including two blocks and three aces. Diaris Pérez and Laura Suarez contributed 10 and 9, respectively, in the victory. Krystke Esdelle and Sinead Jack were the top scorers for Trinidad & Tobago with 15 and 12 points.

### **Colombia 3, Mexico 0**

Colombia saw off Mexico in straight sets 3-0 (25-15, 25-22, 25-12) in a match of Pool C. Colombia finished with a 2-1 win-loss record and 10 points securing at least a second place and a spot in the quarterfinals. Mexico dropped to 1-2 and five points. Dayana Segovia scored 17 points and Maria Martinez and Amanda Coneo each charted 10 points for the winning side. Samantha Bricio was the lone Mexican player in double digits with 15 points.

### **Brazil 3, Argentina 2**

Fernanda Tome fired 19 points, including four blocks and three aces, as Brazil topped Argentina 3-2 (20-25, 25-20, 25-15, 19-25, 15-6) to finish in first place of Pool C. Four players from Brazil – Thaisa de Menezes, Francynne Jacintho, Bruna Honorio Marques and Maira Cipriano- all finished with 11 points apiece. Elina Rodriguez and Yamila Nizetich had 17 and 16 points, respectively, for Argentina while Agnes Tosi finished with 11 in the loss. Brazil outscored Argentina in aces 14-4 with Fernanda and Bruna each registering four. The winners also held the advantage in blocks.

### **United States 3, Puerto Rico 0**

United States captured first place in Pool B after defeating Puerto Rico in straight sets 3-0 (25-22, 25-21, 25-14). Simone Lee and Sara Wilhite registered 14 and 13 points, respectively, for the United States while Chiaka Ogbogu chipped in with 10 points. Naomi Santos and Pilar Marie Victoria each scored 8 points as the best Puerto Ricans in the attack. The United States outscored Puerto Rico 12-1 in blocks and 9-3 in aces. Both teams scored the same number of spikes with 32.

### **Canada 3, Dominican Republic 0**

Canada relied on powerful serves to defeat host Dominican Republic 3-0 (25-23 25-14, 25-20) in the decisive match of Pool A. Alexa Gray led Canada with 18 points and Kiera Van Ryk added 14, including 6 aces, in the victory. Autumn Bailey charted 7 and Jennifer Cross and Emily Maglio each had 6 points for the winners. Brayelin Martinez had 12 points as the best Dominican scorer and Gina Mambru added 8 in the losing cause. Canada outscored Dominican Republic 11-5 and also held the advantage in the blocking department 6-4.



## **Peru 3, Costa Rica 0**

Peru defeated Costa Rica 3-0 (25-22, 25-18, 25-15) in a match between winless teams in Pool A. Brenda Lobaton and Kiara Montes led Peru with 17 and 14 points, respectively, and Brenda Uribe added 9 in the victory. Tannia Carazo and Mijal Hines finished with 9 and 8 points for Costa Rica. The Peruvians led the attacks department 43-22.

## **Canadá y Brasil a semifinales con boletos a Lima**

SANTO DOMINGO, República Dominicana, 10 de julio de 2018 - Canadá y Brasil avanzaron directamente a las semifinales de la Copa Panamericana de Voleibol Femenino como los ganadores de grupos mejor clasificados y también se aseguraron las entradas para los Juegos Panamericanos del próximo año en Lima, Perú.

Canadá barrió al anfitrión República Dominicana para ganar el Grupo A con marca de 3-0 y 15 puntos, mientras que Brasil ganó el Grupo C con un registro de 3-0 y 11 puntos.

Estados Unidos, los ganadores del Grupo B se unirán a los equipos ubicados en segundo lugar República Dominicana, Puerto Rico y Colombia en los cuartos de final.

## **Cuba 3, Trinidad & Tobago 0**

Cuba derrotó a Trinidad y Tobago por 3-0 (25-15, 30-28, 25-19) para terminar con un récord de 2-1 y 8 puntos en el Grupo B. Regla Gracia registró 15 puntos para liderar a la selección cubana, seguida por la capitana Sulian Matienzo con 12, incluidos dos bloqueos y tres ases. Diaris Pérez y Laura Suárez contribuyeron con 10 y 9, respectivamente, en la victoria. Krystke Esdelle y Sinead Jack fueron las mejores anotadoras de Trinidad y Tobago con 15 y 12 puntos.

## **Colombia 3, México 0**

Colombia eliminó a México en sets corridos 3-0 (25-15, 25-22, 25-12) en un partido del Grupo C. Colombia terminó con un registro 2-1 de ganados y perdidos y 10 puntos asegurando al menos un segundo lugar y un puesto en los cuartos de final. México cayó a 1-2 y cinco puntos. Dayana Segovia anotó 17 puntos y María Martínez y Amanda Coneo marcaron 10 puntos cada una para el equipo ganador. Samantha Bricio fue la única jugadora mexicana de dobles dígitos con 15 puntos.

## **Brasil 3, Argentina 2**

Fernanda Tome disparó 19 puntos, incluyendo cuatro bloqueos y tres ases, mientras Brasil venció a Argentina 3-2 (20-25, 25-20, 25-15, 19-25, 15-6) para terminar en el primer lugar del Grupo C. Cuatro jugadoras de Brasil - Thaisa de Menezes, Francynne Jacintho, Bruna Honorio Marques y Maira Cipriani - terminaron con 11 puntos cada una. Elina Rodríguez y Yamila Nizetich tuvieron 17 y 16 puntos, respectivamente, para Argentina, mientras que Agnes Tosi terminó con 11 en la derrota. Brasil superó a Argentina en ases 14-4 con Fernanda y Bruna cada uno registrando cuatro. Las ganadoras también tuvieron la ventaja en bloqueos.

## **Estados Unidos 3, Puerto Rico 0**

Estados Unidos obtuvo el primer lugar en el Grupo B d después de derrotar a Puerto Rico en sets corridos 3-0 (25-22, 25-21, 25-14). Simone Lee y Sara Wilhite registraron 14 y 13 puntos, respectivamente, para Estados Unidos, mientras que Chiaka Ogbogu contribuyó con 10 puntos. Naomi Santos y Pilar Marie Victoria anotaron cada una 8 puntos como las mejores puertorriqueñas en el ataque. Estados Unidos superó a Puerto Rico 12-1 en bloqueos y 9-3 en ases. Ambos equipos anotaron el mismo número de remates con 32.

### **Canadá 3, República Dominicana 0**

Canadá contó con poderosos servicios para derrotar al anfitrión República Dominicana 3-0 (25-23, 25-14, 25-20) en el partido decisivo del Grupo A. Alexa Gray lideró a Canadá con 18 puntos y Kiera Van Ryk agregó 14, incluidos 6 ases, en la victoria. Autumn Bailey registró 7 y Jennifer Cross y Emily Maglio obtuvieron 6 puntos cada una para las ganadoras. Brayelin Martínez tuvo 12 puntos como la mejor anotadora dominicana y Gina Mambro agregó 8 en la causa perdedora. Canadá superó a República Dominicana 11-5 en servicios ganadores y también tuvo la ventaja en el departamento de bloqueos 6-4.

### **Perú 3, Costa Rica 0**

Perú derrotó a Costa Rica 3-0 (25-22, 25-18, 25-15) en un partido entre equipos sin triunfos en el Grupo A. Brenda Lobaton y Kiara Montes lideraron a Perú con 17 y 14 puntos, respectivamente, y Brenda Uribe agregó 9 en la victoria Tannia Carazo y Mijal Hines terminaron con 9 y 8 puntos para Costa Rica. Las peruanas lideraron el departamento de ataques 43-22.