

XIII Copa Panamericana

oleibol masculino

Córdoba 2018

Del 28 de agosto al 2 de septiembre 2018
Arena Córdoba

Bulletin 5



H. AYUNTAMIENTO
CÓRDOBA
2018 - 2021

XII Copa Panamericana Voleibol Masculino

Veracruz, México • August 26-Sept. 3 2018



Calendario y Formato de Competencia / Competition Format and Match Schedule

GROUP-A

No.	Date	Time	Teams		LIVE SCOR E	Set	Result per set (points)					POINTS	TIME	FORMS	
							1	2	3	4	5				
2	28-ago	13:00	CHILE	vs	CUBA	1-3	22-25	25-17	19-25	21-25	87-92	1:47	P-2	P-3	
6	28-ago	21:00	MEXICO	vs	GUATEMALA	3-0	25-18	25-20	29-27		79-65	1:22	P-2	P-3	
7	29-ago	11:00	CUBA	vs	GUATEMALA	3-0	25-16	25-13	25-16		75-45	1:06	P-2	P-3	
12	29-ago	21:00	MEXICO	vs	CHILE	3-0	25-22	25-18	25-19		75-59	1:27	P-2	P-3	
14	30-ago	13:00	GUATEMALA	vs	CHILE	0-3	18-25	18-25	17-25		53-75	1:09	P-2	P-3	
18	30-ago	21:30	MEXICO	vs	CUBA	2-3	25-20	16-25	25-21	12-25	16-18	94-109	2:13	P-2	P-3

GROUP-B

No.	Date	Time	Teams		LIVE SCOR E	Set	Result per set (points)					POINTS	TIME	FORMS	
							1	2	3	4	5				
3	28-ago	15:00	BRAZIL	vs	DOMINICAN REPUBLIC	3-0	25-21	25-19	25-14		75-54	1:11	P-2	P-3	
4	28-ago	17:00	CANADA	vs	COLOMBIA	3-1	25-19	23-25	25-22	25-22	98-88	1:48	P-2	P-3	
8	29-ago	13:00	COLOMBIA	vs	BRAZIL	0-3	25-27	17-25	12-25		54-77	1:17	P-2	P-3	
10	29-ago	17:00	DOMINICAN REPUBLIC	vs	CANADA	0-3	20-25	20-25	16-25		56-75	1:07	P-2	P-3	
15	30-ago	15:00	COLOMBIA	vs	DOMINICAN REPUBLIC	0-3	23-25	24-26	25-27		72-78	1:28	P-2	P-3	
16	30-ago	17:00	BRAZIL	vs	CANADA	3-0	25-20	25-15	25-23		75-58	1:24	P-2	P-3	

GROUP-C

No.	Date	Time	Teams		LIVE SCOR E	Set	Result per set (points)					POINTS	TIME	FORMS	
							1	2	3	4	5				
1	28-ago	11:00	UNITED STATES	vs	PERU	3-0	25-21	25-14	26-24		76-59	1:22	P-2	P-3	
5	28-ago	19:00	ARGENTINA	vs	PUERTO RICO	3-1	20-25	25-15	33-31	25-17	103-88	1:56	P-2	P-3	
9	29-ago	15:00	PERU	vs	ARGENTINA	0-3	20-25	22-25	15-25		57-75	1:11	P-2	P-3	
11	29-ago	19:00	PUERTO RICO	vs	UNITED STATES	3-1	23-25	25-18	25-19	25-21	98-83	2:01	P-2	P-3	
13	30-ago	11:00	PERU	vs	PUERTO RICO	0-3	17-25	20-25	21-25		58-75	1:15	P-2	P-3	
17	30-ago	19:00	UNITED STATES	vs	ARGENTINA	0-3	19-25	21-25	16-25		56-75	1:22	P-2	P-3	

CLASSIFICATION 11 /12

No.	Date	Time	Teams		LIVE SCOR E	Set	1	2	3	4	5	POINTS	TIME	FORMS
19	31-ago	13:00	4º "A" / "B" / "C" (2) PER	vs	4º "A" / "B" / "C" (3) GUA	1-3	16-25	25-23	23-25	19-25		83-98	1:51	P-2 P-3

CLASSIFICATION 7/10

No.	Date	Time	Teams		LIVE SCOR E	Set	1	2	3	4	5	POINTS	TIME	FORMS
20	31-ago	15:00	3rd "A" / "B" / "C" (1) CHI	vs	4th A / B / C (1) COL	3-0	25-14	25-19	25-16			75-49	1:14	P-2 P-3
21	31-ago	17:00	3rd "A" / "B" / "C" (3) DOM	vs	3rd A / B / C (2) USA	0-3	23-25	17-25	26-28			66-78	1:27	P-2 P-3

QUATERFINALS

No.	Date	Time	Teams		LIVE SCOR E	Set	1	2	3	4	5	POINTS	TIME	FORMS
22	31-ago	21:00	2nd "A" / "B" / "C" (1) MEX	vs	2nd A / B / C (2) PUR	1-3	20-25	16-25	25-18	22-25		83-93	2:02	P-2 P-3
23	31-ago	19:00	1st "A" / "B" / "C" (3) CUB	vs	2nd A / B / C (3) CAN	3-0	25-15	25-23	25-23			75-61	1:23	P-2 P-3

FINAL CLASSIFICATION 9/10

No.	Date	Time	Teams		LIVE SCOR E	Set	1	2	3	4	5	POINTS	TIME	FORMS
24	01-sep	15:00	Loser of M20 COL	vs	Loser of M21 DOM	0-0								P-2 P-3

FINAL CLASSIFICATION 7/8

No.	Date	Time	Teams		LIVE SCOR E	Set	1	2	3	4	5	POINTS	TIME	FORMS
25	01-sep	17:00	Winner of M20 CHI	vs	Winner of M21 USA	0-0								P-2 P-3

SEMIFINALS

No.	Date	Time	Teams		LIVE SCOR E	Set	1	2	3	4	5	POINTS	TIME	FORMS
26	01-sep	19:00	1st A / B / C (2) ARG	vs	Winner of M22 or M23 CUB	0-0								P-2 P-3
27	01-sep	21:00	1st A / B / C (1) BRA	vs	Winner of M23 or M22 PUR	0-0								P-2 P-3

FINAL CLASSIFICATION 5/6

No.	Date	Time	Teams		LIVE SCOR E	Set	1	2	3	4	5	POINTS	TIME	FORMS
28	02-sep	14:00	Loser of M22 MEX	vs	Loser of M23 CAN	0-0								P-2 P-3

FINALS

No.	Date	Time	Teams		LIVE SCOR E	Set	1	2	3	4	5	POINTS	TIME	FORMS
29	02-sep	16:00	Loser of M26	vs	Loser of M27	0-0								P-2 P-3
30	02-sep	18:00	Winner of M26	vs	Winner of M27	0-0								P-2 P-3

*NOTE1: For the Classification, Quarterfinal and Semifinal Rounds, according to the FIVB General Competition Regulations, it must be avoided that teams from the same group play each other.

*NOTE2: According to the established competition format and the FIVB General Regulations, for the Classification, Quarterfinal and Semifinal

*NOTE3: Loser of M22 = Loser of Match #22, etc.

[Handwritten signature]
3/18/18

Copa XII Panamericana Voleibol Masculino

Veracruz, México • August 26-Sept. 3 2018



NORCECA

Volleyball Confederation



Día / Day	Hora / Time	Competition Venue - Arena de Cordoba	Hora / Time	Training Court 1 - Gimnasio Unidad y Trabajo	Training Court 2 - Auditorio Antonio Ruiz Galindo, Unidad Deportiva Eliezer Morales	Hora / Time	Training Court 3 - El Mexicano
01-sep-18			08:00	Loser of M20 (15:00) COL	Loser of M21 (15:00) DOM		
			09:30	Winner of M20 (17:00) CHI	Winner of M21 (17:00) USA		
			11:00	1st A / B / C (2) (19:00) ARG	Winner of M22 or M23 (19:00) CUB		
	15:00	Loser of M20 COL VS Loser of M21 DOM	12:30	Winner of M23 or M22 (21:00) PUR	1st A / B / C (1) (21:00) BRA	14:00	L M20 / L M21 (WARM UP)
	17:00	Winner of M20 CHI vs Winner of M21 USA	14:00	Loser of M22 (OFF) MEX	Loser of M23 (OFF) CAN	16:00	W M20 / W M21 (WARM UP)
	19:00	1st A / B / C (2) ARG vs Winner of M22 or M23 CUB	15:30			18:00	1st (2) / W M22-23 (WARM UP)
	21:00	1st A / B / C (1) BRA vs Winner of M23 or M22 PUR				20:00	1st (1) / W M23-22 (WARM UP)
02-sep-18			08:00	Loser of M22 (17:00) MEX	Loser of M23 (17:00) CAN		
			09:30	Loser of M26 (19:00)	Loser of M27 (19:00)		
			11:00	Winner of M26 (20:00)	Winner of M27 (20:00)		
			12:30			13:00	L M22 / L M23 (WARM UP)
	14:00	Loser of M22 PUR vs Loser of M23 CAN				15:00	L M26 / L M27 (WARM UP)
	16:00	Loser of M26 vs Loser of M27			17:00	W M26 / W M27 (WARM UP)	
	18:00	Winner of M26 vs Winner of M27					

Handwritten signature and date: 3/18/18



FEDERATION INTERNATIONALE DE VOLLEYBALL



O-1 UNIFORM COLOURS
Couleur de l'uniforme

CITY: Ville:

DATE: TIME: Heure:

REGISTERED COLOURS / Couleurs enregistrées :
(ONLY SHIRT COLOUR - seulement la couleur du maillot)

	COL ▼	DOM ▼				
1	YELLOW	RED				
2	BLUE	BLUE				
3	WHITE	WHITE				

POOL/PHASE: Groupe/Phase:

DATE:	No. Match	Team Equipe	
		A	B
01/sep/2018	24	COL	DOM

1st CHOICE 1er Choix		FIVB DECISION LIBERO	
A	B	A	B
		BLUE	RED

A	B
YELLOW	BLUE

[Handwritten signature]
31/8/18

Copa Panamericana Voleibol Masculino

Veracruz, México • August 26-Sept. 3 2018



FEDERATION INTERNATIONALE DE VOLLEYBALL



O-1

UNIFORM COLOURS
Couleur de l'uniforme

CITY: Ville:

DATE: TIME: Heure:

REGISTERED COLOURS / Couleurs enregistrées :
(ONLY SHIRT COLOUR - seulement la couleur du maillot)

CHI	USA					
1	RED	RED				
2	WHITE	BLUE				
3	BLUE	WHITE				

POOL/PHASE: Groupe/Phase:

MATCH SCHEDULE
Calendrier des matches

TEAMS CHOICE (1-2 OR 3)
Choix des équipes (1-2 ou 3)

FIVB DECISION
Décision de la FIVB

DATE:	No. Match	Team Equipe	
		A	B
01/sep/2018	25	CHI	USA

1st CHOICE 1er Choix		FIVB DECISION LIBERO	
A	B	A	B
		RED	BLUE

A	B
BLUE	RED

[Handwritten Signature]



0-1

UNIFORM COLOURS
Couleur de l'uniforme

CITY:
Ville:

DATE: TIME:
Heure:

REGISTERED COLOURS / Couleurs enregistrées :
(ONLY SHIRT COLOUR - seulement la couleur du maillot)

POOL/PHASE:
Groupe/Phase:

	ARG ▼	BRA ▼	CUB ▼	PUR ▼		
1	BLUE	YELLOW	RED	WHITE		
2	WHITE	BLUE	BLACK	RED		
3	LIGHT BLUE	WHITE	WHITE	BLUE		

MATCH SCHEDULE
Calendrier des matches

DATE:	No. Match	Team	
		Equipe	Equipe
		A	B
01/sep/2018	26	ARG	CUB
01/sep/2018	27	BRA	PUR

TEAMS CHOICE (1-2 OR 3)
Choix des équipes (1-2 ou 3)

1st CHOICE 1er Choix		FIVB DECISION LIBERO	
A	B	A	B
		LIGHT BLUE	WHITE
		BLUE	WHITE

FIVB DECISION
Décision de la FIVB

A	B
BLUE	RED
YELLOW	RED

Handwritten signature and date: 31/8/18

2018 Senior Men's NORCECA Panamerican Cup

P-4 Collated results & ranking

Results as of 1 September 2018

MATCHES RESULTS

Pool A

No	Date	Teams	Set	Result per set (points)					Total Points	Duration	Spectators
				1	2	3	4	5			
2	28-Aug-2018	CHI - CUB	1-3	22-25	25-17	19-25	21-25		87-92	1:47	300
6	28-Aug-2018	MEX - GUA	3-0	25-18	25-20	29-27			79-65	1:22	1200
7	29-Aug-2018	CUB - GUA	3-0	25-16	25-13	25-16			75-45	1:06	300
12	29-Aug-2018	MEX - CHI	3-0	25-22	25-18	25-19			75-59	1:27	1125
14	30-Aug-2018	GUA - CHI	0-3	18-25	18-25	17-25			53-75	1:09	500
18	30-Aug-2018	MEX - CUB	2-3	25-20	16-25	25-21	12-25	16-18	94-109	2:13	1850

Pool B

No	Date	Teams	Set	Result per set (points)					Total Points	Duration	Spectators
				1	2	3	4	5			
3	28-Aug-2018	BRA - DOM	3-0	25-21	25-19	25-14			75-54	1:11	350
4	28-Aug-2018	CAN - COL	3-1	25-19	23-25	25-22	25-22		98-88	1:48	450
8	29-Aug-2018	COL - BRA	0-3	25-27	17-25	12-25			54-77	1:17	325
10	29-Aug-2018	DOM - CAN	0-3	20-25	20-25	16-25			56-75	1:07	350
15	30-Aug-2018	COL - DOM	0-3	23-25	24-26	25-27			72-78	1:28	450
16	30-Aug-2018	BRA - CAN	3-0	25-20	25-15	25-23			75-58	1:24	1100

Pool C

No	Date	Teams	Set	Result per set (points)					Total Points	Duration	Spectators
				1	2	3	4	5			
1	28-Aug-2018	USA - PER	3-0	25-21	25-14	26-24			76-59	1:22	200
5	28-Aug-2018	ARG - PUR	3-1	20-25	25-15	33-31	25-17		103-88	1:56	750
9	29-Aug-2018	PER - ARG	0-3	20-25	22-25	15-25			57-75	1:11	300
11	29-Aug-2018	PUR - USA	3-1	23-25	25-18	25-19	25-21		98-83	2:01	625
13	30-Aug-2018	PER - PUR	0-3	17-25	20-25	21-25			58-75	1:15	500
17	30-Aug-2018	USA - ARG	0-3	19-25	21-25	16-25			56-75	1:22	1875

Final 11-12

No	Date	Teams	Set	Result per set (points)					Total Points	Duration	Spectators
				1	2	3	4	5			
19	31-Aug-2018	PER - GUA	1-3	16-25	25-23	23-25	19-25		83-98	1:51	275

Classification 7-10

No	Date	Teams	Set	Result per set (points)					Total Points	Duration	Spectators
				1	2	3	4	5			
20	31-Aug-2018	CHI - COL	3-0	25-14	25-19	25-16			75-49	1:14	400
21	31-Aug-2018	DOM - USA	0-3	23-25	17-25	26-28			66-78	1:27	525

Quarterfinals

No	Date	Teams	Set	Result per set (points)					Total Points	Duration	Spectators
				1	2	3	4	5			
22	31-Aug-2018	MEX - PUR	1-3	20-25	16-25	25-18	22-25		83-93	2:02	1000
23	31-Aug-2018	CUB - CAN	3-0	25-15	25-23	25-23			75-61	1:23	675

Final 9-10

No	Date	Teams	Set	Result per set (points)					Total Points	Duration	Spectators
				1	2	3	4	5			
24	01-Sep-2018	COL - DOM									

Final 7-8

No	Date	Teams	Set	Result per set (points)					Total Points	Duration	Spectators
				1	2	3	4	5			
25	01-Sep-2018	CHI - USA									

2018 Senior Men's NORCECA Panamerican Cup

[P-4] Collated results & ranking

Results as of 1 September 2018

Semifinals

No	Date	Teams	Set	Result per set (points)					Total Points	Duration	Spectators
				1	2	3	4	5			
26	01-Sep-2018	ARG - CUB									
27	01-Sep-2018	BRA - PUR									

Final 5-6

No	Date	Teams	Set	Result per set (points)					Total Points	Duration	Spectators
				1	2	3	4	5			
28	02-Sep-2018	MEX - CAN									

TEAM RANKING

Pool A

Rk	Code	Team	Matches			Pts	Results details						Sets			Points		
			W	L	T		3-0	3-1	3-2	2-3	1-3	0-3	W	L	Ratio	W	L	Ratio
1	CUB	Cuba	3	0	3	12	1	1	1	0	0	0	9	3	3.000	276	226	1.221
2	MEX	Mexico	2	1	3	12	2	0	0	1	0	0	8	3	2.666	248	233	1.064
3	CHI	Chile	1	2	3	6	1	0	0	0	1	1	4	6	0.666	221	220	1.004
4	GUA	Guatemala	0	3	3	0	0	0	0	0	0	3	0	9	0.000	163	229	0.711

Pool B

Rk	Code	Team	Matches			Pts	Results details						Sets			Points		
			W	L	T		3-0	3-1	3-2	2-3	1-3	0-3	W	L	Ratio	W	L	Ratio
1	BRA	Brazil	3	0	3	15	3	0	0	0	0	0	9	0	MAX	227	166	1.367
2	CAN	Canada	2	1	3	9	1	1	0	0	0	1	6	4	1.500	231	219	1.054
3	DOM	Dominican Republic	1	2	3	5	1	0	0	0	0	2	3	6	0.500	188	222	0.846
4	COL	Colombia	0	3	3	1	0	0	0	0	1	2	1	9	0.111	214	253	0.845

Pool C

Rk	Code	Team	Matches			Pts	Results details						Sets			Points		
			W	L	T		3-0	3-1	3-2	2-3	1-3	0-3	W	L	Ratio	W	L	Ratio
1	ARG	Argentina	3	0	3	14	2	1	0	0	0	0	9	1	9.000	253	201	1.258
2	PUR	Puerto Rico	2	1	3	10	1	1	0	0	1	0	7	4	1.750	261	244	1.069
3	USA	USA	1	2	3	6	1	0	0	0	1	1	4	6	0.666	215	232	0.926
4	PER	Peru	0	3	3	0	0	0	0	0	0	3	0	9	0.000	174	226	0.769



P-2 VOLLEYBALL • Match result

2018 Senior Men's NORCECA Panamerican Cup
CLASSIFICATION 11/12 (P 11-12)



Match: 19 **Date:** 8/31/2018 **Spectators:** 275
City: VERACRUZ
Hall: ARENA CORDOBA
Match duration: **Start:** 13:00 **End:** 14:51 **Total:** 1:51

Teams	Sets	1	2	3	4	5	Total
PER	1	16	25	23	19		83
GUA	3	25	23	25	25		98
Set duration		0:21	0:28	0:28	0:25		1:42

Referees: Bobadilla, G. (COL) & Prater, M. (USA)

PER • PERU		1	2	3	4	5	Pts
2	Williams Paul (S)	■	■	■	■		1
5	Rodriguez Ticona Frank Pierre (OP)						
6	Vargas Jose (WS)	■			□		3
7	Romay Dammert Eduardo (OP)	■	□		□		7
8	Urueña Daniel (MB)	■	■	■	■		6
9	L Bustos Huaco Juan Carlos Andre (L)						
10	Recavarren Diego (WS)		□				
11	L Nakamatsu Jonathan (L)	L	L	L	L		
12	Porras Balcazar Daniel Andre (WS)	■	■	■	■		6
13	Bernaola Benny (MB)	■	■	■	■		4
14	Hidalgo Alvaro (WS)	■	■	■	■		19
18	Mendoza Francis (OP)	□	■	■	■		14
19	Rodriguez Juan Jose (MB)	■					2
22	Gutierrez Marcelo (S)						

Coach: Juan Carlos Gala Rod
Assistant: Edwin Wilbert Jimene

GUA • GUATEMALA		1	2	3	4	5	Pts
1	Nery Flores Jeyson Fernando (WS)				□		
2	Lopez Santiago Carlos Fernando (WS)	■	■	■	■		12
3	Chacon Pelaez Wagner Arnulfo (WS)	■	■	■	■		13
4	Menendez Burgos Axel Enrique (WS)						
5	Flores Diaz Erik Gerardo (OP)						
6	Pineda Fuentes Edras Amed (MB)						
7	Ruano Poron Adan Andree (S)				□	□	
8	L Santa Cruz Molina Luis Fernando (L)	L	L	L	L		
11	Leonardo Blanco Andy Alexis (OP)	■	■	■	■		25
12	L Pineda Lopez Tirso Ivan (L)		L	L	L		
13	Colindres Ipiña Erick Noel (MB)						
14	Chinchilla Franco Brandon Arnoldo (MB)	■	■	■	■		5
15	Aragon Lopez Leonel Antonio (MB)	■	■	■	■		7
17	Gonzalez Paz Gerardo Antonio (S)	■	■	■	■		1

Coach: Reider Lucas Mora (CUB)
Assistant: Kenneth Alexander Gr (GUA)

TEAMS AND PLAYERS PERFORMANCES

Won Pts	Total Atts	No Name
51	120	Total Team
14	27	14 Hidalgo Alvaro (WS)
13	29	18 Mendoza Francis (OP)
9	57	Total Team
4	11	14 Hidalgo Alvaro (WS)
2	6	8 Urueña Daniel (MB)
2	84	Total Team
1	15	13 Bernaola Benny (MB)
1	13	14 Hidalgo Alvaro (WS)
21		Total Team
83	261	Total Team

Scoring Skills
Spike
Block
Serve
Opp. error
Total

Won Pts	Total Atts	No Name
50	110	Total Team
20	43	11 Leonardo Blanco Andy
12	24	3 Chacon Pelaez Wagner
9	71	Total Team
3	21	15 Aragon Lopez Leonel
2	9	11 Leonardo Blanco Andy
4	97	Total Team
3	19	11 Leonardo Blanco Andy
1	11	3 Chacon Pelaez Wagner
35		Total Team
98	278	Total Team

19	51	14 Hidalgo Alvaro (WS)
----	----	------------------------

Best Scorer

25	71	11 Leonardo Blanco Andy
----	----	-------------------------

Excellent	Total Atts	No Name
37	77	Total Team
15	24	11 Nakamatsu Jonathan (L)
5	9	14 Hidalgo Alvaro (WS)
33	112	Total Team
33	104	2 Williams Paul (S)
43	86	Total Team
21	30	11 Nakamatsu Jonathan (L)
11	23	12 Porras Balcazar Daniel

Non scoring Skills
Dig
Set
Reception Success - Faults # Attempts

Excellent	Total Atts	No Name
39	78	Total Team
11	18	8 Santa Cruz Molina Luis
7	14	3 Chacon Pelaez Wagner
21	90	Total Team
17	78	17 Gonzalez Paz Gerardo
24	70	Total Team
11	33	3 Chacon Pelaez Wagner
5	22	2 Lopez Santiago Carlos

■ Starting line-up Pts = Points scored nn = Captain
□ Substitute Atts = Attempts L = Libero
Opp = Opponent





P-2 VOLLEYBALL • Match result

2018 Senior Men's NORCECA Panamerican Cup
CLASSIFICATION 7/10



Match: 20 **Date:** 8/31/2018 **Spectators:** 400
City: VERACRUZ
Hall: ARENA CORDOBA
Match duration: Start: 15:20 End: 16:34 Total: 1:14

Teams	Sets	1	2	3	4	5	Total
CHI	3	25	25	25			75
COL	0	14	19	16			49
Set duration		0:21	0:25	0:22			1:08

Referees: Robb, A. (CAN) & Carvalho, J. (BRA)

CHI • CHILE		1	2	3	4	5	Pts
1	Guerra Uteau Simon (MB)	■	■	■			6
3	Araya Gabriel (MB)	■	■	■			4
4	Parraguirre Tomas (OP)	■	■	■			14
5	Parraguirre Matias (WS)						
7	Albornoz Refusta Rafael (WS)						
8	Bader Dusan (MB)						
9	Bonacic Dusan (WS)	■	■	■			7
10	Mardones Vicente (OP)						
11	Parraguirre Vicente (WS)	■	■	■			14
14	Villarreal Soltau Esteban (S)	■	■	■			7
15	L Castillo Sebastian (L)	L	L	L			
16	Gago Murtagh Tomas (MB)						
18	Leon Joaquin (S)						
25	L Reyes Ventura Aaron (L)						

Coach: Nejamkin, Daniel (ARG)
Assistant: Villarreal, Iván (CHI)

COL • COLOMBIA		1	2	3	4	5	Pts
1	Hurtado Ivan Andres (WS)	■	■				4
3	L Diaz Juan Pablo (L)	L	L	L			
4	Vinasco Collazos Julian Mauricio (S)						
5	Sanchez Jhonnier (MB)				■		1
6	Llanos Carlos (WS)		□	■	■		5
8	Mejia Leandro (MB)	■	■				5
9	Payan Moreno Jorge Emilio (OP)	□	□	□			3
10	Larrahondo Gustavo (OP)	■	■	■			5
12	L Guerrero Julian (L)	L	L	L			
13	Ambuila Juan Camilo (S)	■	■	■			1
14	Carabali Kevin (MB)	■	■				3
16	Carabali Cristian (MB)			■			1
17	Alomia Angulo Carlos Edison (WS)	■	■				3
18	Renteria David (WS)	□	□	■			1

Coach: ELISEO RAMOS RIVAS
Assistant: CARLOS FELIPE OSORIO

TEAMS AND PLAYERS PERFORMANCES

Won Pts	Total Atts	No Name
37	57	Total Team
11	17	4 Parraguirre Tomas (OP)
10	16	11 Parraguirre Vicente (WS)
12	57	Total Team
3	7	11 Parraguirre Vicente (WS)
3	17	4 Parraguirre Tomas (OP)
3	73	Total Team
2	10	14 Villarreal Soltau Esteban (S)
1	9	11 Parraguirre Vicente (WS)
23		Total Team
75	187	Total Team

Scoring Skills
Spike
Block
Serve
Opp. error
Total

Won Pts	Total Atts	No Name
29	71	Total Team
5	10	6 Llanos Carlos (WS)
5	17	10 Larrahondo Gustavo (OP)
2	41	Total Team
1	5	16 Carabali Cristian (MB)
1	8	8 Mejia Leandro (MB)
1	51	Total Team
1	5	1 Hurtado Ivan Andres (WS)
17		Total Team
49	163	Total Team

14	47	4 Parraguirre Tomas (OP)
----	----	--------------------------

Best Scorer
5

5	17	6 Llanos Carlos (WS)
---	----	----------------------

Excellent	Total Atts	No Name
31	43	Total Team
7	8	4 Parraguirre Tomas (OP)
6	7	3 Araya Gabriel (MB)
18	49	Total Team
17	43	14 Villarreal Soltau Esteban (S)
16	38	Total Team
6	9	11 Parraguirre Vicente (WS)
5	8	15 Castillo Sebastian (L)

Non scoring Skills
Dig
Set
Reception Success - Faults # Attempts

Excellent	Total Atts	No Name
15	36	Total Team
3	6	12 Guerrero Julian (L)
2	2	6 Llanos Carlos (WS)
9	65	Total Team
9	61	13 Ambuila Juan Camilo (S)
19	63	Total Team
6	15	17 Alomia Angulo Carlos
8	19	12 Guerrero Julian (L)

■ Starting line-up Pts = Points scored □ nn = Captain
□ Substitute Atts = Attempts L = Libero
Opp = Opponent





P-2 VOLLEYBALL • Match result

2018 Senior Men's NORCECA Panamerican Cup
CLASSIFICATION 7/10



Match: 21 **Date:** 8/31/2018 **Spectators:** 525
City: VERACRUZ
Hall: ARENA CORDOBA
Match duration: **Start:** 17:11 **End:** 18:43 **Total:** 1:32

Teams	Sets	1	2	3	4	5	Total
DOM	0	23	17	26			66
USA	3	25	25	28			78
Set duration		0:27	0:26	0:34			1:27

Referees: Careaga, R. (CHI) & Gonzalez, D. (MEX)

DOM • DOMINICAN REPUBLIC		1	2	3	4	5	Pts
1	Tapia Santana Henry Omar (OP)	■	■				5
3	Contrera De Los Santo Elvis Dalsires (WS)						
5	Mieses Feliz Enger Miguel (WS)	□	□	□			
7	Mercédes Cruz Jonathan (MB)	■	■	■			8
8	Lopez Capellan Henry Antonio (WS)	■	■	■			9
9	L Tolentino Lorenzo Braymer Norbery (L)	L	L	L			
10	Abreu Lopez Francisco Alberto (S)		□				
11	Caceres Gomez Jose Miguel (OP)		□	■	■		10
12	Arredondo Severino Francisco Argelis (S)	■	■	■			1
14	Romero Perez Felix Miguel (MB)	■	■	■			6
15	Paulino Paulino Richi (MB)	■	■	■			1
19	Cruz Cepin Hector Alexis (WS)				□		

USA • UNITED STATES		1	2	3	4	5	Pts
2	Jarman Price (MB)	■	■	■			8
4	Fey Kuono (WS)	■	■	■			5
5	Shaw James (S)	■	■	■			23
6	Stahl Mitchell (MB)	■	■	■			4
7	Greene Jr. Arvis (OP)						
10	Russell Kyle (OP)						
11	Coenen Ryan (WS)						
12	Pollock Matthew (MB)	□	□	□			
13	Arnitz Jacob (WS)	■					3
14	Wieczorek David (WS)	□	■	■			9
16	Schmidt Brendan (MB)	□					
19	L Dagostino Kyle (L)		L	L			
22	L Hatch John (L)			L	L		
23	Seif Jonah (S)	■	■	■			4

Coach: JOSE ALEXANDER GUTIE (VEN)
Assistant: Amaury Martinez (DOM)

Coach: Hunt, David (USA)
Assistant: Hawks, John (USA)

TEAMS AND PLAYERS PERFORMANCES

Won Pts	Total Atts	No Name
35	86	Total Team
8	19	11 Caceres Gomez Jose
8	18	8 Lopez Capellan Henry
4	56	Total Team
2	8	11 Caceres Gomez Jose
1	7	8 Lopez Capellan Henry
1	67	Total Team
1	15	7 Mercedes Cruz Jonathan
26		Total Team
66	209	Total Team

Scoring Skills
Spike
Block
Serve
Opp. error
Total

Won Pts	Total Atts	No Name
41	82	Total Team
17	26	5 Shaw James (S)
7	11	2 Jarman Price (MB)
11	56	Total Team
6	15	5 Shaw James (S)
2	5	14 Wieczorek David (WS)
4	77	Total Team
4	19	14 Wieczorek David (WS)
22		Total Team
78	215	Total Team

10	31	11 Caceres Gomez Jose
----	----	-----------------------

Best Scorer

23	50	5 Shaw James (S)
----	----	------------------

Excellent	Total Atts	No Name
37	58	Total Team
13	17	9 Tolentino Lorenzo Braymer
5	8	5 Mieses Feliz Enger Miguel
20	82	Total Team
19	71	12 Arredondo Severino
14	61	Total Team
5	26	8 Lopez Capellan Henry
3	15	7 Mercedes Cruz Jonathan

Non scoring Skills
Dig
Set
Reception Success - Faults # Attempts

Excellent	Total Atts	No Name
23	50	Total Team
5	9	22 Hatch John (L)
5	10	4 Fey Kuono (WS)
29	72	Total Team
29	63	23 Seif Jonah (S)
22	55	Total Team
9	13	22 Hatch John (L)
7	18	4 Fey Kuono (WS)

■ Starting line-up Pts = Points scored [nn] = Captain
□ Substitute Atts = Attempts L = Libero
Opp = Opponent





P-2 VOLLEYBALL • Match result

2018 Senior Men's NORCECA Panamerican Cup
QUARTERFINALS



Match: 22 **Date:** 8/31/2018 **Spectators:** 1,000
City: VERACRUZ
Hall: ARENA CORDOBA
Match duration: Start: 21:10 End: 23:12 Total: 2:02

Teams	Sets	1	2	3	4	5	Total
MEX	1	20	16	25	22		83
PUR	3	25	25	18	25		93
Set duration		0:27	0:25	0:31	0:30		1:53

Referees: Vera, W. (PER) & Casado, D. (ARG)

MEX • MEXICO						PUR • PUERTO RICO								
	1	2	3	4	5	Pts		1	2	3	4	5	Pts	
1	Vargas Daniel (OP)	■	■				11	1	Morales Steven (MB)		■			2
4	Ruiz De La Cruz Gonzalo (WS)	■	□	■	□	1		3	Guzman Pablo (WS)	□			□	2
5	L Rangel Jesus (L)	L	L	L	L			4	L Del Valle Dennis (L)	L	L	L	L	
6	Perales Jesus Alberto (S)		□					5	Nieves Pedro (MB)				□	□
8	Cruz Mendoza Gabriel (MB)		□	■	■	6	6	Perez Angel (S)	■	■	■	■		1
10	Rangel Pedro (S)	■	■	■	■	1	7	Iglesias Arturo (S)		□				2
11	Barajas Jorge (WS)	■	■	■	■	8		8	Rivera Eddie (WS)	□	□	□	□	
12	Martinez Jose (MB)	■	■	■	■	7	10	Cruz Lozada Ezequiel (OP)	■	■	■	■		10
14	Martinez Garcia Jonathan (MB)	■	■	□	□	2	11	Torres Maurice (OP)	■	■	■	■		28
15	L Martinez Alan Gabriel (L)	L	L	L	L		13	Sanchez Sequiel (WS)	■	■	■	■		15
17	Orellana Nestor (OP)	□	□	■	■	19	14	Vazquez Juan (OP)	■	■	■	■		
20	Duarte Julian (WS)	□	□	□	■	4	15	Rodriguez Jonathan (MB)	■	■	■	■		2
22	Acosta Guerson (MB)		□				17	Colon Jessie (MB)	□	■	■	■		5
23	Moreno Alejandro (WS)	□	□			1	24	L Cabrera Rivera Arnel (L)	L	L	L	L		

Coach: AZAIR LOPEZ, JORGE M
Assistant: DELGADO, ADRIAN

Coach: Oswald Antonetti Cam (PUR)
Assistant: Manuel Acevedo (PUR)

TEAMS AND PLAYERS PERFORMANCES

Won Pts	Total Atts	No Name	Scoring Skills	Won Pts	Total Atts	No Name
50	102	Total Team		58	107	Total Team
17	23	17 Orellana Nestor (OP)	Spike	23	34	11 Torres Maurice (OP)
10	18	1 Vargas Daniel (OP)		13	27	13 Sanchez Sequiel (WS)
8	75	Total Team	Block	7	58	Total Team
2	6	17 Orellana Nestor (OP)		4	8	11 Torres Maurice (OP)
2	18	12 Martinez Jose (MB)	Serve	1	9	6 Perez Angel (S)
2	83	Total Team		2	92	Total Team
1	9	8 Cruz Mendoza Gabriel (MB)	Opp. error	1	16	11 Torres Maurice (OP)
1	3	23 Moreno Alejandro (WS)	Total	1	14	13 Sanchez Sequiel (WS)
23		Total Team		26		Total Team
83	260	Total Team	Best Scorer	93	257	Total Team
19	36	17 Orellana Nestor (OP)		28	58	11 Torres Maurice (OP)
Excellent	Total Atts	No Name	Non scoring Skills	Excellent	Total Atts	No Name
36	78	Total Team		41	66	Total Team
7	18	10 Rangel Pedro (S)	Dig	12	15	4 Del Valle Dennis (L)
5	9	15 Martinez Alan Gabriel (L)		9	11	10 Cruz Lozada Ezequiel (OP)
42	79	Total Team	Set	31	90	Total Team
38	73	10 Rangel Pedro (S)		31	89	6 Perez Angel (S)
47	78	Total Team	Reception	38	73	Total Team
16	21	11 Barajas Jorge (WS)	Success - Faults	9	16	24 Cabrera Rivera Arnel (L)
15	25	5 Rangel Jesus (L)	# Attempts	12	24	13 Sanchez Sequiel (WS)

■ Starting line-up Pts = Points scored [nn] = Captain
□ Substitute Atts = Attempts L = Libero
Opp = Opponent





P-2 VOLLEYBALL • Match result

2018 Senior Men's NORCECA Panamerican Cup
QUARTERFINALS



Match: 23 **Date:** 8/31/2018 **Spectators:** 675
City: VERACRUZ
Hall: ARENA CORDOBA
Match duration: Start: 19:13 End: 20:42 Total: 1:29

Teams	Sets	1	2	3	4	5	Total
CUB	3	25	25	25			75
CAN	0	15	23	23			61
Set duration		0:22	0:30	0:31			1:23

Referees: Ortiz, H. (PUR) & Ramirez, Y. (DOM)

CUB • CUBA		1	2	3	4	5	Pts
2	Melgarejo Hernandez Osniel Lazaro (WS)	■	■	■			14
3	Yang Herrera Marlon (WS)				□		
4	Jimenez Scull Javier Ernesto (WS)						
5	Concepcion Rojas Javier Octavio (MB)					□	2
7	L Garcia Alvarez Yonder Roman (L)		L	L	L		
8	L Tuero Fortun Richard (L)						
9	Osoria Rodriguez Livan (MB)	■	■	■			3
10	Gutierrez Suarez Miguel David (OP)	■	■	■			8
11	Taboada Diaz Livan (S)				□		1
12	Herrera Jaime Jesus (OP)						
14	Goide Arredondo Adrian Eduardo (S)	■	■	■			4
15	Leon Napoles Yohan Armando (WS)					□	
17	Alonso Arce Roamy Raul (MB)	■	■	■			4
18	Lopez Castro Miguel Angel (WS)	■	■	■			11

Coach: NICOLAS VIVES COFFIG (CUB)
Assistant: YOSVANY MUÑOZ PEREZ (CUB)

CAN • CANADA		1	2	3	4	5	Pts
1	L Davies Jeremy Alexander (L)				L	L	L
3	L Brennan Logan (L)						
4	Eshenko Pearson (MB)						
5	Scheerhoorn Blake (WS)				□	□	□
6	Duff Justin (MB)				■	■	■
7	Demyanenko Danny (MB)						
8	Richards Andrew (WS)				■	■	■
9	Bramwell Terrel (OP)				■	■	■
12	Gyimah Deanan (MB)				■	■	■
17	Howe Jackson (MB)				□	□	
21	Walsh Brett James (S)				■	■	■
22	Koppers Brandon (WS)				■	■	■
24	Keturakis Byron (S)				□	□	□

Coach: Larry McKay (CAN)
Assistant: Bradley Hudson (CAN)

TEAMS AND PLAYERS PERFORMANCES

Won Pts	Total Atts	No Name
33	73	Total Team
12	23	2 Melgarejo Hernandez Osniel
8	18	18 Lopez Castro Miguel Angel
10	55	Total Team
3	9	14 Goide Arredondo Adrian
2	8	2 Melgarejo Hernandez Osniel
4	74	Total Team
2	18	10 Gutierrez Suarez Miguel
1	13	18 Lopez Castro Miguel Angel
28		Total Team
75	202	Total Team

Scoring Skills
Spike
Block
Serve
Opp. error
Total

Won Pts	Total Atts	No Name
36	91	Total Team
10	25	9 Bramwell Terrel (OP)
9	15	6 Duff Justin (MB)
3	40	Total Team
1	9	12 Gyimah Deanan (MB)
1	7	21 Walsh Brett James (S)
6	62	Total Team
2	13	9 Bramwell Terrel (OP)
2	11	22 Koppers Brandon (WS)
16		Total Team
61	193	Total Team

14	38	2 Melgarejo Hernandez Osniel
----	----	------------------------------

Best Scorer

12	40	9 Bramwell Terrel (OP)
----	----	------------------------

Excellent	Total Atts	No Name
41	64	Total Team
12	16	7 Garcia Alvarez Yonder
8	13	10 Gutierrez Suarez Miguel
20	61	Total Team
18	46	14 Goide Arredondo Adrian
23	46	Total Team
10	16	18 Lopez Castro Miguel Angel
7	13	7 Garcia Alvarez Yonder

Non scoring Skills
Dig
Set
Reception
Success - Faults
Attempts

Excellent	Total Atts	No Name
49	62	Total Team
14	17	1 Davies Jeremy Alexander
11	12	8 Richards Andrew (WS)
26	82	Total Team
23	66	21 Walsh Brett James (S)
30	66	Total Team
17	40	22 Koppers Brandon (WS)

■ Starting line-up Pts = Points scored [nn] = Captain
 □ Substitute Atts = Attempts L = Libero
 Opp = Opponent





P-5 VOLLEYBALL • Players ranking by skills

2018 Senior Men's NORCECA Panamerican Cup



Best Scorers

Rk	No	Name	Team	Spike	Block	Serve	Total
1	11	Torres Maurice (OP)	PUR	55	4	4	63
2	18	Lopez Castro Miguel Angel (WS)	CUB	53	7	2	62
3	11	Leonardo Blanco Andy Alexis (OP)	GUA	47	3	4	54
4	11	Barajas Jorge (WS)	MEX	45	4	3	52
5	4	Parraguire Tomas (OP)	CHI	44	5	1	50
5	11	Parraguire Vicente (WS)	CHI	37	9	4	50
7	14	Hidalgo Alvaro (WS)	PER	39	8	2	49
8	1	Souza Alan (OP)	BRA	37	5	6	48
9	22	Koppers Brandon (WS)	CAN	35	5	7	47
9	10	Gutierrez Suarez Miguel David (OP)	CUB	34	4	9	47
11	1	Vargas Daniel (OP)	MEX	41	2	1	44
12	7	Romay Dammert Eduardo (OP)	PER	39	2	1	42
12	13	Sanchez Sequiel (WS)	PUR	38	2	2	42
14	5	Scheerhoorn Blake (WS)	CAN	38	1	2	41
15	8	Lopez Capellan Henry Antonio (WS)	DOM	35	3	1	39
15	2	Lopez Santiago Carlos Fernando (WS)	GUA	35	4	0	39
15	1	Hurtado Ivan Andres (WS)	COL	34	2	3	39
15	9	Bonacic Dusan (WS)	CHI	31	8	0	39
15	5	Shaw James (S)	USA	31	7	1	39
20	10	Larrahondo Gustavo (OP)	COL	36	0	2	38
20	6	Duff Justin (MB)	CAN	32	5	1	38
22	3	Yang Herrera Marlon (WS)	CUB	27	3	5	35
23	13	Palacios Ezequiel (WS)	ARG	31	2	1	34
23	2	Melgarejo Hernandez Osniel Lazaro (WS)	CUB	29	4	1	34
25	10	Russell Kyle (OP)	USA	25	3	4	32
26	8	Nascimento Leonardo (WS)	BRA	26	2	3	31
26	17	Alonso Arce Roamy Raul (MB)	CUB	21	9	1	31
28	6	Stahl Mitchell (MB)	USA	20	8	2	30
29	3	Chacon Pelaez Wagner Arnulfo (WS)	GUA	26	1	2	29
29	8	Mejia Leandro (MB)	COL	21	6	2	29
31	7	Honorato Henrique Dantas Nóbregue(WS)	BRA	20	6	2	28
32	11	Caceres Gomez Jose Miguel (OP)	DOM	22	3	0	25
32	13	Arnitz Jacob (WS)	USA	22	3	0	25
32	17	Alomia Angulo Carlos Edison (WS)	COL	21	2	2	25
32	14	Wieczorek David (WS)	USA	14	3	8	25
36	16	Johansen German (OP)	ARG	22	1	1	24
36	4	Fey Kupono (WS)	USA	19	3	2	24
36	4	Ruiz De La Cruz Gonzalo (WS)	MEX	22	1	1	24
39	13	Gualberto Flavio (MB)	BRA	15	8	0	23
39	2	Jarman Price (MB)	USA	18	5	0	23
39	10	Cruz Lozada Ezequiel (OP)	PUR	23	0	0	23
39	1	Morales Steven (MB)	PUR	19	2	2	23
39	10	Rangel Pedro (S)	MEX	13	7	3	23
44	10	Bruno Nicolas (WS)	ARG	16	2	4	22
44	1	Tapia Santana Henry Omar (OP)	DOM	22	0	0	22
44	15	Aragon Lopez Leonel Antonio (MB)	GUA	16	6	0	22
44	12	Martinez Jose (MB)	MEX	16	6	0	22
48	1	Guerra Uteau Simon (MB)	CHI	17	4	0	21
48	3	Guzman Pablo (WS)	PUR	20	1	0	21
50	12	Gallego Joaquin (MB)	ARG	14	5	1	20
Total tournament				1,892	312	142	2,346





P-5 VOLLEYBALL • Players ranking by skills

2018 Senior Men's NORCECA Panamerican Cup



Best Spikers

Limit: 15.00%

Rk	No	Name	Team	Spikes	Faults	Shots	Total Attempts	Succ. %
1	18	Lopez Castro Miguel Angel (WS)	CUB	53	14	25	92	57.61
2	1	Souza Alan (OP)	BRA	37	5	23	65	56.92
3	13	Palacios Ezequiel (WS)	ARG	31	4	20	55	56.36
4	5	Shaw James (S)	USA	31	7	18	56	55.36
5	8	Nascimento Leonardo (WS)	BRA	26	3	19	48	54.17
6	14	Hidalgo Alvaro (WS)	PER	39	9	24	72	54.17
7	11	Torres Maurice (OP)	PUR	55	18	30	103	53.40
8	1	Hurtado Ivan Andres (WS)	COL	34	12	21	67	50.75
9	10	Larrahondo Gustavo (OP)	COL	36	15	22	73	49.32
10	16	Johansen German (OP)	ARG	22	11	12	45	48.89
Total Tournament				1,892	611	1,565	4,068	46.51



Best Blockers

Rk	No	Name	Team	Kill Blocks	Faults	Rebounds	Total Attempts	Avg. by set
1	13	Gualberto Flavio (MB)	BRA	8	23	12	43	0.89
2	15	Zerba Nicolas (MB)	ARG	7	5	1	13	0.70
3	11	Parraguirre Vicente (WS)	CHI	9	12	18	39	0.69
4	7	Honorato Henrique Dantas Nóbrega (WS)	BRA	6	6	-	12	0.67
5	6	Stahl Mitchell (MB)	USA	8	20	19	47	0.62
6	14	Hidalgo Alvaro (WS)	PER	8	12	8	28	0.62
7	9	Bonacic Dusan (WS)	CHI	8	17	7	32	0.62
8	14	Goide Arredondo Adrian Eduardo (S)	CUB	9	15	13	37	0.60
9	17	Alonso Arce Roamy Raul (MB)	CUB	9	19	17	45	0.60
10	1	Souza Alan (OP)	BRA	5	13	11	29	0.56
Total Tournament				312	1,261	900	2,473	4.05



Best Servers


Rk	No	Name	Team	Aces	Faults	Serve Hits	Total Attempts	Avg. by set
1	1	Souza Alan (OP)	BRA	6	3	41	50	0.67
2	14	Wieczorek David (WS)	USA	8	10	34	52	0.62
3	10	Gutierrez Suarez Miguel David (OP)	CUB	9	13	48	70	0.60
4	22	Koppers Brandon (WS)	CAN	7	15	26	48	0.54
5	10	Bruno Nicolas (WS)	ARG	4	3	34	41	0.40
6	8	Rivera Eddie (WS)	PUR	6	3	22	31	0.40
7	14	Villarreal Soltau Esteban (S)	CHI	5	12	20	37	0.38
8	8	Nascimento Leonardo (WS)	BRA	3	5	29	37	0.33
9	3	Yang Herrera Marlon (WS)	CUB	5	7	18	30	0.33
10	11	Parraguirre Vicente (WS)	CHI	4	10	30	44	0.31
Total Tournament				142	577	2,711	3,430	1.84





P-5 VOLLEYBALL • Players ranking by skills

2018 Senior Men's NORCECA Panamerican Cup



Best Diggers

Rk	No	Name	Team	Digs	Faults	Receptions	Total Attempts	Avg. by set
1	8	Santa Cruz Molina Luis Fernando (L)	GUA	41	16	26	83	3.15
2	10	Rangel Pedro (S)	MEX	46	15	13	74	3.07
3	7	Garcia Alvarez Yonder Roman (L)	CUB	45	9	8	62	3.00
4	10	Bruno Nicolas (WS)	ARG	30	10	5	45	3.00
5	19	Dagostino Kyle (L)	USA	39	14	6	59	3.00
6	19	Massimino Franco (L)	ARG	28	10	1	39	2.80
7	15	Castillo Sebastian (L)	CHI	36	10	17	63	2.77
8	4	Del Valle Dennis (L)	PUR	35	10	6	51	2.33
9	9	Tolentino Lorenzo Braymer Norbery (L)	DOM	28	14	21	63	2.33
10	4	Parraguire Tomas (OP)	CHI	28	10	8	46	2.15
Total Tournament				1,441	759	757	2,957	18.71



Best Setters

Rk	No	Name	Team	Running Sets	Faults	Still Sets	Total Attempts	Avg. by set
1	10	Rangel Pedro (S)	MEX	140	2	167	309	9.33
2	1	Sanchez Matias (S)	ARG	83	2	99	184	8.30
3	14	Villarreal Soltau Esteban (S)	CHI	103	5	182	290	7.92
4	14	Goide Arredondo Adrian Eduardo (S)	CUB	114	4	171	289	7.60
5	11	Pontes Veloso Thiago (S)	BRA	68	1	90	159	7.56
6	21	Walsh Brett James (S)	CAN	85	3	141	229	6.54
7	6	Perez Angel (S)	PUR	92	1	154	247	6.13
8	2	Williams Paul (S)	PER	74	8	185	267	5.69
9	12	Arredondo Severino Francisco Argelis (S)	DOM	64	-	187	251	5.33
10	17	Gonzalez Paz Gerardo Antonio (S)	GUA	62	4	196	262	4.77
Total Tournament				1,155	47	2,325	3,527	15.00



Best Receivers

Limit: 20.00%

Rk	No	Name	Team	Excellents	Faults	Serve Receptions	Total Attempts	Eff. %
1	7	Garcia Alvarez Yonder Roman (L)	CUB	42	3	14	59	66.10
2	4	Carvalho Filho Rogério Batista De(L)	BRA	26	2	10	38	63.16
3	24	Cabrera Rivera Arnel (L)	PUR	49	1	27	77	62.34
4	18	Danani Santiago (L)	ARG	31	2	14	47	61.70
5	3	Yang Herrera Marlon (WS)	CUB	35	3	16	54	59.26
6	12	Guerrero Julian (L)	COL	54	4	27	85	58.82
7	15	Castillo Sebastian (L)	CHI	34	3	16	53	58.49
8	18	Lopez Castro Miguel Angel (WS)	CUB	41	1	27	69	57.97
9	11	Barajas Jorge (WS)	MEX	60	3	39	102	55.88
10	19	Dagostino Kyle (L)	USA	38	3	23	64	54.69
Total Tournament				1,313	167	1,373	2,853	40.17





P-5 VOLLEYBALL • Players ranking by skills

2018 Senior Men's NORCECA Panamerican Cup



Best Liberos

Rk	No	Name	Team	Excellents	Faults	In play	Total attempts	Avg. by set
1	7	Garcia Alvarez Yonder Roman (L)	CUB	87	12	22	121	5.80
2	15	Castillo Sebastian (L)	CHI	70	13	33	116	5.38
3	11	Nakamatsu Jonathan (L)	PER	64	28	37	129	4.92
4	24	Cabrera Rivera Arnel (L)	PUR	70	5	44	119	4.67
5	9	Tolentino Lorenzo Braymer Norbery (L)	DOM	55	19	51	125	4.58
6	4	Carvalho Filho Rogério Batista De(L)	BRA	38	5	19	62	4.22
7	18	Danani Santiago (L)	ARG	40	4	18	62	4.00
8	15	Martinez Alan Gabriel (L)	MEX	25	13	8	46	1.67
9	3	Diaz Juan Pablo (L)	COL	15	6	12	33	1.15
10	22	Hatch John (L)	USA	14	2	7	23	1.08





P-6 VOLLEYBALL • Teams ranking by skills

2018 Senior Men's NORCECA Panamerican Cup



Best Spikers

Limit: 15.00%

Rk	Team	Spikes	Faults	Shots	Total Attempts	Succ. %
1	BRA BRAZIL	120	20	78	218	55.05
2	CUB CUBA	202	50	122	374	54.01
3	ARG ARGENTINA	134	34	90	258	51.94
4	PUR PUERTO RICO	207	53	142	402	51.49
5	CAN CANADA	160	52	126	338	47.34
6	USA UNITED STATES	163	52	138	353	46.18
7	COL COLOMBIA	146	54	119	319	45.77
8	DOM DOMINICAN REPUBLIC	144	55	125	324	44.44
9	PER PERU	144	62	124	330	43.64
10	CHI CHILE	156	52	153	361	43.21
11	MEX MEXICO	178	60	199	437	40.73
12	GUA GUATEMALA	138	67	149	354	38.98
Total Tournament		1,892	611	1,565	4,068	46.51



Best Blockers

Rk	Team	Kill Blocks	Faults	Rebounds	Total Attempts	Avg. by set
1	BRA BRAZIL	29	72	35	136	3.22
2	CHI CHILE	40	102	100	242	3.08
3	CUB CUBA	43	108	94	245	2.87
4	USA UNITED STATES	34	95	72	201	2.62
5	ARG ARGENTINA	21	78	61	160	2.10
6	MEX MEXICO	31	138	94	263	2.07
7	PER PERU	26	108	60	194	2.00
8	CAN CANADA	22	91	80	193	1.69
8	GUA GUATEMALA	22	101	77	200	1.69
10	COL COLOMBIA	21	136	65	222	1.62
11	PUR PUERTO RICO	15	114	76	205	1.00
12	DOM DOMINICAN REPUBLIC	8	118	86	212	0.67
Total Tournament		312	1,261	900	2,473	4.05





P-6 VOLLEYBALL • Teams ranking by skills

2018 Senior Men's NORCECA Panamerican Cup



Best Servers

Rk	Team	Aces	Faults	Serve Hits	Total Attempts	Avg. by set
1	BRA BRAZIL	14	35	174	223	1.56
2	CAN CANADA	20	64	208	292	1.54
3	USA UNITED STATES	17	73	203	293	1.31
4	CUB CUBA	19	52	274	345	1.27
5	PUR PUERTO RICO	15	63	274	352	1.00
6	ARG ARGENTINA	9	29	212	250	0.90
7	CHI CHILE	11	39	243	293	0.85
8	COL COLOMBIA	10	60	197	267	0.77
9	MEX MEXICO	10	41	277	328	0.67
10	GUA GUATEMALA	6	39	221	266	0.46
10	PER PERU	6	40	217	263	0.46
12	DOM DOMINICAN REPUBLIC	5	42	211	258	0.42
Total Tournament		142	577	2,711	3,430	1.84



Best Diggers

Rk	Team	Digs	Faults	Receptions	Total Attempts	Avg. by set
1	ARG ARGENTINA	132	52	25	209	13.20
2	MEX MEXICO	190	72	65	327	12.67
3	CHI CHILE	162	62	72	296	12.46
4	CUB CUBA	155	57	49	261	10.33
5	PUR PUERTO RICO	141	84	70	295	9.40
6	CAN CANADA	118	63	50	231	9.08
7	USA UNITED STATES	115	65	43	223	8.85
8	DOM DOMINICAN REPUBLIC	98	60	63	221	8.17
9	GUA GUATEMALA	104	78	90	272	8.00
10	BRA BRAZIL	70	31	60	161	7.78
11	PER PERU	83	82	82	247	6.38
12	COL COLOMBIA	73	53	88	214	5.62
Total Tournament		1,441	759	757	2,957	18.71





P-6 VOLLEYBALL • Teams ranking by skills

2018 Senior Men's NORCECA Panamerican Cup



Best Setters

Rk	Team	Running Sets	Faults	Still Sets	Total Attempts	Avg. by set
1	MEX MEXICO	146	2	188	336	9.73
2	ARG ARGENTINA	96	2	130	228	9.60
3	PUR PUERTO RICO	128	1	215	344	8.53
4	CUB CUBA	122	6	204	332	8.13
5	BRA BRAZIL	73	2	113	188	8.11
6	CHI CHILE	105	5	199	309	8.08
7	CAN CANADA	101	7	191	299	7.77
8	USA UNITED STATES	98	3	210	311	7.54
9	PER PERU	79	9	214	302	6.08
10	DOM DOMINICAN REPUBLIC	67	1	216	284	5.58
11	GUA GUATEMALA	71	4	232	307	5.46
12	COL COLOMBIA	69	5	213	287	5.31
Total Tournament		1,155	47	2,325	3,527	15.00




Best Receivers

Limit: 20.00%

Rk	Team	Excellents	Faults	Serve Receptions	Total Attempts	Eff. %
1	ARG ARGENTINA	90	6	60	156	53.85
2	CUB CUBA	140	11	90	241	53.53
3	CHI CHILE	119	9	102	230	47.83
4	MEX MEXICO	141	13	126	280	45.71
5	USA UNITED STATES	124	10	124	258	44.19
6	PUR PUERTO RICO	131	11	136	278	43.17
7	BRA BRAZIL	62	6	66	134	41.79
8	CAN CANADA	110	14	123	247	38.87
9	COL COLOMBIA	120	19	131	270	37.41
10	GUA GUATEMALA	105	21	130	256	32.81
11	PER PERU	98	23	144	265	28.30
12	DOM DOMINICAN REPUBLIC	73	24	141	238	20.59
Total Tournament		1,313	167	1,373	2,853	40.17





Cuba and Puerto Rico move into semis and qualify to Pan American Games

CORDOBA, Mexico, August 31, 2018. - Cuba and Puerto Rico moved into the semifinals of the Men's Pan American Cup and qualified to the 2019 Lima Pan American Games after beating Canada and Mexico accordingly at the Arena Cordoba in Cordoba, Mexico.


On Saturday's semifinals, Cuba will face defending champion Argentina and Puerto Rico plays against Brazil. The four teams are already qualified to the 2019 Lima Pan American Games, while the last ticket available will be disputed between Mexico and Canada on Sunday.

Guatemala 3, Peru 1

Guatemala finished the Men's Pan American Cup with victory over Peru 3-1 (25-16, 23-25, 25-23, 25-19). Guatemala won the match for eleventh place of the event starting with a comfortable advantage in the first set; Peru's reaction did not take too long, keeping Guatemala's blockers and defense line busy the next three sets. The Central American team only led in aces 4-2, while the South Americans held 51-50 advantage in attacks. Both teams scored on 9 blocks. The winners benefited by 35 error points, allowing Peru to score 21. From Guatemala, opposite player Andy Leonardo scored a match-high of 25 points on 20 kills, 2 blocks and 3 aces, in addition to wing spikers Wagner Chacon and Carlos Lopez who collected 13 and 12 points accordingly. Peru's top scorer was wing spiker Alvaro Hidalgo with 19 points on 14 kills, 4 blocks and one ace, followed by opposite Francis Mendoza with 14 points.

XIII Copa Panamericana Voleibol Masculino

Veracruz, México • August 26-Sept. 3 2018



NORCECA

Volleyball Confederation



Chile 3, Colombia 0

Chile will play for seventh place of the thirteenth Men's Pan American Cup while defeating Colombia in straight sets 3-0 (25-14, 25-19, 25-16). Chile took down Colombia with little resistance to move into the seventh placing match against the winner between United States and Dominican Republic. The Chilean team performed smoothly with a huge 12-2 blocking margin; they also prevailed on 37-29 advantage in attacks and 3-1 in aces. Chile handed out 17 points on errors and benefited from 23 errors committed by Colombia. With 14 points apiece, opposite player Tomas Parraguirre and sibling Vicente Parraguirre led Chile's offense; wing spiker Dusan Bonacic and setter Esteban Villarreal chipped in with 7 points apiece. Colombia had Carlos Llanos, Leandro Mejia and Gustavo Larrahondo with 5 points.

United States 3, Dominican Republic 0

United States swept Dominican Republic 3-0 (25-23, 25-17, 28-26) and will face Chile for the seventh place. Setter James Shaw was loud all over the net, carrying United States with a match-high of 23 points on 17 kills and 6 blocks. The US struggled in sets one and three but walked away with a victory on 41-35 margin in kills, 11-4 blocking advantage and 4-1 in aces. The winners committed more unforced errors (26-22). Opposite player Jose Caceres came off the bench in the second set scoring 10 points as Dominican Republic's top attacker.

Cuba 3, Canada 0

Cuba moved into the Men's Pan American Cup semifinals after defeating Canada 3-0 (25-15, 25-23, 25-23) in quarterfinals and qualified to the 2019 Lima Pan American Games. Cuba was spectacular stealing from Canada's hands the semifinal spot and one of the last three tickets available (Brazil and Argentina already qualified) to the Lima Pan American Games, coming from behind in set two (16-22) and set three (8-14). Cuba will face Argentina in Saturday's semifinal match, who earned a bye into this round of the competition. Canada still has a shot to of winning a ticket to the Pan American Games when they play for fifth place. Cuba's best weapon was their blocking, finishing with comfortable 10-3 advantage and scoring on 28 opponent errors. Canada prevailed 36-33 in attacking, 6-4 in aces and


Copa XII Panamericana Voleibol Masculino

Veracruz, México • August 26-Sept. 3 2018

molten
The Best is Yet to Come

MIZUNO

SPORT COURT



scored on 16 Cuban errors. Wing spiker Osniel Melgarejo led Cuba with 14 points on 12 kills and 2 blocks, joined by Miguel Angel Lopez with 11 points. Canada balanced their offense between Terrel Bramwell with 12 points, and Justin Duff along with Brandon Koppers added 10 points apiece.

Puerto Rico 3, Mexico 1

Puerto Rico reached the Men's Pan American Cup semifinals and qualified to the Pan American Games defeating hosts Mexico 3-1 (25-20, 25-16, 18-25, 25-22). Puerto Rico needed almost two hours (1:53) to subdue the host in a heated match to reach the semifinals of the competition, in addition to the feat of qualifying to the 2019 Lima Pan American Games along with Brazil, Argentina and Cuba. The winners of the recent Barranquilla Central American Games will face Brazil in the semifinal match on Saturday, while Mexico will play Canada on Sunday in a crucial match for the last ticket to Lima. Puerto Rico held advantage of 58-50 in attacks and Mexico led with a Slim 8-7 the blocking category; both scored two points on aces. Puerto Rico allowed 23 points in errors and Mexico 26 points. Opposite player Maurice Torres scored impressive 28 points, leading Puerto Rico's scoring machine, on 23 kills, 4 blocks and one ace. Wing spiker Sequiel Sanchez and opposite Ezquiel Cruz tallied 15 and 10 points respectively. Mexico's top scorers were opposite players Nestor Orellana with 19 points and Daniel Vargas scored 11 points.


XII Copa Panamericana Voleibol Masculino

Veracruz, México • August 26-Sept. 3 2018

molten
For the real game

MIZUNO

SPORT COURT



Cuba y Puerto Rico avanzan a semis y clasifican a Juegos Panamericanos

CORDOBA, México, 31 de agosto de 2018. - Cuba y Puerto Rico avanzaron a las semifinales de la Copa Panamericana Masculina y clasificaron a los Juegos Panamericanos de Lima 2019 luego de vencer a Canadá y México respectivamente en la Arena Córdoba de Córdoba, México.

En las semifinales del sábado, Cuba se enfrentará al campen defensor Argentina y Puerto Rico jugará ante Brasil. Los cuatro equipos ya están clasificados a los Juegos Panamericanos de Lima 2019, en tanto que el último boleto disponible lo discutirán México y Canadá el día domingo.

Guatemala 3, Perú 1

Guatemala finalizó la Copa Panamericana Masculina con triunfo de 3-1 (25-16, 23-25, 25-23, 25-19) sobre Perú. Guatemala ganó el juego por la posición once del evento, iniciando con una amplia ventaja en el primer set; la reacción peruana no se hizo esperar, manteniendo al bloqueo y la defensa guatemalteca muy ocupada. Los centroamericanos únicamente comandaron en el servicio con margen 4-2, en tanto que los sudamericanos superaron 51-50 en el ataque. Ambos equipos anotaron 9 puntos de bloqueo. Los ganadores se beneficiaron con 35 puntos por errores del rival, en tanto permitieron que Perú anotara 21 puntos de sus errores. Por Guatemala, el opuesto Andy Leonardo encabezó como el máximo anotador del juego con 25 puntos por 20 ataques, 2 bloqueos y 3 puntos de servicio; se unieron los atacantes de esquina Wagner Chacón y Carlos López que recolectaron 13 y 12 puntos respectivamente. El máximo anotador de Perú fue el atacante Alvaro Hidalgo con 19 puntos a través de 14 ataques, 4 bloqueos y un punto de servicio, seguido por el opuesto Francis Mendoza con 14 puntos.

Chile 3, Colombia 0

Chile jugará por el séptimo lugar de la décima tercera Copa Panamericana Masculina tras derrotar a Colombia in sets seguidos 3-0 (25-14, 25-19, 25-16). Chile se impuso a Colombia sin mucha resistencia para disputar el séptimo lugar frente al vencedor del juego entre Estados Unidos y República Dominicana. El equipo chileno jugó sin presiones con una amplia ventaja de 12-2 en el bloqueo; también

superaron con 37-29 en ataques y 3-1 en puntos de servicio. Chile otorgó 17 puntos por errores no forzados y se beneficiaron de 23 errores cometidos por Colombia. Con 14 puntos cada uno, el opuesto Tomás Parraguirre y su hermano Vicente Parraguirre encabezaron la ofensiva chilena; el atacante Dusan Bonacic y el acomodador Esteban Villarreal aportaron con 7 puntos cada uno. Colombia tuvo a Carlos Llanos, Leandro Mejía y Gustavo Larrahondo con 5 puntos.

Estados Unidos 3, República Dominicana 0

Estados Unidos dominó a República Dominicana 3-0 (25-23, 25-17, 28-26) y se enfrentará a Chile por el séptimo lugar. El acomodador James Shaw fue potente sobre la red como el máximo anotador del juego con 23 puntos a través de 17 ataques y 6 bloqueos llevando a Estados Unidos al triunfo. Estados Unidos tuvo dificultades en el primer y tercer set, pero se llevaron la victoria con margen 41-35 en ataques, 11-4 en bloqueos y 4-1 en puntos de servicio. Los ganadores cometieron mayor cantidad de errores no forzados (26-22). El opuesto José Cáceres entró de la banca en el segundo set, terminando como el máximo atacante de República Dominicana con 10 puntos.

Cuba 3, Canadá 0

Cuba avanzó a las semifinales de la Copa Panamericana Masculina tras derrotar a Canadá 3-0 (25-15, 25-23, 25-23) en cuartos de final y clasificó a los Juegos Panamericanos de Lima 2019. Cuba fue espectacular arrebatándole a Canadá el pase a la semifinal y uno de los tres últimos boletos disponibles (Brasil y Argentina ya clasificados) a los Juegos Panamericanos de Lima, viniendo de atrás en el segundo (16-22) y tercer (8-14) sets. Cuba discutirá la semifinal del sábado frente al equipo de Argentina que obtuvo un boleto directo a esa fase. Canadá todavía tiene chance de clasificar a los Panamericanos cuando jueguen por el puesto cinco. La mejor arma del equipo cubano fue su bloqueo, finalizando con una cómoda ventaja de 10-3 en esa categoría y anotando a través de 28 errores del rival. Por su lado, Canadá dominó 36-33 en ataque, 6-4 en puntos de servicio y anotó 16 puntos por errores de Cuba. El atacante Osniel Melgarejo encabezó a Cuba anotando 14 puntos de 12 ataques y 2 bloqueos, acompañado por 11 puntos de Miguel Angel


XII Copa Panamericana Voleibol Masculino

Veracruz, México • August 26-Sept. 3 2018

molten
for the real game

MIZUNO

SPORT COURT



López. Canadá distribuyó su ofensiva entre Terrel Bramwell con 12 puntos, y Justin Duff que junto a Brandon Koppers aportaron 10 puntos cada uno.

Puerto Rico 3, México 1

Puerto Rico alcanzó las semifinales de la Copa Panamericana Masculina y clasificó a los Juegos Panamericanos derrotando a México 3-1 (25-20, 25-16, 18-25, 25-22). Puerto Rico necesitó de casi dos horas (1:53) para dominar al equipo anfitrión en un emotivo juego para acceder a las semifinales del torneo, además de lograr la hazaña de unirse a Brasil, Argentina y Cuba como clasificado a los Juegos Panamericanos de Lima 2019. Los ganadores de los recientes Juegos Centroamericanos de Barranquilla, discutirán la semifinal del sábado ante Brasil, mientras que México se medirá con Canadá el domingo en un duelo crucial por el último boleto a Lima. La categoría de ataque fue superada por Puerto Rico con margen de 58-50 y el bloqueo por México con una mínima de 8-7; ambos equipos anotaron dos puntos de servicio. Puerto Rico permitió 23 puntos por errores y México 26 puntos. El opuesto Maurice Torres con impresionantes 28 puntos, comandó la máquina de ataque boricua, anotando 23 tantos de ataque, 4 de bloqueo y un punto por la categoría de servicio. El atacante Sequiel Sánchez y el opuesto Ezequiel Cruz agregaron 15 y 10 puntos respectivamente. Los máximos anotadores de México fueron sus jugadores opuestos Nestor Orellana con 19 puntos y Daniel Vargas con 11 puntos.