



**M** movistar

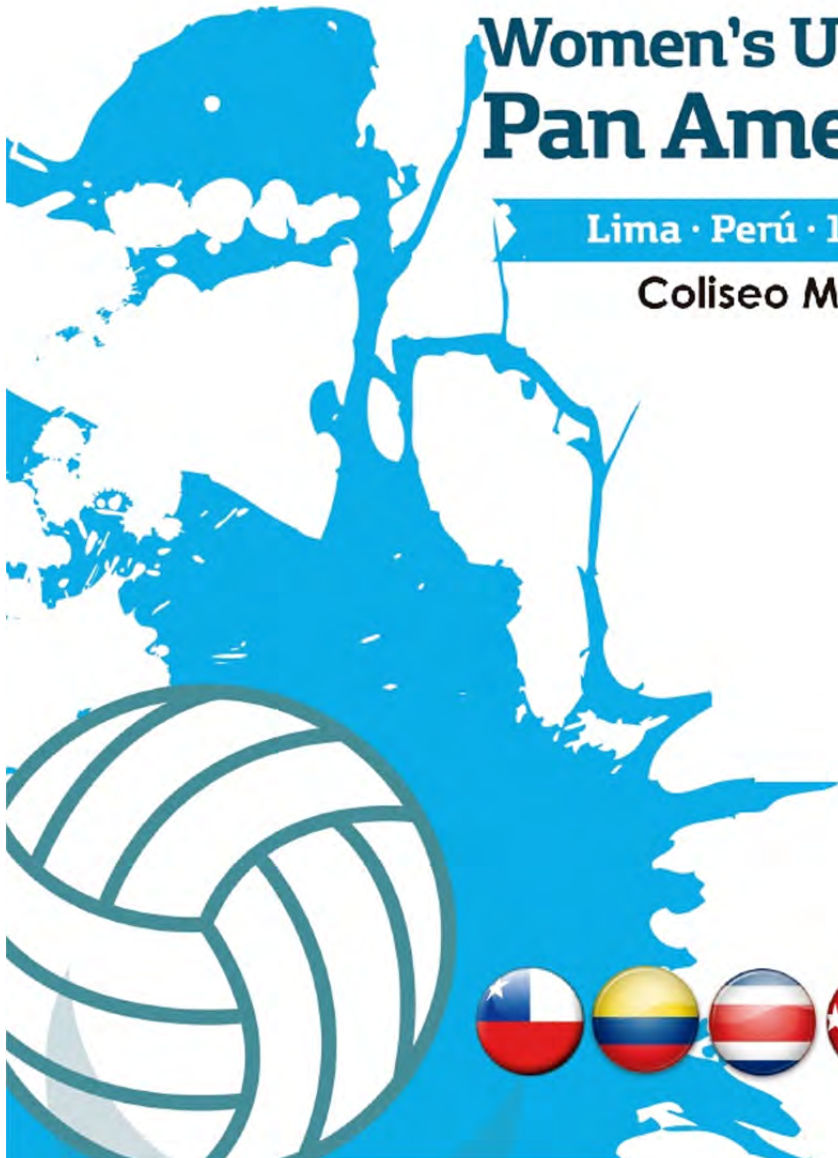
**IV**

**Women's U-23  
Pan American Cup**



**Lima · Perú · 11 - 20 August 2018**

**Coliseo Manuel Bonilla**



**BULLETIN No 5**

Friday, 17th August , 2018







Calendario y Formato de Competencia / Competition Format and Match Schedule

**GROUP-A**

No.	Date	Time	Teams		Set	Result per set (points)					TOTAL	TIME
						1	2	3	4	5		
2	14-Ago	15:00	CUBA	vs	GUATEMALA	3-0	25-19	25-9	25-15		75-43	01:14
4	14-Ago	19:00	PERU	vs	CHILE	3-0	25-23	25-21	25-20		75-64	01:34
6	15-Ago	15:00	CHILE	vs	CUBA	0-3	20-25	12-25	12-25		44-75	01:13
8	15-Ago	19:00	PERU	vs	GUATEMALA	3-0	25-17	25-11	25-13		75-41	01:17
9	16-Ago	13:00	CHILE	vs	GUATEMALA	3-0	25-14	25-8	25-19		75-41	01:20
12	16-Ago	19:00	PERU	vs	CUBA	3-1	25-22	21-25	25-20	27-25	98-92	02:09

**GROUP-B**

No.	Date	Time	Teams		Set	Result per set (points)					TOTAL	TIME	
						1	2	3	4	5			
1	14-Ago	13:00	DOMINICAN REPUBLIC	vs	COSTA RICA	3-0	25-16	25-15	25-11		75-42	01:06	
3	14-Ago	17:00	MEXICO	vs	COLOMBIA	3-2	23-25	14-25	16-25	25-18	15-9	104-91	02:15
5	15-Ago	13:00	COLOMBIA	vs	COSTA RICA	3-0	25-17	27-25	25-17		77-59	01:26	
7	15-Ago	17:00	DOMINICAN REPUBLIC	vs	MEXICO	3-0	25-22	25-18	25-21		75-61	01:26	
10	16-Ago	15:00	COSTA RICA	vs	MEXICO	0-3	17-25	13-25	13-25		43-75	01:12	
11	16-Ago	17:00	COLOMBIA	vs	DOMINICAN REPUBLIC	0-3	13-25	13-25	15-25		41-75	01:16	

**QUARTERFINALS**

No.	Date	Time	Teams		Set	Result per set (points)					TOTAL	TIME	
						1	2	3	4	5			
13	17-Ago	17:00	(MEX) 2nd B	vs	3rd A (CHI)	3-2	22-25	25-26	25-23	23-25	15-9	110-98	02:32
14	17-Ago	19:00	(CUB) 2nd A	vs	3rd B (COL)	3-0	25-13	25-18	25-15		75-46	01:29	

**CLASSIFICATION 5/8**

No.	Date	Time	Teams		Set	Result per set (points)					TOTAL	TIME	
						1	2	3	4	5			
15	18-Ago	12:00	(CRC) 4th B	vs	Loser of M13 or M14 (CHI)	0-0							
16	18-Ago	14:00	(GUA) 4th A	vs	Loser of M14 or M13 (COL)	0-0							

**SEMIFINALS**

No.	Date	Time	Teams		Set	Result per set (points)					TOTAL	TIME	
						1	2	3	4	5			
17	18-Ago	16:00	(DOM) 1st B	vs	Winner of M14 or M13 (CUB)	0-0							
18	18-Ago	18:00	(PER) 1st A	vs	Winner of M13 or M14 (MEX)	0-0							

**FINAL CLASSIFICATION 7/8**

No.	Date	Time	Teams		Set	Result per set (points)					TOTAL	TIME	
						1	2	3	4	5			
19	19-Ago	12:00	Loser of M15	vs	Loser of M16	0-0							

**FINAL CLASSIFICATION 5/6**

No.	Date	Time	Teams		Set	Result per set (points)					TOTAL	TIME	
						1	2	3	4	5			
20	19-Ago	14:00	Winner of M15	vs	Winner of M16	0-0							

**FINALS**

No.	Date	Time	Teams		Set	Result per set (points)					TOTAL	TIME	
						1	2	3	4	5			
21	19-Ago	16:00	Loser of M17	vs	Loser of M18	0-0							
22	19-Ago	18:00	Winner of M17	vs	Winner of M18	0-0							

\*NOTE1: For the Classification, Quarterfinal and Semifinal Rounds, according to the FIVB General Competition Regulations, it must be avoided that teams from the same group play each other.

\*NOTE2: According to the established competition format and the FIVB General Regulations, for the Classification, Quarterfinal and Semifinal Rounds, if three teams from the same group qualify, the match between highest ranked team and lowest ranked team of

\*NOTE3: Loser of M15 = Loser of Match #15, etc.







# Women Pan American Cup

August 12-20 Peru • 2018



Dia / Day	Hora / Time	Competition Venue - Coliseo Manuel Bonilla	Hora / Time	Training Court 1 - La Videna	Training Court 2 - La Videna	Training Court 3 - La Videna
17-ago-18	08:00		08:00	3rd A (17:00) (CHI)		2nd B (17:00) (MEX)
	09:30	1st B (OFF) (DOM)	09:30	3rd B (19:00) (COL)		2nd A (19:00) (CUB)
	11:00	1st A (OFF) (PER)	11:00	4th A (OFF) (GUA)		4th B (OFF) (CRC)
	17:00	(MEX) 2nd B vs 3rd A (CHI)				
	19:00	(CUB) 2nd A vs 3rd B (COL)				
18-ago-18	07:00		07:00	Loser of M14 or M13 (14:00)(COL)		4th A (14:00) (GUA)
	08:30		08:30	Winner of M14 or M13 (16:00)(CUB)		1st B (16:00) (DOM)
	10:00		10:00	Winner of M13 or M14 (19:00)(MEX)		1st A (19:00) (PER)
	12:00	(CRC)4th B vs Loser of M13 or M14(CHI)				
	14:00	(GUA)4th A vs Loser of M14 or M13(COL)				
	16:00	(DOM)1st B vs Winner of M14 or M13(CUB)				
	18:00	(PER)1st A vs Winner of M13 or M14(MEX)	19:00	(CRC) 4th B (12:00)		Loser of M13 or M14 (12:00)(CHI)
19-ago-18	07:00		07:00	Winner of M16 (14:00)		Winner of M15 (14:00)
	08:30		08:30	Loser of M18 (16:00)		Loser of M17 (16:00)
	10:00		10:00	Winner of M18 (18:00)		Winner of M17 (18:00)
	12:00	Loser of M15 vs Loser of M16				
	14:00	Winner of M15 vs Winner of M16				
	16:00	Loser of M17 vs Loser of M18				
	18:00	Winner of M17 vs Winner of M18				





FEDERATION INTERNATIONALE DE VOLLEYBALL



0-1

UNIFORM COLOURS  
Couleur de l'uniforme

CITY: **LIMA**  
Ville:

DATE: **17/08/2018** Heure: **23:00**

REGISTERED COLOURS / Couleurs enregistrées :  
(ONLY SHIRT COLOUR - seulement la couleur du maillot)

POOL/PHASE: **Classification 5-8**  
Groupe/Phase:

	COL ▼	CHI ▼	CRC	GU★	- ▼	- ▼
1	YELLOW	RED	RED	WHITE	-	-
2	NAVY	BLUE	WHITE	NAVY	-	-
3	WHITE	WHITE	BLUE	BLUE	-	-

MATCH SCHEDULE Calendrier des matches				TEAMS CHOICE (1-2 OR 3) Choix des équipes (1-2 ou 3)				FIVB DECISION Décision de la FIVB	
DATE:	No. Match	Team Equipe	Team Equipe	1st CHOICE 1er Choix		LIBERO		A	B
		A	B	A	B	A	B	A	B
18/Ago/2018	15	CRC	CHI			WHITE	BLUE	RED	WHITE
18/Ago/2018	16	GUA	COL			BLUE	WHITE	WHITE	NAVY

POOL/PHASE: **Semifinales**  
Groupe/Phase:

	CUB ▼	DOM ▼	MEX	PER	- ▼	- ▼
1	RED	RED	RED	NAVY	-	-
2	BLUE	WHITE	GREEN	WHITE	-	-
3	WHITE	BLUE	WHITE	RED	-	-

MATCH SCHEDULE Calendrier des matches				TEAMS CHOICE (1-2 OR 3) Choix des équipes (1-2 ou 3)				FIVB DECISION Décision de la FIVB	
DATE:	No. Match	Team Equipe	Team Equipe	1st CHOICE 1er Choix		LIBERO		A	B
		A	B	A	B	A	B	A	B
18/Ago/2018	17	DOM	CUB			ORANGE	WHITE	WHITE	BLUE
18/Ago/2018	18	PER	MEX			RED	WHITE	WHITE	GREEN

FVB Official forms - O-1 - 14.07.2011 - FVB © 2011 - version 17







# 2018 U23 Women's NORCECA Panamerican Cup

P-4 Collated results & ranking

Results as of 18 August 2018



## MATCHES RESULTS

### Pool A

No	Date	Teams	Set	Result per set (points)					Total Points	Duration	Spectators
				1	2	3	4	5			
2	14-Aug-2018	CUB - GUA	3-0	25-19	25-9	25-15			75-43	14:14	200
4	14-Aug-2018	PER - CHI	3-0	25-23	25-21	25-20			75-64	2:34	500
6	15-Aug-2018	CHI - CUB	0-3	20-25	12-25	12-25			44-75	2:13	100
8	15-Aug-2018	PER - GUA	3-0	25-17	25-11	25-13			75-41	2:04	400
9	16-Aug-2018	CHI - GUA	3-0	25-14	25-8	25-19			75-41	20:20	100
12	16-Aug-2018	PER - CUB	3-1	25-22	21-25	25-20	27-25		98-92	21:09	700

### Pool B

No	Date	Teams	Set	Result per set (points)					Total Points	Duration	Spectators
				1	2	3	4	5			
1	14-Aug-2018	DOM - CRC	3-0	25-16	25-15	25-11			75-42	13:54	150
3	14-Aug-2018	MEX - COL	3-2	23-25	25-14	16-25	25-18	15-9	104-91	3:15	300
5	15-Aug-2018	COL - CRC	3-0	25-17	27-25	25-17			77-59	2:26	100
7	15-Aug-2018	DOM - MEX	3-0	25-22	25-18	25-21			75-61	2:26	200
10	16-Aug-2018	CRC - MEX	0-3	17-25	13-25	13-25			43-75	20:12	150
11	16-Aug-2018	COL - DOM	0-3	13-25	13-25	15-25			41-75	20:16	500

### Quarterfinals

No	Date	Teams	Set	Result per set (points)					Total Points	Duration	Spectators
				1	2	3	4	5			
13	17-Aug-2018	MEX - CHI	3-2	22-25	25-16	25-23	23-25	15-9	110-98	21:32	150
14	17-Aug-2018	CUB - COL	3-0	25-13	25-18	25-15			75-46	20:35	150

### Classification 5-8

No	Date	Teams	Set	Result per set (points)					Total Points	Duration	Spectators
				1	2	3	4	5			
15	18-Aug-2018	CRC - CHI									
16	18-Aug-2018	GUA - COL									

### Semifinals

No	Date	Teams	Set	Result per set (points)					Total Points	Duration	Spectators
				1	2	3	4	5			
17	18-Aug-2018	DOM - CUB									
18	18-Aug-2018	PER - MEX									





# 2018 U23 Women's NORCECA Panamerican Cup

P-4 Collated results & ranking

Results as of 17 August 2018



## TEAM RANKING

### Pool A

Rk	Code	Team	Matches			Pts	Results details							Sets			Points		
			W	L	T		3-0	3-1	3-2	2-3	1-3	0-3	W	L	Ratio	W	L	Ratio	
1	PER	Peru	3	0	3	14	2	1	0	0	0	0	9	1	9.000	248	197	1.258	
2	CUB	Cuba	2	1	3	11	2	0	0	0	1	0	7	3	2.333	242	185	1.308	
3	CHI	Chile	1	2	3	5	1	0	0	0	0	2	3	0.500	183	191	0.958		
4	GUA	Guatemala	0	3	3	0	0	0	0	0	0	3	0	0.000	125	225	0.555		

### Pool B

Rk	Code	Team	Matches			Pts	Results details							Sets			Points		
			W	L	T		3-0	3-1	3-2	2-3	1-3	0-3	W	L	Ratio	W	L	Ratio	
1	DOM	Dominican Republic	3	0	3	15	3	0	0	0	0	0	9	0	MAX	225	144	1.562	
2	MEX	Mexico	2	1	3	8	1	0	1	0	0	1	6	5	1.200	240	209	1.148	
3	COL	Colombia	1	2	3	7	1	0	0	1	0	1	5	6	0.833	209	238	0.878	
4	CRC	Costa Rica	0	3	3	0	0	0	0	0	0	3	0	0.000	144	227	0.634		





# P-2 VOLLEYBALL • Match result



## IV Women's U23 Pan American Cup QUATERFINALS

**Match:** 13 **Date:** 17/08/2018 **Spectators:** 150  
**City:** Lima  
**Hall:** Colieo Manuel Bonilla  
**Match duration:** Start: 17:02 End: 19:34 Total: 2:32

Teams	Sets	1	2	3	4	5	Total
<b>MEX</b>	<b>3</b>	22	25	25	23	15	110
<b>CHI</b>	<b>2</b>	25	16	23	25	9	98
<b>Set duration</b>		0:31	0:29	0:33	0:30	0:17	2:20

**Referees:** BELTRE, JOSE (DOM) & PEREZ, LOURDES (CUB)

MEX • Mexico		1	2	3	4	5	Pts
1	Guereca Uxue (OP)	■	■	■	■	■	29
2	Salinas Valeria (S)	□	□	□	□		
3	Castro Grecia (WS)	■	■	■	■	■	16
4	Sanchez Francia (MB)	■	■	■	■	■	9
5	López Renat(MB)						
6	Maldonado Sofia (OP)	□	□	□	□		6
7	Escoto Natalia (MB)	■	■	■	■	■	1
8	Bernal Daniela (S)	■	■	■	■	■	1
10	Sillier Daniela (WS)	□	□	□	□		
12 L	Landeros Joseline (L)	L	L	L	L	L	
13	Valenzuela Mirna (WS)						
14	Parra Melanie (WS)	■	■	■	■	■	16

**Coach:** Luis Alberto Leon (MEX)  
**Assistant:** Mario Rodriguez (MEX)

CHI • Chile		1	2	3	4	5	Pts
1	Flores Macarena (MB)	■	■	■	■	■	6
2	Reyes Catalina (S)	□	□	□	□		
3	Carvajal Amalia (OP)	□	□	□	□		8
4	Novoa Beatriz (WS)	■	■	■	■	■	18
5	Salinas Paula (S)	■	■	■	■	■	
8	Bertens Maike (OP)	■	■	■	■	■	27
9 L	Gallardo Catalina(L)	L	L	L	L	L	
10	Mendoza Camila (MB)	■	■	■	■		3
11	Carrasco Victoria (MB)		□	□	■	■	5
12	Badilla Gabriela(WS)	■	■	■	■		6
17	Castro Daniela (WS)				□	■	8
18	Munoz Maria (WS)						

**Coach:** Eduardo Guillaume (ARG)  
**Assistant:** Alejandro Marin (CHI)

### TEAMS AND PLAYERS PERFORMANCES

Won Pts	Total Atts	No Name
<b>68</b>	<b>172</b>	<b>Total Team</b>
26	59	1 Guereca Uxue (OP)
16	39	3 Castro Grecia (WS)
<b>8</b>	<b>67</b>	<b>Total Team</b>
5	22	4 Sanchez Francia (MB)
2	22	1 Guereca Uxue (OP)
<b>2</b>	<b>110</b>	<b>Total Team</b>
1	17	1 Guereca Uxue (OP)
1	27	14 Parra Melanie (WS)
<b>32</b>		<b>Total Team</b>
<b>110</b>	<b>349</b>	<b>Total Team</b>

Scoring Skills
<b>Spike</b>
<b>Block</b>
<b>Serve</b>
<b>Opp. error</b>
<b>Total</b>

Won Pts	Total Atts	No Name
<b>67</b>	<b>173</b>	<b>Total Team</b>
20	57	8 Bertens Maike (OP)
17	42	4 Novoa Beatriz (WS)
<b>5</b>	<b>63</b>	<b>Total Team</b>
1	6	4 Novoa Beatriz (WS)
1	9	12 Badilla Gabriela(WS)
<b>9</b>	<b>98</b>	<b>Total Team</b>
6	20	8 Bertens Maike (OP)
3	17	11 Carrasco Victoria (MB)
<b>17</b>		<b>Total Team</b>
<b>98</b>	<b>334</b>	<b>Total Team</b>

29	98	1 Guereca Uxue (OP)
----	----	---------------------

<b>Best Scorer</b>
--------------------

27	83	8 Bertens Maike (OP)
----	----	----------------------

Excellent	Total Atts	No Name
<b>57</b>	<b>165</b>	<b>Total Team</b>
24	40	12 Landeros Joseline (L)
9	30	14 Parra Melanie (WS)
<b>17</b>	<b>163</b>	<b>Total Team</b>
17	123	8 Bernal Daniela (S)
<b>28</b>	<b>84</b>	<b>Total Team</b>
15	39	12 Landeros Joseline (L)
7	24	14 Parra Melanie (WS)

Non scoring Skills
<b>Dig</b>
<b>Set</b>
<b>Reception</b>
<b>Success - Faults</b>
<b># Attempts</b>

Excellent	Total Atts	No Name
<b>69</b>	<b>186</b>	<b>Total Team</b>
14	29	8 Bertens Maike (OP)
14	47	9 Gallardo Catalina(L)
<b>24</b>	<b>159</b>	<b>Total Team</b>
21	121	5 Salinas Paula (S)
<b>36</b>	<b>100</b>	<b>Total Team</b>
17	40	4 Novoa Beatriz (WS)
9	23	9 Gallardo Catalina(L)

■ Starting line-up Pts = Points scored nn = Captain  
 □ Substitute Atts = Attempts L = Libero  
 Opp = Opponent

Name game jury president: BERTHA CADRA  
 Signature: [Signature]







# P-2 VOLLEYBALL • Match result



## IV Women's U23 Pan American Cup QUATERFINALS

**Match:** 14 **Date:** 17/08/2018 **Spectators:** 150  
**City:** Lima  
**Hall:** Coliseo Manuel Bonilla  
**Match duration:** **Start:** 20:24 **End:** 22:00 **Total:** 1:36

Teams	Sets	1	2	3	4	5	Total
CUB	3	25	25	25			75
COL	0	13	18	15			46
<b>Set duration</b>		0:23	0:26	0:40			1:29

**Referees:** DURAN, MA DEL CARMEN (MEX) & MUÑOZ, ALEJANDRO (CHI)

CUB • Cuba		1	2	3	4	5	Pts
1	Hernandez Claudia (WS)						
4	L Tamayo Lianny (L)	L	L	L			
5	Martinez Evilania (OP)						
7	Moreno Thalía (S)	■	■	■			10
8	Perez Diaris(WS)	■	■	■			10
11	Moreno Gretell (S)	■	■	■			7
12	Cese Ailama (WS)	■	■	■			17
13	Viltres Yamisleydis (MB)	■	■	■			10
14	Aguilera Jessica (MB)				□		
17	Medina Kitania (OP)				□		1
19	Suarez Laura (MB)	■	■	■			10
20	Vila Ivy May (WS)	□			□		

COL • Colombia		1	2	3	4	5	Pts
1	Mosquera Darlevis (MB)	■	■	■			5
4	Zapata Ana Maria (S)	□	□	□			
5	Olaya Ana Karina (OP)	■	■	■			8
6	Carabali Valerin (MB)	■	■	■			7
7	Velasquez Angie (S)	■	■	■			
8	Martinez Emelys (WS)	■	■	■			3
9	L Sarmiento Maria (L)	L	L	L			
12	Ayala Angie (WS)	□	□				1
15	Ibarguen Manuela (OP)	■	■	■			5
16	Palacios Geraldyn (MB)						
17	Jimenez Daniela (OP)		□	□			
18	Mendoza Kenia (OP)	□	□	□			3

**Coach:** TOMAS FERNANDEZ (CUB)  
**Assistant:** REGLA TORRES HERRERA (CUB)

**Coach:** BRYAN SILVA GRISALES (COL)  
**Assistant:** HERNAN ALONSO OSORIO (COL)

### TEAMS AND PLAYERS PERFORMANCES

Won Pts	Total Atts	No Name
48	86	<b>Total Team</b>
13	21	12 Cese Ailama (WS)
8	15	7 Moreno Thalía (S)
9	36	<b>Total Team</b>
2	4	13 Viltres Yamisleydis (MB)
2	10	19 Suarez Laura (MB)
8	73	<b>Total Team</b>
3	13	12 Cese Ailama (WS)
3	13	13 Viltres Yamisleydis (MB)
10		<b>Total Team</b>
75	195	<b>Total Team</b>

Scoring Skills
<b>Spike</b>
<b>Block</b>
<b>Serve</b>
<b>Opp. error</b>
<b>Total</b>

Won Pts	Total Atts	No Name
26	86	<b>Total Team</b>
7	25	5 Olaya Ana Karina (OP)
5	12	1 Mosquera Darlevis (MB)
3	29	<b>Total Team</b>
2	8	6 Carabali Valerin (MB)
1	4	8 Martinez Emelys (WS)
3	48	<b>Total Team</b>
1	6	5 Olaya Ana Karina (OP)
1	7	6 Carabali Valerin (MB)
14		<b>Total Team</b>
46	163	<b>Total Team</b>

17	37	12 Cese Ailama (WS)
----	----	---------------------

Best Scorer		
8	37	5 Olaya Ana Karina (OP)

8	37	5 Olaya Ana Karina (OP)
---	----	-------------------------

Excellent	Total Atts	No Name
25	70	<b>Total Team</b>
6	17	4 Tamayo Lianny (L)
4	13	8 Perez Diaris(WS)
12	69	<b>Total Team</b>
7	41	11 Moreno Gretell (S)
15	44	<b>Total Team</b>
8	16	8 Perez Diaris(WS)
2	9	4 Tamayo Lianny (L)

Non scoring Skills
<b>Dig</b>
<b>Set</b>
<b>Reception</b>
Success - Faults
# Attempts

Excellent	Total Atts	No Name
20	72	<b>Total Team</b>
5	14	8 Martinez Emelys (WS)
3	17	7 Velasquez Angie (S)
15	78	<b>Total Team</b>
15	54	7 Velasquez Angie (S)
20	67	<b>Total Team</b>
9	26	15 Ibarguen Manuela (OP)
5	17	9 Sarmiento Maria (L)

■ Starting line-up    Pts = Points scored    nn = Captain  
□ Substitute    Atts = Attempts    L = Libero  
Opp = Opponent

Name game jury president: *[Signature]*  
Signature: *[Signature]*

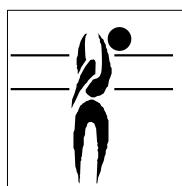







# P-5 VOLLEYBALL • Players ranking by skills

## IV Women's U23 Pan American Cup



## Best Scorers

Rk	No	Name	Team	Spike	Block	Serve	Total
1	1	Guereca Uxue (OP)	MEX	75	7	3	85
2	4	Lobaton Brenda (WS)	PER	55	2	4	61
3	12	Cese Ailama (WS)	CUB	46	5	8	59
4	14	Parra Melanie (WS)	MEX	50	4	4	58
5	8	Bertens Maike (OP)	CHI	43	3	8	54
6	3	Gonzalez Gaila (OP)	DOM	44	2	3	49
6	8	Perez Diaris(WS)	CUB	40	7	2	49
8	15	Ibarguen Manuela (OP)	COL	40	1	4	45
9	4	Novoa Beatriz (WS)	CHI	38	1	2	41
10	5	Olaya Ana Karina (OP)	COL	35	3	1	39
11	19	Suarez Laura (MB)	CUB	24	7	4	35
11	3	Castro Grecia (WS)	MEX	31	0	4	35
13	4	Peralta Vielka (WS)	DOM	32	1	1	34
13	8	Martinez Emelys (WS)	COL	28	4	2	34
13	1	Mosquera Darlevis (MB)	COL	27	7	0	34
16	11	Moreno Gretell (S)	CUB	18	13	2	33
16	6	Carabali Valerin (MB)	COL	18	13	2	33
18	7	Moreno Thalia (S)	CUB	24	5	2	31
19	21	Martinez Jineiry (MB)	DOM	16	10	2	28
20	2	Mosquera Yujhamy(MB)	PER	15	7	4	26
21	6	Guerrero Maricarmen (MB)	PER	19	2	4	25
22	8	Martinez Natalia (WS)	DOM	17	1	4	22
23	3	Carvajal Amalia (OP)	CHI	20	0	0	20
24	15	Soto Isayana (WS)	CRC	16	1	2	19
24	14	Aguilera Jessica (MB)	CUB	14	3	2	19
24	17	Castro Daniela (WS)	CHI	17	1	1	19
24	12	Badilla Gabriela(WS)	CHI	9	4	6	19
28	5	Espinoza Edya (WS)	CRC	18	0	0	18
28	1	Flores Macarena (MB)	CHI	15	0	3	18
28	4	Sanchez Francia (MB)	MEX	10	7	1	18
31	11	Garcia Maria (OP)	GUA	16	0	1	17
32	11	Montes Kiara (WS)	PER	14	1	1	16
33	14	Alpizar Susan(MB)	CRC	15	0	0	15
33	7	Montes Flavia (MB)	PER	12	3	0	15
33	6	Maldonado Sofia (OP)	MEX	14	1	0	15
36	1	Hernandez Claudia (WS)	CUB	6	1	7	14
37	9	Villagran Maria (WS)	GUA	12	0	1	13
37	20	Martinez Brayelin (WS)	DOM	11	1	1	13
39	13	González Astrid (MB)	GUA	10	2	0	12
39	13	Viltres Yamisleydis (MB)	CUB	6	3	3	12
39	10	Mendoza Camila (MB)	CHI	6	4	2	12
42	7	Guillermo Martha (WS)	GUA	8	2	1	11
42	9	Sanchez Ysabella (WS)	PER	11	0	0	11
42	10	Sillier Daniela (WS)	MEX	7	1	3	11
45	9	Arroyo Maria (OP)	CRC	9	0	0	9
45	19	De La Peña Diana (MB)	PER	6	1	2	9
47	16	Porras Ariana(WS)	CRC	6	1	1	8
47	19	Beechman Evonny (MB)	CRC	5	3	0	8
47	23	Mc Leod Thaisa (OP)	PER	6	1	1	8
47	7	Escoto Natalia (MB)	MEX	7	1	0	8
<b>Total tournament</b>				<b>1,114</b>	<b>164</b>	<b>132</b>	<b>1,410</b>





# P-5 VOLLEYBALL • Players ranking by skills

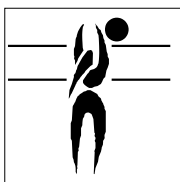
## IV Women's U23 Pan American Cup



### Best Spikers

Limit: 15.00%

Rk	No	Name	Team	Spikes	Faults	Shots	Total Attempts	Succ. %
1	12	Cese Ailama (WS)	CUB	46	7	27	80	57.50
2	4	Peralta Vielka (WS)	DOM	32	2	24	58	55.17
3	4	Lobaton Brenda (WS)	PER	55	13	34	102	53.92
4	3	Gonzalez Gaila (OP)	DOM	44	8	32	84	52.38
5	8	Perez Diaris(WS)	CUB	40	12	34	86	46.51
6	1	Guereca Uxue (OP)	MEX	75	16	85	176	42.61
7	4	Novoa Beatriz (WS)	CHI	38	14	48	100	38.00
8	8	Martinez Natalia (WS)	DOM	17	5	23	45	37.78
9	14	Parra Melanie (WS)	MEX	50	6	79	135	37.04
10	5	Olaya Ana Karina (OP)	COL	35	19	47	101	34.65
<b>Total Tournament</b>				1,114	384	1,428	2,926	38.07



### Best Blockers

Rk	No	Name	Team	Kill Blocks	Faults	Rebounds	Total Attempts	Avg. by set
1	21	Martinez Jineiry (MB)	DOM	10	6	19	35	1.11
2	11	Moreno Gretell (S)	CUB	13	12	11	36	1.00
3	6	Carabali Valerin (MB)	COL	13	16	22	51	0.93
4	2	Mosquera Yujhamy(MB)	PER	7	4	16	27	0.70
5	8	Perez Diaris(WS)	CUB	7	7	10	24	0.54
6	19	Suarez Laura (MB)	CUB	7	10	17	34	0.54
7	1	Mosquera Darlevis (MB)	COL	7	17	18	42	0.50
8	4	Sanchez Francia (MB)	MEX	7	9	25	41	0.44
9	1	Guereca Uxue (OP)	MEX	7	17	23	47	0.44
10	12	Cese Ailama (WS)	CUB	5	6	6	17	0.38
<b>Total Tournament</b>				164	359	569	1,092	3.49



### Best Servers

Rk	No	Name	Team	Aces	Faults	Serve Hits	Total Attempts	Avg. by set
1	12	Cese Ailama (WS)	CUB	8	3	40	51	0.62
2	8	Bertens Maike (OP)	CHI	8	9	19	36	0.57
3	1	Hernandez Claudia (WS)	CUB	7	7	5	19	0.54
4	8	Martinez Natalia (WS)	DOM	4	3	15	22	0.44
5	12	Badilla Gabriela(WS)	CHI	6	3	36	45	0.43
6	2	Mosquera Yujhamy(MB)	PER	4	4	36	44	0.40
7	4	Lobaton Brenda (WS)	PER	4	5	25	34	0.40
8	6	Guerrero Maricarmen (MB)	PER	4	5	17	26	0.40
9	14	Perez Yokaty (S)	DOM	3	1	22	26	0.33
10	3	Gonzalez Gaila (OP)	DOM	3	4	25	32	0.33
<b>Total Tournament</b>				132	220	1,590	1,942	2.81








# P-5 VOLLEYBALL • Players ranking by skills

## IV Women's U23 Pan American Cup



### Best Diggers

Rk	No	Name	Team	Digs	Faults	Receptions	Total Attempts	Avg. by set
1	12	Landeros Joseline (L)	MEX	61	30	38	129	3.81
2	21	Sanchez Esmeralda (L)	PER	34	16	17	67	3.40
3	9	Sarmiento Maria (L)	COL	46	25	28	99	3.29
4	8	Castro Maria Jose (L)	CRC	29	30	32	91	3.22
5	17	Martinez Caro Larysmer(L)	DOM	28	14	28	70	3.11
6	4	Lobaton Brenda (WS)	PER	31	13	18	62	3.10
7	9	Gallardo Catalina(L)	CHI	40	37	40	117	2.86
8	4	Novoa Beatriz (WS)	CHI	28	16	26	70	2.00
9	4	Tamayo Lianny (L)	CUB	26	24	20	70	2.00
10	8	Bertens Maïke (OP)	CHI	27	15	19	61	1.93
<b>Total Tournament</b>				844	808	1,109	2,761	17.96



### Best Setters

Rk	No	Name	Team	Running Sets	Faults	Still Sets	Total Attempts	Avg. by set
1	5	Almeida Shiamara (S)	PER	58	1	168	227	5.80
2	7	Velasquez Angie (S)	COL	66	4	271	341	4.71
3	11	Moreno Gretell (S)	CUB	56	2	140	198	4.31
4	14	Perez Yokaty (S)	DOM	30	1	151	182	3.33
5	5	Salinas Paula (S)	CHI	36	4	234	274	2.57
6	7	Campos Melissa(S)	CRC	23	3	181	207	2.56
7	12	Caal Jessica (S)	GUA	23	4	146	173	2.56
8	8	Bernal Daniela (S)	MEX	31	1	164	196	1.94
9	7	Moreno Thalia (S)	CUB	19	2	71	92	1.46
10	1	Cuba Cristina (S)	PER	12	-	14	26	1.20
<b>Total Tournament</b>				390	33	2,247	2,670	8.30



### Best Receivers

Limit: 20.00%


Rk	No	Name	Team	Excellents	Faults	Serve Receptions	Total Attempts	Eff. %
1	8	Perez Diaris(WS)	CUB	33	1	28	62	51.61
2	4	Lobaton Brenda (WS)	PER	25	2	23	50	46.00
3	17	Martinez Caro Larysmer(L)	DOM	15	2	17	34	38.24
4	21	Sanchez Esmeralda (L)	PER	23	4	23	50	38.00
5	11	Montes Kiara (WS)	PER	15	1	23	39	35.90
6	4	Tamayo Lianny (L)	CUB	22	2	36	60	33.33
7	12	Landeros Joseline (L)	MEX	42	7	59	108	32.41
8	3	Castro Grecia (WS)	MEX	23	3	41	67	29.85
9	9	Sarmiento Maria (L)	COL	35	5	62	102	29.41
10	8	Castro Maria Jose (L)	CRC	17	2	33	52	28.85
<b>Total Tournament</b>				504	134	1,084	1,722	21.49





# P-5 VOLLEYBALL • Players ranking by skills

## IV Women's U23 Pan American Cup



### Best Liberos

Rk	No	Name	Team	Excellents	Faults	In play	Total attempts	Avg. by set
1	12	Landeros Joseline (L)	MEX	103	37	97	237	6.44
2	9	Sarmiento Maria (L)	COL	81	30	90	201	5.79
3	21	Sanchez Esmeralda (L)	PER	57	20	40	117	5.70
4	8	Castro Maria Jose (L)	CRC	46	32	65	143	5.11
5	17	Martinez Caro Larysmer(L)	DOM	43	16	45	104	4.78
6	9	Gallardo Catalina(L)	CHI	62	38	94	194	4.43
7	4	Tamayo Lianny (L)	CUB	48	26	56	130	3.69
8	6	Quiñónez Laura (L)	GUA	17	22	38	77	1.89
9	18	Granados Ana (L)	GUA	8	7	14	29	0.89







# P-6 VOLLEYBALL • Teams ranking by skills

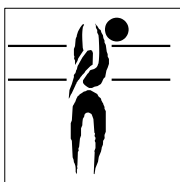
## IV Women's U23 Pan American Cup



### Best Spikers

Limit: 15.00%

Rk	Team	Spikes	Faults	Shots	Total Attempts	Succ. %
1	CUB Cuba	179	43	127	349	51.29
2	DOM Dominican Republic	143	28	120	291	49.14
3	PER Peru	144	49	135	328	43.90
4	MEX Mexico	203	50	284	537	37.80
5	CHI Chile	156	68	232	456	34.21
6	COL Colombia	154	70	230	454	33.92
7	CRC Costa Rica	77	42	170	289	26.64
8	GUA Guatemala	58	34	130	222	26.13
<b>Total Tournament</b>		1,114	384	1,428	2,926	38.07



### Best Blockers

Rk	Team	Kill Blocks	Faults	Rebounds	Total Attempts	Avg. by set
1	CUB Cuba	44	55	71	170	3.38
2	DOM Dominican Republic	23	33	77	133	2.56
3	COL Colombia	29	59	86	174	2.07
4	PER Peru	18	34	68	120	1.80
5	MEX Mexico	22	63	109	194	1.38
6	CHI Chile	15	53	91	159	1.07
7	GUA Guatemala	7	32	32	71	0.78
8	CRC Costa Rica	6	30	35	71	0.67
<b>Total Tournament</b>		164	359	569	1,092	3.49



### Best Servers


Rk	Team	Aces	Faults	Serve Hits	Total Attempts	Avg. by set
1	CUB Cuba	30	35	247	312	2.31
2	CHI Chile	28	36	218	282	2.00
3	DOM Dominican Republic	17	24	179	220	1.89
4	PER Peru	18	26	201	245	1.80
5	MEX Mexico	17	24	308	349	1.06
6	COL Colombia	12	28	218	258	0.86
7	CRC Costa Rica	5	20	124	149	0.56
7	GUA Guatemala	5	27	95	127	0.56
<b>Total Tournament</b>		132	220	1,590	1,942	2.81





# P-6 VOLLEYBALL • Teams ranking by skills

## IV Women's U23 Pan American Cup



### Best Diggers

Rk	Team	Digs	Faults	Receptions	Total Attempts	Avg. by set
1	CHI Chile	164	124	167	455	11.71
2	DOM Dominican Republic	94	49	123	266	10.44
3	PER Peru	104	76	121	301	10.40
4	MEX Mexico	151	147	198	496	9.44
5	COL Colombia	123	128	174	425	8.79
6	CUB Cuba	103	82	105	290	7.92
7	CRC Costa Rica	64	113	132	309	7.11
8	GUA Guatemala	41	89	89	219	4.56
<b>Total Tournament</b>		844	808	1,109	2,761	17.96



### Best Setters

Rk	Team	Running Sets	Faults	Still Sets	Total Attempts	Avg. by set
1	PER Peru	71	1	225	297	7.10
2	CUB Cuba	76	5	230	311	5.85
3	COL Colombia	67	4	352	423	4.79
4	DOM Dominican Republic	35	2	220	257	3.89
5	CHI Chile	45	7	374	426	3.21
6	MEX Mexico	50	4	440	494	3.13
7	CRC Costa Rica	23	5	231	259	2.56
7	GUA Guatemala	23	5	175	203	2.56
<b>Total Tournament</b>		390	33	2,247	2,670	8.30



### Best Receivers

Limit: 20.00%

Rk	Team	Excellents	Faults	Serve Receptions	Total Attempts	Eff. %
1	PER Peru	72	10	84	166	37.35
2	CUB Cuba	77	11	117	205	32.20
3	MEX Mexico	92	19	155	266	27.44
4	DOM Dominican Republic	36	6	93	135	22.22
5	COL Colombia	83	23	179	285	21.05
6	CHI Chile	68	13	187	268	20.52
7	CRC Costa Rica	44	15	141	200	14.50
8	GUA Guatemala	32	37	128	197	
<b>Total Tournament</b>		504	134	1,084	1,722	21.49







## Cuba y México se unieron a las semifinales

**LIMA, Perú, 17 de agosto 2018.-** México tuvo que luchar en cinco sets su clasificación a la semifinal de la IV Copa Panamericana U23, en un duelo muy parejo contra Chile en su partido de cuartos de final este jueves.

En el segundo duelo del día, Cuba demostró una rápida recuperación tras la derrota ante Perú y selló con victoria por 3-0 sobre Colombia su clasificación a la siguiente ronda. El equipo de Tomás Fernández deberá medir fuerzas ante República Dominicana para lograr su pase a la gran final.

### México 3, Chile 2

México dio vuelta al marcador y consiguió clasificar a semifinales, luego de imponerse por 3-2 a la selección de Chile (22-25; 25-16; 25-23; 23-25; 15-9) en el primer partido de la fase de cuartos de final de la IV Copa Panamericana U23. El equipo de Luis Alberto León sorprendió a su rival con un rápido ataque por las puntas, y aunque las chilenas buscaron defender cada balón y crear situaciones de contraataque; el ataque al fondo de la cancha de las mexicanas resultó difícil de detener. Uxue Guereca contribuyó con 29 puntos para México, seguida por Grecia Castro y Melanie Parra que supieron marcar la diferencia en los momentos claves y consiguieron 16 puntos cada una. Chile dio pelea con sus principales figuras, Maïke Bertens y Beatriz Novoa con 27 y 18 puntos respectivamente. Ante el certero ataque de México, la selección dirigida por Eduardo Guillaume arriesgó en el servicio hasta tener la ventaja (2-9), sin embargo las mexicanas se alzarían con la victoria por dominio en ataque (68-67) y bloqueo (8-5).

### Cuba 3, Colombia 0

Cuba se unió a las semifinales de la IV Copa Panamericana U23 venciendo con amplia superioridad a un aguerrido y juvenil equipo de Colombia. El equipo de Tomás Fernández selló su clasificación en 1 hora 29 minutos de juego, con parciales (25-13; 25-18; 25-15). Ailama Cese fue la máxima anotadora cubana con 17 tantos, mientras que Thalia Moreno, Diaris Pérez, Yamisleydis Viltres y Laura Suárez contribuyeron con 10 puntos cada una. Ana Karina Olaya fue la mejor colombiana con 8 puntos. Cuba superó en ataque (48-26), bloqueo (9-3) y servicio (8-3).

